



**GENERAL ELECTIONS TO THE HOUSE OF PEOPLE
AND
ANDHRA PRADESH LEGISLATIVE ASSEMBLY, 2009
VOLUME - II STATISTICAL REPORT**



Published by
Chief Electoral Officer, Andhra Pradesh,
Hyderabad.



Chief Electoral Officer, Andhra Pradesh



General Elections to the House of People and Andhra Pradesh Legislative Assembly, 2009

VOLUME - II STATISTICAL REPORT



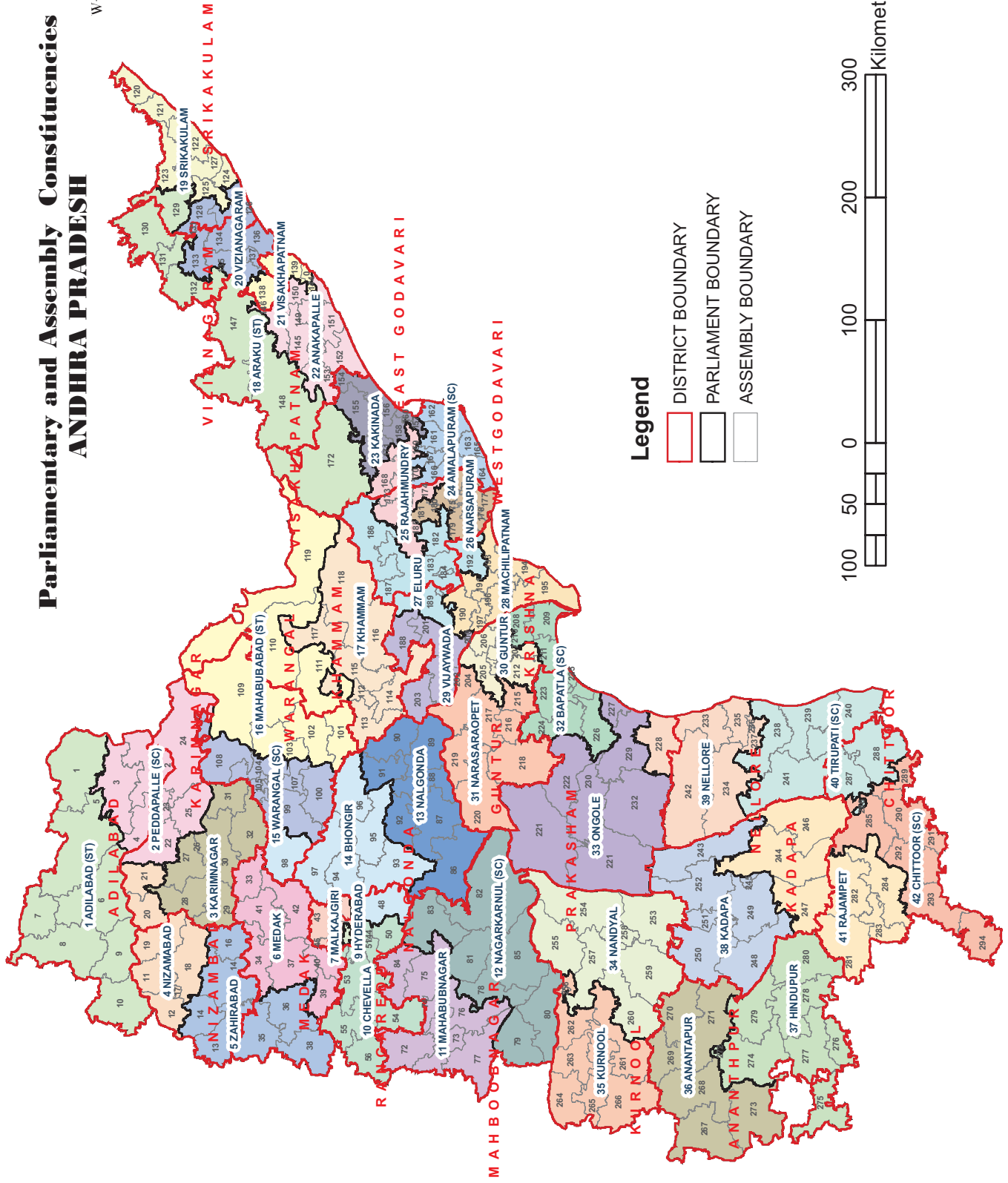
Chief Electoral Officer, Andhra Pradesh



INDEX

Sl. No.	SUBJECT	PAGE NO.	
		HOP	APLA
1	Map Showing Parliamentary and Assembly Constituencies in Andhra Pradesh	1	
2	General Elections, 2009, Andhra Pradesh at a glance	5	71
3	Map showing the phase-wise Polling list	6	72
4	Phase-wise polling list	7	73 - 76
5	Parliamentary Constituency-wise total electors in General Elections to HOP, 2009	8	-
6	Assembly Segment-wise total electors in General Elections to HOP, 2009	9 - 17	-
7	Statement showing the number of Polling Stations set up during the General Elections, 2009	18	77 - 83
8	Names and abbreviations of Political Parties participated in the General Elections, 2009	19	84
9	Statement showing the number of Nominations filed, rejected, withdrawn, contested and forfeited deposits - Constituency-wise	20 - 21	85 - 94
10	Statement showing the number of Contested Candidates in General Elections, 2009 (Constituency / Party-wise)	22 - 23	95 - 102
11	Graphical Analysis - Contested Candidates - Constituency-wise in General Elections to HOP, 2009	24	-
12	Statement showing the Constituency-wise Contested Candidates - Men, Women, SC and ST in General Elections, 2009	25	103 - 110
13	Statement showing the Constituency-wise number of Electors, Votes polled with percentage, votes rejected, votes not retrieved and Valid votes	26 - 27	111 - 116
14	Statement showing the votes secured by Parties in General Elections, 2009 Constituency / Party-wise	28 - 29	117 - 124
15	Graphical Analysis for Party-wise votes secured in General Elections, 2009	30	125
16	Statement showing the Constituency-wise votes secured by the Elected Candidates against their nearest rival candidates with margin of votes in General Elections, 2009	31 - 32	126 - 134
17	Statement showing the number of seats contested / won, valid votes secured and percentage thereof by each Political Party in General Elections, 2009	33	135
18	Map showing the Party-wise winning Constituencies in General Elections, 2009	34	136
19	Graphical Analysis - Party-wise candidates Contested & Won in General Elections, 2009	35	137
20	Graphical Analysis - Party-wise Percentage of Votes polled in General Elections, 2009	36	138
21	List of Elected Candidates and their Addresses	37 - 38	139 - 150
22	Statement showing the Result of Election i.e., Votes secured by the Candidates Contested in each Constituency and rejected Votes, etc	39 - 54	151 - 223
23	Statement showing the votes secured by the Contested Candidates in General Elections to HOP, 2009 - Assembly Segment-wise	55 - 66	-
24	Statement showing the Constituency-wise votes secured by the elected Women/SC/ST Candidates with margin of votes	67	224 - 227

Parliamentary and Assembly Constituencies ANDHRA PRADESH



Legend

- DISTRICT BOUNDARY
- PARLIAMENT BOUNDARY
- ASSEMBLY BOUNDARY



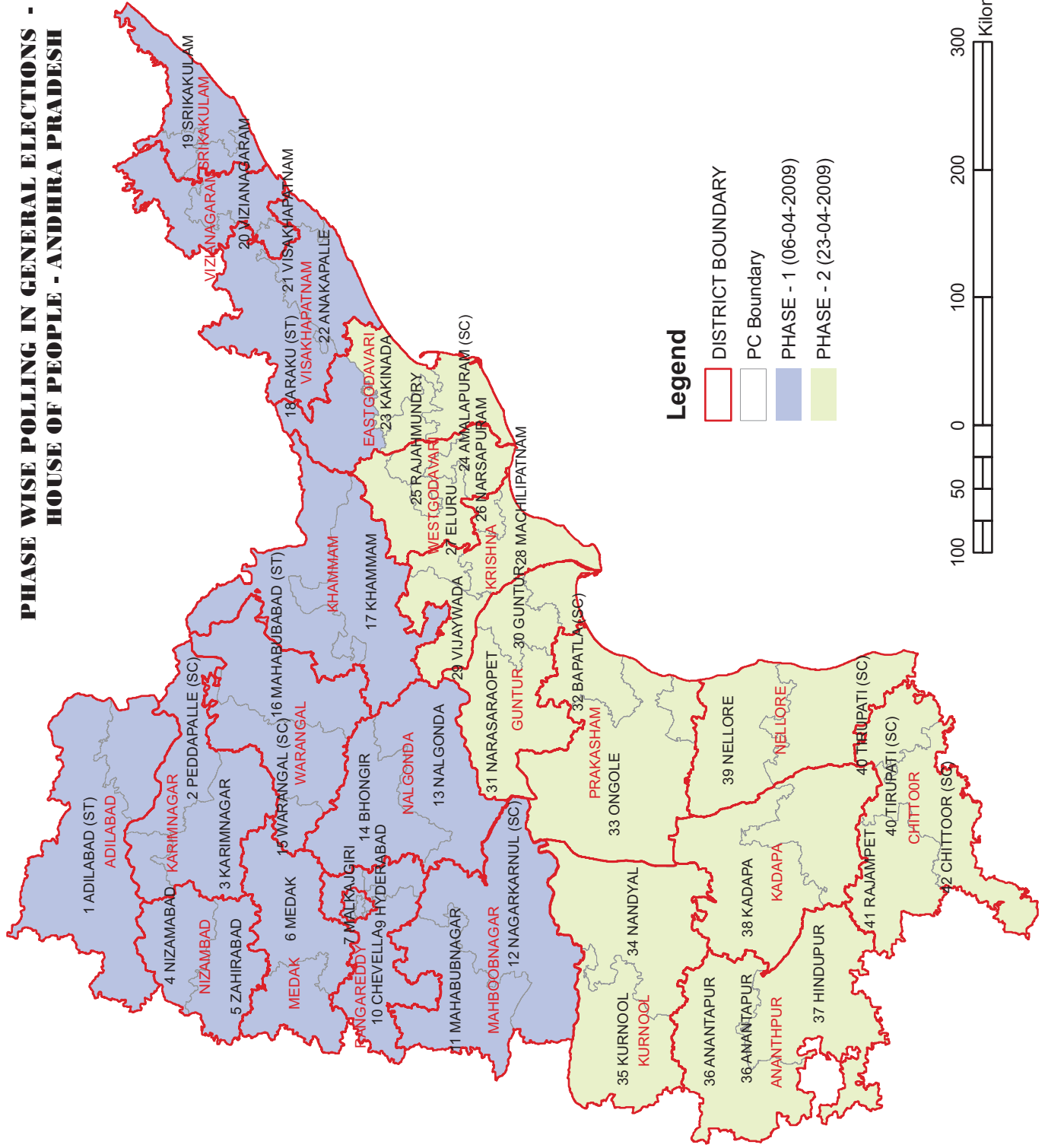
GENERAL ELECTIONS TO HOUSE OF PEOPLE

GENERAL ELECTIONS TO THE HOUSE OF THE PEOPLE, 2009 - ANDHRA PRADESH

1	Total Number of Districts			23
2	Total number of Parliamentary Constituencies			42
3	Total number of Assembly Segments			294
4	Statistics at a glance			
		Men	Women	Total
I	Total Population as per 2001 Census	3,85,27,413	3,76,82,594	7,62,10,007
II	Total number of Electors	2,86,84,843	2,92,07,416	5,78,92,259
III	Total Nominations filed	719	67	786
IV	Total Nominations rejected	85	14	99
V	Total Nominations withdrawn	104	14	118
VI	Number of Contestants	530	39	569
VII	Number of Polling Stations			66,761
VIII	Number of Voters			4,20,86,701
IX	Polling Percentage			73
X	Number of Candidates elected	37	5	42
XI	Number of SC Candidates contested	129	12	141
XII	Number of SC Candidates elected	7	1	8
XIII	Number of ST Candidates contested	37	1	38
XIV	Number of ST Candidates elected	3	0	3
XV	Total Number of Votes Polled			4,20,86,701
XVI	Total Number of Valid votes polled			4,20,47,457
XVII	Total Number of rejected votes			39,244

5 Performance of Winning Parties			
Sl.No.	Party	No.of Seats Won	Valid Votes polled in favour of the Party
1	Indian National Congress	33	1,63,77,941
2	Telugu Desam	6	1,04,81,659
3	Telangana Rashtra Samithi	2	25,82,326
4	All India Majlis-E-Ittehadul Muslimeen	1	3,08,061
	Total	42	2,97,49,987

PHASE WISE POLLING IN GENERAL ELECTIONS - 2009 HOUSE OF PEOPLE - ANDHRA PRADESH



Legend

- DISTRICT BOUNDARY
- PC Boundary
- PHASE - 1 (06-04-2009)
- PHASE - 2 (23-04-2009)



**PHASE-WISE POLLING - LIST OF PARLIAMENTARY CONSTITUENCIES IN
GENERAL ELECTIONS TO HOP, 2009**

1st Phase Poll Date: 16.04.2009 Name of the P.C.	2nd Phase Poll Date: 23.04.2009 Name of the P.C.
1 - ADILABAD (ST)	23-KAKINADA
2 - PEDDAPALLE(SC)	24-AMALAPURAM (SC)
3- KARIMNAGAR	25-RAJAHMUNDRY
4 - NIZAMABAD	26-NARSAPURAM
5 - ZAHIRABAD	27-ELURU
6 -MEDAK	28-MACHILIPATNAM
7-MALKAJGIRI	29-VIJAYAWADA
8 - SECUNDERABAD	30-GUNTUR
9 - HYDERABAD	31-NARASARAOPET
10.CHEVELLA	32-BAPATLA (SC)
11. MAHBUBNAGAR	33-ONGOLE
12 - NAGARKURNOOL (SC)	34-NANDYAL
13 - NALGONDA	35-KURNOOL
14 - BHONGIR	36-ANANTAPUR
15 - WARANGAL (SC)	37-HINDUPUR
16 - MAHABUBABAD (ST)	38-KADAPA
17 - KHAMMAM	39-NELLORE
18 -ARAKU (ST)	40-TIRUPATI (SC)
19 - SRIKAKULAM	41-RAJAMPET
20 - VIZIANAGARAM	42-CHITTOOR (SC)
21 - VISAKHAPATNAM	
22 - ANAKAPALLE	

GENERAL ELECTIONS TO HOP, 2009 - PARLIAMENTARY CONSTITUENCY-WISE TOTAL ELECTORS

PARLIAMENTARY CONSTITUENCY NO. & NAME	GENERAL ELECTORS			SERVICE ELECTORS			TOTAL ELECTORS			
	MALE	FEMALE	TOTAL	MALE	FEMALE	TOTAL	MALE	FEMALE	TOTAL	
1	ADILABAD (ST)	5,52,801	5,77,839	11,30,640	475	96	571	5,53,276	5,77,935	11,31,211
2	PEDDAPALLE (SC)	6,65,659	6,49,667	13,15,326	272	44	316	6,65,931	6,49,711	13,15,642
3	KARIMNAGAR	7,50,050	7,45,939	14,95,989	180	42	222	7,50,230	7,45,981	14,96,211
4	NIZAMABAD	6,20,157	7,12,902	13,33,059	174	38	212	6,20,331	7,12,940	13,33,271
5	ZAHIRABAD	6,63,220	6,96,142	13,59,362	157	47	204	6,63,377	6,96,189	13,59,566
6	MEDAK	6,88,607	7,00,813	13,89,420	265	36	301	6,88,872	7,00,849	13,89,721
7	MALKAJGIRI	12,31,875	11,10,983	23,42,858	167	25	192	12,32,042	11,11,008	23,43,050
8	SECUNDERABAD	8,20,074	7,54,542	15,74,616	136	66	202	8,20,210	7,54,608	15,74,818
9	HYDERABAD	7,12,863	6,79,857	13,92,720	322	200	522	7,13,185	6,80,057	13,93,242
10	CHEVELLA	8,60,304	8,20,982	16,81,286	279	99	378	8,60,583	8,21,081	16,81,664
11	MAHBUBNAGAR	6,72,215	6,96,222	13,68,437	400	31	431	6,72,615	6,96,253	13,68,868
12	NAGARKURNOOL(SC)	7,23,174	7,36,821	14,59,995	432	57	489	7,23,606	7,36,878	14,60,484
13	NALGONDA	7,20,000	7,34,653	14,54,653	289	74	363	7,20,289	7,34,727	14,55,016
14	BHONGIR	7,43,319	7,34,776	14,78,095	230	66	296	7,43,549	7,34,842	14,78,391
15	WARANGAL (SC)	7,45,270	7,41,121	14,86,391	181	45	226	7,45,451	7,41,166	14,86,617
16	MAHABUBABAD (ST)	6,22,601	6,42,603	12,65,204	162	30	192	6,22,763	6,42,633	12,65,396
17	KHAMMAM	6,22,745	6,36,882	12,59,627	152	36	188	6,22,897	6,36,918	12,59,815
18	ARAKU (ST)	5,69,084	6,12,832	11,81,916	474	124	598	5,69,558	6,12,956	11,82,514
19	SRIKAKULAM	5,88,829	6,32,561	12,21,390	4,335	400	4,735	5,93,164	6,32,961	12,26,125
20	VIZIANAGARAM	6,47,506	6,74,304	13,21,810	1,154	274	1,428	6,48,660	6,74,578	13,23,238
21	VISAKHAPATNAM	6,92,512	6,92,912	13,85,424	1,793	265	2,058	6,94,305	6,93,177	13,87,482
22	ANAKAPALLE	6,44,418	6,86,089	13,30,507	940	248	1,188	6,45,358	6,86,337	13,31,695
23	KAKINADA	6,25,427	6,39,355	12,64,782	216	96	312	6,25,643	6,39,451	12,65,094
24	AMALAPURAM (SC)	6,31,685	6,43,285	12,74,970	199	118	317	6,31,884	6,43,403	12,75,287
25	RAJAHMUNDRY	6,19,794	6,40,699	12,60,493	315	166	481	6,20,109	6,40,865	12,60,974
26	NARSAPURAM	5,66,869	6,05,602	11,72,471	452	215	667	5,67,321	6,05,817	11,73,138
27	ELURU	6,26,020	6,49,145	12,75,165	289	121	410	6,26,309	6,49,266	12,75,575
28	MACHILIPATNAM	6,10,381	6,40,238	12,50,619	287	147	434	6,10,668	6,40,385	12,51,053
29	VIJAYAWADA	6,93,227	7,08,845	14,02,072	164	79	243	6,93,391	7,08,924	14,02,315
30	GUNTUR	6,69,222	6,94,034	13,63,256	1,369	552	1,921	6,70,591	6,94,586	13,65,177
31	NARASARAOPET	6,65,728	6,93,934	13,59,662	579	190	769	6,66,307	6,94,124	13,60,431
32	BAPATLA (SC)	6,42,314	6,75,378	13,17,692	2,763	1,152	3,915	6,45,077	6,76,530	13,21,607
33	ONGOLE	6,73,772	6,95,533	13,69,305	4,261	1,992	6,253	6,78,033	6,97,525	13,75,558
34	NANDYAL	6,67,958	6,89,649	13,57,607	959	145	1,104	6,68,917	6,89,794	13,58,711
35	KURNOOL	6,43,794	6,62,995	13,06,789	391	132	523	6,44,185	6,63,127	13,07,312
36	ANANTAPUR	7,06,217	7,04,687	14,10,904	454	102	556	7,06,671	7,04,789	14,11,460
37	HINDUPUR	6,94,534	6,82,529	13,77,063	448	99	547	6,94,982	6,82,628	13,77,610
38	KADAPA	6,54,752	6,92,297	13,47,049	588	79	667	6,55,340	6,92,376	13,47,716
39	NELLORE	7,12,213	7,38,077	14,50,290	416	232	648	7,12,629	7,38,309	14,50,938
40	TIRUPATI (SC)	7,19,831	7,44,582	14,64,413	310	173	483	7,20,141	7,44,755	14,64,896
41	RAJAMPET	6,37,933	6,72,458	13,10,391	814	244	1,058	6,38,747	6,72,702	13,11,449
42	CHITTOOR (SC)	6,35,723	6,53,604	12,89,327	1,921	673	2,594	6,37,644	6,54,277	12,91,921
	GRAND TOTAL	2,86,54,677	2,91,98,368	5,78,53,045	30,164	9,050	39,214	2,86,84,841	2,92,07,418	5,78,92,259

STATEMENT SHOWING THE ASSEMBLY SEGMENT-WISE ELECTORATE IN THE PARLIAMENTARY CONSTITUENCY IN GENERAL ELECTIONS TO HOP, 2009

PARLIAMENTARY CONSTITUENCY NO. & NAME	ASSEMBLY SEGMENT NO. & NAME	GENERAL ELECTORS			SERVICE ELECTORS			TOTAL ELECTORS				
		MALE	FEMALE	TOTAL	MALE	FEMALE	TOTAL	MALE	FEMALE	TOTAL		
1-Adiabab (ST)	1	Sirpur	77,930	76,527	1,54,457	186	30	216	78,116	76,557	1,54,673	
	5	Asifabad	76,974	77,331	1,54,305	14	2	16	76,988	77,333	1,54,321	
	6	Khanapur	75,889	80,582	1,56,471	27	8	35	75,916	80,590	1,56,506	
	7	Adiabab	89,025	88,634	1,77,659	68	16	84	89,093	88,650	1,77,743	
	8	Boath	70,686	72,121	1,42,807	71	12	83	70,757	72,133	1,42,890	
	9	Nirmal	77,225	91,899	1,69,124	59	18	77	77,284	91,917	1,69,201	
	10	Mudhole	85,072	90,745	1,75,817	50	10	60	85,122	90,755	1,75,877	
		TOTAL	5,52,801	5,77,839	11,30,640	475	96	571	5,53,276	5,77,935	11,31,211	
	2-Peddapalle (SC)	2	Chennur	76,276	73,806	1,50,082	23	2	25	76,299	73,808	1,50,107
		3	Bellampally	70,395	68,896	1,39,291	16	5	21	70,411	68,901	1,39,312
4		Mancherial	1,00,551	98,537	1,99,088	36	9	45	1,00,587	98,546	1,99,133	
22		Dharmapuri	96,052	97,503	1,93,555	5	2	7	96,057	97,505	1,93,562	
23		Ramagundam	1,07,183	97,678	2,04,861	97	3	100	1,07,280	97,681	2,04,961	
24		Manthani	1,01,481	1,01,275	2,02,756	45	11	56	1,01,526	1,01,286	2,02,812	
25		Peddapalle	1,13,721	1,11,972	2,25,693	50	12	62	1,13,771	1,11,984	2,25,755	
		TOTAL	6,65,659	6,49,667	13,15,326	272	44	316	6,65,931	6,49,711	13,15,642	
3-Karimnagar		26	Karimnagar	1,33,706	1,27,845	2,61,551	21	1	22	1,33,727	1,27,846	2,61,573
		27	Choppadandi	99,718	1,00,887	2,00,605	31	5	36	99,749	1,00,892	2,00,641
	28	Vemulawada	91,164	93,330	1,84,494	13	6	19	91,177	93,336	1,84,513	
	29	Sircilla	1,05,813	1,05,039	2,10,852	16	1	17	1,05,829	1,05,040	2,10,869	
	30	Manakondur	1,00,518	1,00,394	2,00,912	26	6	32	1,00,544	1,00,400	2,00,944	
	31	Huzurabad	1,02,328	1,01,691	2,04,019	25	12	37	1,02,353	1,01,703	2,04,056	
	32	Husnabad	1,16,804	1,16,752	2,33,556	48	11	59	1,16,852	1,16,763	2,33,615	
		TOTAL	7,50,051	7,45,938	14,95,989	180	42	222	7,50,231	7,45,980	14,96,211	
	4-Nizamabad	11	Armur	71,841	91,792	1,63,633	19	6	25	71,860	91,798	1,63,658
		12	Bodhan	86,254	93,861	1,80,115	50	16	66	86,304	93,877	1,80,181
17		Nizamabad (Urban)	1,18,287	1,21,557	2,39,844	32	11	43	1,18,319	1,21,568	2,39,887	
18		Nizamabad (Rural)	83,097	1,10,358	1,93,455	35	4	39	83,132	1,10,362	1,93,494	
19		Balkonda	71,622	97,413	1,69,035	6	1	7	71,628	97,414	1,69,042	
20		Koratla	92,779	99,053	1,91,832	21	0	21	92,800	99,053	1,91,853	
21		Jagtial	96,277	98,868	1,95,145	11	0	11	96,288	98,868	1,95,156	
		TOTAL	6,20,157	7,12,902	13,33,059	174	38	212	6,20,331	7,12,940	13,33,271	
5-Zaheerabad		13	Jukkal	80,921	84,493	1,65,414	10	2	12	80,931	84,495	1,65,426
		14	Banswada	77,363	84,310	1,61,673	43	16	59	77,406	84,326	1,61,732
	15	Yellareddy	90,516	1,00,709	1,91,225	11	1	12	90,527	1,00,710	1,91,237	
	16	Kamareddy	95,653	1,03,566	1,99,219	23	7	30	95,676	1,03,573	1,99,249	
	35	Narayankhed	98,090	99,793	1,97,883	13	9	22	98,103	99,802	1,97,905	
	36	Andole	1,11,265	1,15,021	2,26,286	30	5	35	1,11,295	1,15,026	2,26,321	
	38	Zahirabad	1,09,412	1,08,250	2,17,662	27	7	34	1,09,439	1,08,257	2,17,696	
		TOTAL	6,63,220	6,96,142	13,59,362	157	47	204	6,63,377	6,96,189	13,59,566	

STATEMENT SHOWING THE ASSEMBLY SEGMENT-WISE ELECTORATE IN THE PARLIAMENTARY CONSTITUENCY IN GENERAL ELECTIONS TO HOP, 2009

PARLIAMENTARY CONSTITUENCY NO. & NAME	ASSEMBLY SEGMENT NO. & NAME	GENERAL ELECTORS			SERVICE ELECTORS			TOTAL ELECTORS		
		MALE	FEMALE	TOTAL	MALE	FEMALE	TOTAL	MALE	FEMALE	TOTAL
6-Medak	33 Siddipet	91,120	94,055	1,85,175	27	0	27	91,147	94,055	1,85,202
	34 Medak	95,922	1,03,049	1,98,971	52	24	76	95,974	1,03,073	1,99,047
	37 Narsapur	91,455	96,485	1,87,940	46	0	46	91,501	96,485	1,87,986
	39 Sangareddy	96,414	94,988	1,91,402	34	10	44	96,448	94,998	1,91,446
	40 Patancheru	1,21,421	1,13,785	2,35,206	57	1	58	1,21,478	1,13,786	2,35,264
	41 Dubbak	88,398	92,718	1,81,116	15	1	16	88,413	92,719	1,81,132
	42 Gajwel	1,03,877	1,05,733	2,09,610	34	0	34	1,03,911	1,05,733	2,09,644
	TOTAL	6,88,607	7,00,813	13,89,420	265	36	301	6,88,872	7,00,849	13,89,721
	43 Medchal	1,61,994	1,53,273	3,15,267	41	0	41	1,62,035	1,53,273	3,15,308
	44 Malkajgiri	1,79,215	1,72,252	3,51,467	37	2	39	1,79,252	1,72,254	3,51,506
7-Malkajgiri	45 Quthbullapur	1,68,060	1,45,083	3,13,143	17	0	17	1,68,077	1,45,083	3,13,160
	46 Kukatapally	2,09,265	1,75,762	3,85,027	3	1	4	2,09,268	1,75,763	3,85,031
	47 Uppal	1,92,435	1,69,921	3,62,356	31	0	31	1,92,466	1,69,921	3,62,387
	49 Lal Bahadur Nagar	2,17,954	1,94,770	4,12,724	4	0	4	2,17,958	1,94,770	4,12,728
	71 Secunderabad Cantt.	1,02,952	99,922	2,02,874	34	22	56	1,02,986	99,944	2,02,930
	TOTAL	12,31,875	11,10,983	23,42,858	167	25	192	12,32,042	11,11,008	23,43,050
	57 Musheerabad	1,27,180	1,14,836	2,42,016	14	9	23	1,27,194	1,14,845	2,42,039
	59 Amberpet	1,05,113	96,862	2,01,975	24	15	39	1,05,137	96,877	2,02,014
	60 Khairatabad	1,19,289	1,09,828	2,29,117	0	0	0	1,19,289	1,09,828	2,29,117
	61 Jubilee Hills	1,37,521	1,21,893	2,59,414	2	0	2	1,37,523	1,21,893	2,59,416
62 Sanath Nagar	99,776	92,994	1,92,770	23	9	32	99,799	93,003	1,92,802	
63 Nampalli	1,25,743	1,16,697	2,42,440	34	12	46	1,25,777	1,16,709	2,42,486	
70 Secunderabad	1,05,452	1,01,432	2,06,884	39	21	60	1,05,491	1,01,453	2,06,944	
TOTAL	8,20,074	7,54,542	15,74,616	136	66	202	8,20,210	7,54,608	15,74,818	
9-Hyderabad	58 Malakpet	98,814	94,755	1,93,569	7	7	14	98,821	94,762	1,93,583
	64 Karwan	1,21,062	1,13,183	2,34,245	244	154	398	1,21,306	1,13,337	2,34,643
	65 Goshamahal	1,07,856	99,130	2,06,986	29	11	40	1,07,885	99,141	2,07,026
	66 Charminar	87,573	79,365	1,66,938	0	0	0	87,573	79,365	1,66,938
	67 Chandrayangutta	87,786	88,312	1,76,098	36	24	60	87,822	88,336	1,76,158
	68 Yakutpura	1,14,659	1,10,864	2,25,523	6	4	10	1,14,665	1,10,868	2,25,533
	69 Bahadurpura	95,113	94,248	1,89,361	0	0	0	95,113	94,248	1,89,361
	TOTAL	7,12,863	6,79,857	13,92,720	322	200	522	7,13,185	6,80,057	13,93,242
	50 Maheshwaram	1,47,711	1,39,389	2,87,100	6	2	8	1,47,717	1,39,391	2,87,108
	51 Rajendranagar	1,36,112	1,27,620	2,63,732	79	39	118	1,36,191	1,27,659	2,63,850
10-Chevella	52 Serilingampally	2,02,971	1,77,874	3,80,845	7	4	11	2,02,978	1,77,878	3,80,856
	53 Chevella	98,147	93,773	1,91,920	73	16	89	98,220	93,789	1,92,009
	54 Pargi	98,507	1,00,657	1,99,164	47	18	65	98,554	1,00,675	1,99,229
	55 Vicarabad	91,021	90,905	1,81,926	45	14	59	91,066	90,919	1,81,985
	56 Tandur	85,835	90,764	1,76,599	22	6	28	85,857	90,770	1,76,627
	TOTAL	8,60,304	8,20,982	16,81,286	279	99	378	8,60,583	8,21,081	16,81,664

STATEMENT SHOWING THE ASSEMBLY SEGMENT-WISE ELECTORATE IN THE PARLIAMENTARY CONSTITUENCY IN GENERAL ELECTIONS TO HOP, 2009

PARLIAMENTARY CONSTITUENCY NO. & NAME	ASSEMBLY SEGMENT NO. & NAME	GENERAL ELECTORS			SERVICE ELECTORS			TOTAL ELECTORS		
		MALE	FEMALE	TOTAL	MALE	FEMALE	TOTAL	MALE	FEMALE	TOTAL
11-Mahabubnagar	72 Kodangal	90,134	96,290	1,86,424	39	0	39	90,173	96,290	1,86,463
	73 Narayanpet	89,800	95,710	1,85,510	19	0	19	89,819	95,710	1,85,529
	74 Mahabubnagar	1,04,240	1,04,461	2,08,701	44	2	46	1,04,284	1,04,463	2,08,747
	75 Jadcherla	97,724	98,814	1,96,538	85	2	87	97,809	98,816	1,96,625
	76 Devarakadra	1,01,014	1,05,213	2,06,227	77	5	82	1,01,091	1,05,218	2,06,309
	77 Makthal	98,717	1,06,829	2,05,546	86	1	87	98,803	1,06,830	2,05,633
	84 Shadnagar	90,586	88,905	1,79,491	50	21	71	90,636	88,926	1,79,562
	TOTAL	6,72,215	6,96,222	13,68,437	400	31	431	6,72,615	6,96,253	13,68,868
12-Nagarkurnool (SC)	78 Wanaparthy	1,17,222	1,18,862	2,36,084	84	9	93	1,17,306	1,18,871	2,36,177
	79 Gadwal	91,179	94,053	1,85,232	8	0	8	91,187	94,053	1,85,240
	80 Alampur	93,192	95,486	1,88,678	44	7	51	93,236	95,493	1,88,729
	81 Nagarkurnool	1,06,174	1,08,142	2,14,316	87	0	87	1,06,261	1,08,142	2,14,403
	82 Achampet	1,03,563	1,07,253	2,10,816	113	21	134	1,03,676	1,07,274	2,10,950
	83 Kalwakurthy	1,05,384	1,05,503	2,10,887	46	5	51	1,05,430	1,05,508	2,10,938
	85 Kollapur	1,06,460	1,07,522	2,13,982	50	15	65	1,06,510	1,07,537	2,14,047
	TOTAL	7,23,174	7,36,821	14,59,995	432	57	489	7,23,606	7,36,878	14,60,484
13-Nalgonda	86 Devarakonda	1,00,820	1,01,899	2,02,719	10	4	14	1,00,830	1,01,903	2,02,733
	87 Nagarjuna Sagar	99,194	1,01,952	2,01,146	68	15	83	99,262	1,01,967	2,01,229
	88 Miryalguda	1,01,635	1,03,378	2,05,013	38	7	45	1,01,673	1,03,385	2,05,058
	89 Huzurnagar	1,06,081	1,08,720	2,14,801	30	5	35	1,06,111	1,08,725	2,14,836
	90 Kodad	1,05,365	1,07,828	2,13,193	32	11	43	1,05,397	1,07,839	2,13,236
	91 Suryapet	1,07,938	1,09,565	2,17,503	56	13	69	1,07,994	1,09,578	2,17,572
	92 Nalgonda	98,967	1,01,311	2,00,278	55	19	74	99,022	1,01,330	2,00,352
	TOTAL	7,20,000	7,34,653	14,54,653	289	74	363	7,20,289	7,34,727	14,55,016
14-Bhongir	48 Ibrahimpatnam	1,00,565	96,305	1,96,870	9	1	10	1,00,574	96,306	1,96,880
	93 Munugode	1,08,046	1,04,823	2,12,869	32	10	42	1,08,078	1,04,833	2,12,911
	94 Bhongir	94,081	92,077	1,86,158	29	8	37	94,110	92,085	1,86,195
	95 Nakrekal	1,10,469	1,10,946	2,21,415	26	5	31	1,10,495	1,10,951	2,21,446
	96 Thungathurthy	1,12,476	1,13,617	2,26,093	64	25	89	1,12,540	1,13,642	2,26,182
	97 Alair	1,13,243	1,12,065	2,25,308	36	8	44	1,13,279	1,12,073	2,25,352
	98 Jangoan	1,04,439	1,04,943	2,09,382	34	9	43	1,04,473	1,04,952	2,09,425
	TOTAL	7,43,319	7,34,776	14,78,095	230	66	296	7,43,549	7,34,842	14,78,391
15-Warangal (SC)	99 Ghanpur (Station)	1,12,643	1,13,216	2,25,859	20	6	26	1,12,663	1,13,222	2,25,885
	100 Palakurthi	1,00,102	99,394	1,99,496	29	11	40	1,00,131	99,405	1,99,536
	104 Parkal	95,839	97,515	1,93,354	25	2	27	95,864	97,517	1,93,381
	105 Warangal West	1,10,251	1,05,863	2,16,114	30	11	41	1,10,281	1,05,874	2,16,155
	106 Warangal East	1,07,501	1,06,618	2,14,119	33	12	45	1,07,534	1,06,630	2,14,164
	107 Wardhanapet	1,07,576	1,07,321	2,14,897	17	0	17	1,07,593	1,07,321	2,14,914
	108 Bhupalpalle	1,11,358	1,11,194	2,22,552	27	3	30	1,11,385	1,11,197	2,22,582
	TOTAL	7,45,270	7,41,121	14,86,391	181	45	226	7,45,451	7,41,166	14,86,617

STATEMENT SHOWING THE ASSEMBLY SEGMENT-WISE ELECTORATE IN THE PARLIAMENTARY CONSTITUENCY IN GENERAL ELECTIONS TO HOP, 2009

PARLIAMENTARY CONSTITUENCY NO. & NAME	ASSEMBLY SEGMENT NO. & NAME	GENERAL ELECTORS			SERVICE ELECTORS			TOTAL ELECTORS			
		MALE	FEMALE	TOTAL	MALE	FEMALE	TOTAL	MALE	FEMALE	TOTAL	
16-Mahaboobabad (ST)	101 Dornakal	90,391	94,811	1,85,202	7	1	8	90,398	94,812	1,85,210	
	102 Mahabubabad	97,469	99,509	1,96,978	16	2	18	97,485	99,511	1,96,996	
	103 Narsampet	94,291	97,183	1,91,474	34	10	44	94,325	97,193	1,91,518	
	109 Mulug	86,842	90,282	1,77,124	12	4	16	86,854	90,286	1,77,140	
	110 Pinapaka	77,616	77,163	1,54,779	34	4	38	77,650	77,167	1,54,817	
	111 Yellandu	84,664	87,316	1,71,980	39	2	41	84,703	87,318	1,72,021	
	119 Bhadrachelam	91,328	96,339	1,87,667	20	7	27	91,348	96,346	1,87,694	
	TOTAL	6,22,601	6,42,603	12,65,204	162	30	192	6,22,763	6,42,633	12,65,396	
	112 Khammam	1,00,871	1,03,740	2,04,611	29	9	38	1,00,900	1,03,749	2,04,649	
	113 Palair	85,212	88,545	1,73,757	20	3	23	85,232	88,548	1,73,780	
	114 Madira	90,193	93,282	1,83,475	26	9	35	90,219	93,291	1,83,510	
115 Wyra	74,173	75,165	1,49,338	15	6	21	74,188	75,171	1,49,359		
116 Sathupalli	98,826	99,734	1,98,560	10	1	11	98,836	99,735	1,98,571		
117 Kothagudem	98,148	98,471	1,96,619	48	8	56	98,196	98,479	1,96,675		
118 Aswaraopeta	75,322	77,945	1,53,267	4	0	4	75,326	77,945	1,53,271		
TOTAL	6,22,745	6,36,882	12,59,627	152	36	188	6,22,897	6,36,918	12,59,815		
17-Khammam	129 Palakonda	74,747	80,381	1,55,128	115	21	136	74,862	80,402	1,55,264	
	130 Kurupam	78,013	84,541	1,62,554	86	26	112	78,099	84,567	1,62,666	
	131 Parvathipuram	79,696	84,169	1,63,865	161	42	203	79,857	84,211	1,64,068	
	132 Salur	81,552	87,425	1,68,977	83	19	102	81,635	87,444	1,69,079	
	147 Araku valley	94,648	1,02,186	1,96,834	17	10	27	94,665	1,02,196	1,96,861	
	148 Paderu	93,618	1,01,797	1,95,415	10	6	16	93,628	1,01,803	1,95,431	
	172 Rampachodavaram	66,810	72,333	1,39,143	2	0	2	66,812	72,333	1,39,145	
	TOTAL	5,69,084	6,12,832	11,81,916	474	124	598	5,69,558	6,12,956	11,82,514	
	120 Ichchapuram	84,912	1,00,583	1,85,495	698	59	757	85,610	1,00,642	1,86,252	
	121 Palasa	75,778	84,098	1,59,876	679	50	729	76,457	84,148	1,60,605	
122 Tekkali	86,903	91,460	1,78,363	1,021	55	1,076	87,924	91,515	1,79,439		
123 Pathapatnam	83,702	87,798	1,71,500	857	110	967	84,559	87,908	1,72,467		
124 Srikakulam	95,695	99,464	1,95,159	253	18	271	95,948	99,482	1,95,430		
125 Amadalavalasa	78,159	81,353	1,59,512	329	71	400	78,488	81,424	1,59,912		
127 Narasannapeta	83,680	87,805	1,71,485	498	37	535	84,178	87,842	1,72,020		
TOTAL	5,88,829	6,32,561	12,21,390	4,335	400	4,735	5,93,164	6,32,961	12,26,125		
18-Araku (ST)	126 Etcherla	93,318	94,475	1,87,793	152	23	175	93,470	94,498	1,87,968	
	128 Rajam	91,031	93,698	1,84,729	130	17	147	91,161	93,715	1,84,876	
	133 Bobbili	97,667	1,04,022	2,01,689	278	76	354	97,945	1,04,098	2,02,043	
	134 Cheepurupalle	87,211	90,849	1,78,060	67	15	82	87,278	90,864	1,78,142	
	135 Gajapathinagaram	87,092	92,490	1,79,582	124	31	155	87,216	92,521	1,79,737	
	136 Nellimarla	86,674	89,536	1,76,210	224	50	274	86,898	89,586	1,76,484	
	137 Vizianagaram	1,04,513	1,09,234	2,13,747	179	62	241	1,04,692	1,09,296	2,13,988	
	TOTAL	6,47,506	6,74,304	13,21,810	1,154	274	1,428	6,48,660	6,74,578	13,23,238	
	19-Srikakulam	126 Etcherla	93,318	94,475	1,87,793	152	23	175	93,470	94,498	1,87,968
		128 Rajam	91,031	93,698	1,84,729	130	17	147	91,161	93,715	1,84,876
133 Bobbili		97,667	1,04,022	2,01,689	278	76	354	97,945	1,04,098	2,02,043	
134 Cheepurupalle		87,211	90,849	1,78,060	67	15	82	87,278	90,864	1,78,142	
135 Gajapathinagaram		87,092	92,490	1,79,582	124	31	155	87,216	92,521	1,79,737	
136 Nellimarla		86,674	89,536	1,76,210	224	50	274	86,898	89,586	1,76,484	
137 Vizianagaram		1,04,513	1,09,234	2,13,747	179	62	241	1,04,692	1,09,296	2,13,988	
TOTAL		6,47,506	6,74,304	13,21,810	1,154	274	1,428	6,48,660	6,74,578	13,23,238	
20-Vizianagaram		126 Etcherla	93,318	94,475	1,87,793	152	23	175	93,470	94,498	1,87,968
		128 Rajam	91,031	93,698	1,84,729	130	17	147	91,161	93,715	1,84,876
	133 Bobbili	97,667	1,04,022	2,01,689	278	76	354	97,945	1,04,098	2,02,043	
	134 Cheepurupalle	87,211	90,849	1,78,060	67	15	82	87,278	90,864	1,78,142	
	135 Gajapathinagaram	87,092	92,490	1,79,582	124	31	155	87,216	92,521	1,79,737	
	136 Nellimarla	86,674	89,536	1,76,210	224	50	274	86,898	89,586	1,76,484	
	137 Vizianagaram	1,04,513	1,09,234	2,13,747	179	62	241	1,04,692	1,09,296	2,13,988	
	TOTAL	6,47,506	6,74,304	13,21,810	1,154	274	1,428	6,48,660	6,74,578	13,23,238	

STATEMENT SHOWING THE ASSEMBLY SEGMENT-WISE ELECTORATE IN THE PARLIAMENTARY CONSTITUENCY IN GENERAL ELECTIONS TO HOP, 2009

PARLIAMENTARY CONSTITUENCY NO. & NAME	ASSEMBLY SEGMENT NO. & NAME	GENERAL ELECTORS			SERVICE ELECTORS			TOTAL ELECTORS			
		MALE	FEMALE	TOTAL	MALE	FEMALE	TOTAL	MALE	FEMALE	TOTAL	
21-Visakhapatnam	138	92,183	97,652	1,89,835	253	9	262	92,436	97,661	1,90,097	
	139	1,09,586	1,13,111	2,22,697	377	76	453	1,09,963	1,13,187	2,23,150	
	140	1,01,732	1,00,508	2,02,240	150	57	207	1,01,882	1,00,565	2,02,447	
	141	85,756	88,719	1,74,475	67	35	102	85,823	88,754	1,74,577	
	142	1,04,859	1,04,910	2,09,769	593	0	593	1,05,452	1,04,910	2,10,362	
	143	85,956	79,776	1,65,732	159	57	216	86,115	79,833	1,65,948	
	144	1,12,440	1,08,236	2,20,676	194	31	225	1,12,634	1,08,267	2,20,901	
		TOTAL	6,92,512	6,92,912	13,85,424	1,793	265	2,058	6,94,305	6,93,177	13,87,482
	145	90,603	99,103	1,89,706	58	12	70	90,661	99,115	1,89,776	
	146	82,356	88,103	1,70,459	20	8	28	82,376	88,111	1,70,487	
	149	87,889	94,471	1,82,360	354	106	460	88,243	94,577	1,82,820	
	150	1,03,429	1,03,946	2,07,375	175	29	204	1,03,604	1,03,975	2,07,579	
	151	84,436	89,882	1,74,318	85	5	90	84,521	89,887	1,74,408	
	152	1,01,937	1,08,625	2,10,562	182	74	256	1,02,119	1,08,699	2,10,818	
153	93,768	1,01,959	1,95,727	66	14	80	93,834	1,01,973	1,95,807		
	TOTAL	6,44,418	6,86,089	13,30,507	940	248	1,188	6,45,358	6,86,337	13,31,695	
22-Anakapalle	154	89,439	90,439	1,79,878	58	16	74	89,497	90,455	1,79,952	
	155	86,644	90,308	1,76,952	26	14	40	86,670	90,322	1,76,992	
	156	95,484	95,405	1,90,889	18	12	30	95,502	95,417	1,90,919	
	157	93,320	92,279	1,85,599	26	13	39	93,346	92,292	1,85,638	
	158	88,337	91,909	1,80,246	26	9	35	88,363	91,918	1,80,281	
	160	81,231	83,659	1,64,890	49	26	75	81,280	83,685	1,64,965	
	161	90,972	95,356	1,86,328	13	6	19	90,985	95,362	1,86,347	
		TOTAL	6,25,427	6,39,355	12,64,782	216	96	312	6,25,643	6,39,451	12,65,094
	162	87,909	87,418	1,75,327	13	8	21	87,922	87,426	1,75,348	
	163	95,936	96,185	1,92,121	53	34	87	95,989	96,219	1,92,208	
23-Kakinada	163	86,136	87,036	1,73,172	23	13	36	86,159	87,049	1,73,208	
	164	81,050	84,438	1,65,488	29	17	46	81,079	84,455	1,65,534	
	165	85,270	85,882	1,71,152	25	12	37	85,295	85,894	1,71,189	
	166	1,02,753	1,06,043	2,08,796	36	25	61	1,02,789	1,06,068	2,08,857	
	167	92,631	96,283	1,88,914	20	9	29	92,651	96,292	1,88,943	
		TOTAL	6,31,685	6,43,285	12,74,970	199	118	317	6,31,884	6,43,403	12,75,287
	159	89,724	91,935	1,81,659	11	13	24	89,735	91,948	1,81,683	
24-Amalapuram (SC)	168	81,080	83,704	1,64,784	30	17	47	81,110	83,721	1,64,831	
	169	99,477	1,02,946	2,02,423	57	34	91	99,534	1,02,980	2,02,514	
	170	93,593	95,801	1,89,394	40	20	60	93,633	95,821	1,89,454	
	173	77,020	81,844	1,58,864	59	35	94	77,079	81,879	1,58,958	
	174	84,124	88,829	1,72,953	99	34	133	84,223	88,863	1,73,086	
	185	94,776	95,640	1,90,416	19	13	32	94,795	95,653	1,90,448	
		TOTAL	6,19,794	6,40,699	12,60,493	315	166	481	6,20,109	6,40,865	12,60,974
25-Rajahmundry	175	88,124	88,829	1,72,953	99	34	133	84,223	88,863	1,73,086	
	185	94,776	95,640	1,90,416	19	13	32	94,795	95,653	1,90,448	
		TOTAL	6,19,794	6,40,699	12,60,493	315	166	481	6,20,109	6,40,865	12,60,974

STATEMENT SHOWING THE ASSEMBLY SEGMENT-WISE ELECTORATE IN THE PARLIAMENTARY CONSTITUENCY IN GENERAL ELECTIONS TO HOP, 2009

PARLIAMENTARY CONSTITUENCY NO. & NAME	ASSEMBLY SEGMENT NO. & NAME	GENERAL ELECTORS			SERVICE ELECTORS			TOTAL ELECTORS			
		MALE	FEMALE	TOTAL	MALE	FEMALE	TOTAL	MALE	FEMALE	TOTAL	
26-Narsapuram	175 Achanta	67,224	75,107	1,42,331	37	20	57	67,261	75,127	1,42,388	
	176 Palacole	73,467	77,123	1,50,590	48	24	72	73,515	77,147	1,50,662	
	177 Narasapuram	65,365	67,506	1,32,871	53	32	85	65,418	67,538	1,32,956	
	178 Bhimavaram	94,153	1,00,277	1,94,430	35	23	58	94,188	1,00,300	1,94,488	
	179 Undi	90,230	93,490	1,83,720	29	10	39	90,259	93,500	1,83,759	
	180 Tanuku	93,244	1,03,814	1,97,058	51	32	83	93,295	1,03,846	1,97,141	
	181 Tadepalligudem	83,186	88,285	1,71,471	199	74	273	83,385	88,359	1,71,744	
	TOTAL	5,66,869	6,05,602	11,72,471	452	215	667	5,67,321	6,05,817	11,73,138	
	182 Unguturu	84,628	87,614	1,72,242	84	35	119	84,712	87,649	1,72,361	
	183 Denduluru	88,397	90,451	1,78,848	30	15	45	88,427	90,466	1,78,893	
	184 Eluru	81,706	89,505	1,71,211	102	28	130	81,808	89,533	1,71,341	
	186 Polavaram	80,987	85,303	1,66,290	7	3	10	80,994	85,306	1,66,300	
	187 Chintalapudi	1,05,078	1,06,896	2,11,974	19	8	27	1,05,097	1,06,904	2,12,001	
	189 Nuzvid	95,368	96,262	1,91,630	14	11	25	95,382	96,273	1,91,655	
	192 Kaikalur	89,856	93,114	1,82,970	33	21	54	89,889	93,135	1,83,024	
	TOTAL	6,26,020	6,49,145	12,75,165	289	121	410	6,26,309	6,49,266	12,75,575	
	27-Eluru	190 Gannavaram	99,061	1,02,483	2,01,544	26	8	34	99,087	1,02,491	2,01,578
		191 Gudivada	87,122	93,361	1,80,483	50	27	77	87,172	93,388	1,80,560
193 Pedana		71,894	75,179	1,47,073	28	14	42	71,922	75,193	1,47,115	
194 Machilipatnam		79,721	84,324	1,64,045	45	24	69	79,766	84,348	1,64,114	
195 Avaniigadda		90,914	94,082	1,84,996	51	33	84	90,965	94,115	1,85,080	
196 Pamaru		81,897	86,306	1,68,203	60	24	84	81,957	86,330	1,68,287	
197 Penamaluru		99,773	1,04,502	2,04,275	27	17	44	99,800	1,04,519	2,04,319	
TOTAL		6,10,382	6,40,237	12,50,619	287	147	434	6,10,669	6,40,384	12,51,053	
188 Tiruvuru		88,839	91,113	1,79,952	5	1	6	88,844	91,114	1,79,958	
198 Vijaywada West		1,03,024	1,03,256	2,06,280	36	16	52	1,03,060	1,03,272	2,06,332	
199 Vijaywada central		1,10,555	1,13,191	2,23,746	52	24	76	1,10,607	1,13,215	2,23,822	
200 Vijaywada East	1,25,256	1,25,541	2,50,797	21	14	35	1,25,277	1,25,555	2,50,832		
201 Mylavaram	1,00,436	1,01,861	2,02,297	15	7	22	1,00,451	1,01,868	2,02,319		
202 Nandigama	83,550	87,386	1,70,936	21	8	29	83,571	87,394	1,70,965		
203 Jaggayyapeta	81,567	86,497	1,68,064	14	9	23	81,581	86,506	1,68,087		
TOTAL	6,93,227	7,08,845	14,02,072	164	79	243	6,93,391	7,08,924	14,02,315		
29-Vijayawada	205 Tadikonda	81,110	84,016	1,65,126	130	27	157	81,240	84,043	1,65,283	
	206 Mangalagiri	98,744	1,01,954	2,00,698	114	49	163	98,858	1,02,003	2,00,861	
	207 Ponnur	94,243	1,00,695	1,94,938	385	142	527	94,628	1,00,837	1,95,465	
	210 Tenali	1,04,492	1,10,793	2,15,285	235	115	350	1,04,727	1,10,908	2,15,635	
	212 Prathipadu	1,01,121	1,05,946	2,07,067	242	87	329	1,01,363	1,06,033	2,07,396	
	213 Guntur West	98,121	98,512	1,96,633	150	75	225	98,271	98,587	1,96,858	
	214 Guntur East	91,391	92,118	1,83,509	113	57	170	91,504	92,175	1,83,679	
TOTAL	6,69,222	6,94,034	13,63,256	1,369	552	1,921	6,70,591	6,94,586	13,65,177		
30-Guntur	182 Unguturu	84,628	87,614	1,72,242	84	35	119	84,712	87,649	1,72,361	
	183 Denduluru	88,397	90,451	1,78,848	30	15	45	88,427	90,466	1,78,893	
	184 Eluru	81,706	89,505	1,71,211	102	28	130	81,808	89,533	1,71,341	
	186 Polavaram	80,987	85,303	1,66,290	7	3	10	80,994	85,306	1,66,300	
	187 Chintalapudi	1,05,078	1,06,896	2,11,974	19	8	27	1,05,097	1,06,904	2,12,001	
	189 Nuzvid	95,368	96,262	1,91,630	14	11	25	95,382	96,273	1,91,655	
	192 Kaikalur	89,856	93,114	1,82,970	33	21	54	89,889	93,135	1,83,024	
	TOTAL	6,26,020	6,49,145	12,75,165	289	121	410	6,26,309	6,49,266	12,75,575	
	190 Gannavaram	99,061	1,02,483	2,01,544	26	8	34	99,087	1,02,491	2,01,578	
	191 Gudivada	87,122	93,361	1,80,483	50	27	77	87,172	93,388	1,80,560	
	193 Pedana	71,894	75,179	1,47,073	28	14	42	71,922	75,193	1,47,115	
	194 Machilipatnam	79,721	84,324	1,64,045	45	24	69	79,766	84,348	1,64,114	
	195 Avaniigadda	90,914	94,082	1,84,996	51	33	84	90,965	94,115	1,85,080	
	196 Pamaru	81,897	86,306	1,68,203	60	24	84	81,957	86,330	1,68,287	
197 Penamaluru	99,773	1,04,502	2,04,275	27	17	44	99,800	1,04,519	2,04,319		
TOTAL	6,10,382	6,40,237	12,50,619	287	147	434	6,10,669	6,40,384	12,51,053		
29-Vijayawada	188 Tiruvuru	88,839	91,113	1,79,952	5	1	6	88,844	91,114	1,79,958	
	198 Vijaywada West	1,03,024	1,03,256	2,06,280	36	16	52	1,03,060	1,03,272	2,06,332	
	199 Vijaywada central	1,10,555	1,13,191	2,23,746	52	24	76	1,10,607	1,13,215	2,23,822	
	200 Vijaywada East	1,25,256	1,25,541	2,50,797	21	14	35	1,25,277	1,25,555	2,50,832	
	201 Mylavaram	1,00,436	1,01,861	2,02,297	15	7	22	1,00,451	1,01,868	2,02,319	
	202 Nandigama	83,550	87,386	1,70,936	21	8	29	83,571	87,394	1,70,965	
	203 Jaggayyapeta	81,567	86,497	1,68,064	14	9	23	81,581	86,506	1,68,087	
TOTAL	6,93,227	7,08,845	14,02,072	164	79	243	6,93,391	7,08,924	14,02,315		
30-Guntur	205 Tadikonda	81,110	84,016	1,65,126	130	27	157	81,240	84,043	1,65,283	
	206 Mangalagiri	98,744	1,01,954	2,00,698	114	49	163	98,858	1,02,003	2,00,861	
	207 Ponnur	94,243	1,00,695	1,94,938	385	142	527	94,628	1,00,837	1,95,465	
	210 Tenali	1,04,492	1,10,793	2,15,285	235	115	350	1,04,727	1,10,908	2,15,635	
	212 Prathipadu	1,01,121	1,05,946	2,07,067	242	87	329	1,01,363	1,06,033	2,07,396	
	213 Guntur West	98,121	98,512	1,96,633	150	75	225	98,271	98,587	1,96,858	
	214 Guntur East	91,391	92,118	1,83,509	113	57	170	91,504	92,175	1,83,679	
TOTAL	6,69,222	6,94,034	13,63,256	1,369	552	1,921	6,70,591	6,94,586	13,65,177		

STATEMENT SHOWING THE ASSEMBLY SEGMENT-WISE ELECTORATE IN THE PARLIAMENTARY CONSTITUENCY IN GENERAL ELECTIONS TO HOP, 2009

PARLIAMENTARY CONSTITUENCY NO. & NAME	ASSEMBLY SEGMENT NO. & NAME	GENERAL ELECTORS			SERVICE ELECTORS			TOTAL ELECTORS		
		MALE	FEMALE	TOTAL	MALE	FEMALE	TOTAL	MALE	FEMALE	TOTAL
31-Narsaraopet	204 Pedakurapadu	89,555	92,821	1,82,376	78	31	109	89,633	92,852	1,82,485
	215 Chilakaluripet	91,074	97,957	1,89,031	108	34	142	91,182	97,991	1,89,173
	216 Narasaraopet	84,294	87,480	1,71,774	91	33	124	84,385	87,513	1,71,898
	217 Sattenpalli	93,218	96,597	1,89,815	149	41	190	93,367	96,638	1,90,005
	218 Vinukonda	1,04,778	1,08,086	2,12,864	66	20	86	1,04,844	1,08,106	2,12,950
	219 Guruzala	1,04,035	1,07,948	2,11,983	58	18	76	1,04,093	1,07,966	2,12,059
	220 Macherla	98,774	1,03,045	2,01,819	29	13	42	98,803	1,03,058	2,01,861
	TOTAL	6,65,728	6,93,934	13,59,662	579	190	769	6,66,307	6,94,124	13,60,431
	208 Vemuru	86,102	90,900	1,77,002	447	184	631	86,549	91,084	1,77,633
	209 Repalle	97,389	1,00,785	1,98,174	1,179	506	1,685	98,568	1,01,291	1,99,859
32-Bapatla (SC)	211 Bapatla	78,361	82,713	1,61,074	637	270	907	78,998	82,983	1,61,981
	223 Parchur	1,03,676	1,10,278	2,13,954	176	64	240	1,03,852	1,10,342	2,14,194
	224 Addanki	1,00,084	1,04,560	2,04,644	64	24	88	1,00,148	1,04,584	2,04,732
	225 Chirala	79,352	84,167	1,63,519	206	70	276	79,558	84,237	1,63,795
	226 Santhanuthalapadu	97,350	1,01,975	1,99,325	54	34	88	97,404	1,02,009	1,99,413
	TOTAL	6,42,314	6,75,378	13,17,692	2,763	1,152	3,915	6,45,077	6,76,530	13,21,607
	221 Yerragondapalem	89,853	90,817	1,80,670	59	25	84	89,912	90,842	1,80,754
	222 Darsi	89,090	89,774	1,78,864	84	32	116	89,174	89,806	1,78,980
	227 Ongole	1,14,224	1,19,943	2,34,167	60	38	98	1,14,284	1,19,981	2,34,265
	229 Kondapi	96,947	1,04,896	2,01,843	34	21	55	96,981	1,04,917	2,01,898
33-Ongole	230 Markapuram	91,562	93,922	1,85,484	203	56	259	91,765	93,978	1,85,743
	231 Giddalur	94,835	98,666	1,93,501	3,733	1,812	5,545	98,568	1,00,478	1,99,046
	232 Kanigiri	97,261	97,515	1,94,776	88	8	96	97,349	97,523	1,94,872
	TOTAL	6,73,772	6,95,533	13,69,305	4,261	1,992	6,253	6,78,033	6,97,525	13,75,558
	253 Allagadda	97,622	1,02,796	2,00,418	231	42	273	97,853	1,02,838	2,00,691
	254 Srisailem	72,908	75,158	1,48,066	127	33	160	73,035	75,191	1,48,226
	255 Nandikotkur	90,057	93,550	1,83,607	139	4	143	90,196	93,554	1,83,750
	257 Panyam	1,12,615	1,15,142	2,27,757	84	26	110	1,12,699	1,15,168	2,27,867
	258 Nandyal	1,01,739	1,06,522	2,08,261	120	8	128	1,01,859	1,06,530	2,08,389
	34-Nandyal	259 Banaganapalle	94,401	97,323	1,91,724	160	18	178	94,561	97,341
260 Dhone		98,616	99,158	1,97,774	98	14	112	98,714	99,172	1,97,886
TOTAL		6,67,958	6,89,649	13,57,607	959	145	1,104	6,68,917	6,89,794	13,58,711
256 Kurnool		1,04,965	1,06,345	2,11,310	150	51	201	1,05,115	1,06,396	2,11,511
261 Pattikonda		87,464	89,224	1,76,688	7	0	7	87,471	89,224	1,76,695
262 Kodumur		84,413	87,105	1,71,518	90	25	115	84,503	87,130	1,71,633
263 Yemmiganur		92,760	96,498	1,89,258	16	4	20	92,776	96,502	1,89,278
264 Mantralayam		77,219	82,812	1,60,031	5	3	8	77,224	82,815	1,60,039
265 Adoni		99,514	1,01,973	2,01,487	65	19	84	99,579	1,01,992	2,01,571
35-Kurnool		266 Alur	97,459	99,038	1,96,497	58	30	88	97,517	99,068
	TOTAL	6,43,794	6,62,995	13,06,789	391	132	523	6,44,165	6,63,127	13,07,312

STATEMENT SHOWING THE ASSEMBLY SEGMENT-WISE ELECTORATE IN THE PARLIAMENTARY CONSTITUENCY IN GENERAL ELECTIONS TO HOP, 2009

PARLIAMENTARY CONSTITUENCY NO. & NAME	ASSEMBLY SEGMENT NO. & NAME	GENERAL ELECTORS			SERVICE ELECTORS			TOTAL ELECTORS			
		MALE	FEMALE	TOTAL	MALE	FEMALE	TOTAL	MALE	FEMALE	TOTAL	
36-Ananthapur	267	Rayadurg	98,295	99,845	1,98,140	23	4	27	98,318	99,849	1,98,167
	268	Uravakonda	93,399	93,844	1,87,243	62	18	80	93,461	93,862	1,87,323
	269	Guntakal	1,09,226	1,08,460	2,17,686	83	38	121	1,09,309	1,08,498	2,17,807
	270	Tadpatri	1,00,902	1,01,836	2,02,738	73	18	91	1,00,975	1,01,854	2,02,829
	271	Singanamala	99,183	98,422	1,97,605	100	11	111	99,283	98,433	1,97,716
	272	Anantapur urban	1,16,818	1,12,955	2,29,773	92	11	103	1,16,910	1,12,966	2,29,876
	273	Kalyandurg	88,394	89,325	1,77,719	21	2	23	88,415	89,327	1,77,742
		TOTAL	7,06,217	7,04,687	14,10,904	454	102	556	7,06,671	7,04,789	14,11,460
	274	Raptadu	93,332	91,121	1,84,453	60	5	65	93,392	91,126	1,84,518
	275	Madakasira	88,511	86,494	1,75,005	37	12	49	88,548	86,506	1,75,054
37-Hindupur	276	Hindupur	1,05,669	1,00,635	2,06,304	24	9	33	1,05,693	1,00,644	2,06,337
	277	Penukonda	1,02,095	1,00,323	2,02,418	38	12	50	1,02,133	1,00,335	2,02,468
	278	Puttaparthi	89,169	89,281	1,78,450	138	24	162	89,307	89,305	1,78,612
	279	Dharmavaram	1,00,250	97,476	1,97,726	94	13	107	1,00,344	97,489	1,97,833
	280	Kadiri	1,15,508	1,17,199	2,32,707	57	24	81	1,15,565	1,17,223	2,32,788
		TOTAL	6,94,534	6,82,529	13,77,063	448	99	547	6,94,982	6,82,628	13,77,610
	243	Badvel	90,250	94,556	1,84,806	125	0	125	90,375	94,556	1,84,931
	245	Kadapa	1,11,675	1,16,163	2,27,838	38	4	42	1,11,713	1,16,167	2,27,880
	248	Pulivendla	91,226	95,088	1,86,314	132	0	132	91,358	95,088	1,86,446
	249	Kamalapuram	77,849	82,081	1,59,930	42	3	45	77,891	82,084	1,59,975
38-Kadapa	250	Jammalamadugu	99,697	1,06,732	2,06,429	105	35	140	99,802	1,06,767	2,06,569
	251	Proddatur	98,362	1,05,772	2,04,134	76	11	87	98,438	1,05,783	2,04,221
	252	Mydukur	85,693	91,905	1,77,598	70	26	96	85,763	91,931	1,77,694
		TOTAL	6,54,752	6,92,297	13,47,049	588	79	667	6,55,340	6,92,376	13,47,716
	228	Kandukur	91,198	93,864	1,85,062	36	22	58	91,234	93,886	1,85,120
	233	Kavali	1,06,332	1,11,960	2,18,292	59	41	100	1,06,391	1,12,001	2,18,392
	234	Aimakur	93,577	96,167	1,89,744	52	24	76	93,629	96,191	1,89,820
	235	Kovur	1,09,617	1,17,402	2,27,019	68	43	111	1,09,685	1,17,445	2,27,130
39-Nellore	236	Nellore City	99,660	1,00,058	1,99,718	49	21	70	99,709	1,00,079	1,99,788
	237	Nellore Rural	1,11,529	1,15,331	2,26,860	28	18	46	1,11,557	1,15,349	2,26,906
	242	Udayagiri	1,00,300	1,03,295	2,03,595	124	63	187	1,00,424	1,03,358	2,03,782
		TOTAL	7,12,213	7,38,077	14,50,290	416	232	648	7,12,629	7,38,309	14,50,938
	238	Sarvepalli	95,835	99,561	1,95,396	13	3	16	95,848	99,564	1,95,412
	239	Gudur	1,02,918	1,07,727	2,10,645	20	11	31	1,02,938	1,07,738	2,10,676
	240	Sullurpeta	1,04,037	1,08,045	2,12,082	50	28	78	1,04,087	1,08,073	2,12,160
	241	Venkatagiri	1,01,890	1,06,397	2,08,287	35	26	61	1,01,925	1,06,423	2,08,348
40-Thirupathi (SC)	286	Tirupati	1,24,889	1,22,085	2,46,974	119	67	186	1,25,008	1,22,152	2,47,160
	287	Srikalahasti	1,03,888	1,09,317	2,13,205	41	24	65	1,03,929	1,09,341	2,13,270
	288	Satyaveedu	86,374	91,450	1,77,824	32	14	46	86,406	91,464	1,77,870
		TOTAL	7,19,831	7,44,582	14,64,413	310	173	483	7,20,141	7,44,755	14,64,896

STATEMENT SHOWING THE ASSEMBLY SEGMENT-WISE ELECTORATE IN THE PARLIAMENTARY CONSTITUENCY IN GENERAL ELECTIONS TO HOP, 2009

PARLIAMENTARY CONSTITUENCY NO. & NAME	ASSEMBLY SEGMENT NO. & NAME	GENERAL ELECTORS			SERVICE ELECTORS			TOTAL ELECTORS			
		MALE	FEMALE	TOTAL	MALE	FEMALE	TOTAL	MALE	FEMALE	TOTAL	
41-Rajampet	244	Rajampet	88,258	97,150	1,85,408	60	7	67	88,318	97,157	1,85,475
	246	Kodur	74,643	83,420	1,58,063	51	25	76	74,694	83,445	1,58,139
	247	Rayachoti	89,396	97,134	1,86,530	47	2	49	89,443	97,136	1,86,579
	281	Thamballapalle	86,066	88,725	1,74,791	85	23	108	86,151	88,748	1,74,899
	282	Pileru	92,951	97,266	1,90,217	280	81	361	93,231	97,347	1,90,578
	283	Madanapalle	1,11,245	1,09,132	2,20,377	90	54	144	1,11,335	1,09,186	2,20,521
	284	Punganur	95,374	99,631	1,95,005	201	52	253	95,575	99,683	1,95,258
		TOTAL	6,37,933	6,72,458	13,10,391	814	244	1,058	6,38,747	6,72,702	13,11,449
42-Chittoor(SC)	285	Chandragiri	1,07,212	1,11,694	2,18,906	161	51	212	1,07,373	1,11,745	2,19,118
	289	Nagari	81,976	86,330	1,68,306	73	42	115	82,049	86,372	1,68,421
	290	Gangadhara nellore	80,266	82,521	1,62,787	303	116	419	80,569	82,637	1,63,206
	291	Chittoor	88,563	89,763	1,78,326	632	197	829	89,195	89,960	1,79,155
	292	Puthalapattu	88,424	90,989	1,79,413	595	222	817	89,019	91,211	1,80,230
	293	Palamaner	1,01,919	1,03,753	2,05,672	93	29	122	1,02,012	1,03,782	2,05,794
	294	Kuppam	87,363	88,554	1,75,917	64	16	80	87,427	88,570	1,75,997
		TOTAL	6,35,723	6,53,604	12,89,327	1,921	673	2,594	6,37,644	6,54,277	12,91,921
	GRAND TOTAL	2,86,54,679	2,91,98,366	5,78,53,045	30,164	9,050	39,214	2,86,84,843	2,92,07,416	5,78,92,259	

**STATEMENT SHOWING THE NUMBER OF POLLING
STATIONS SET UP DURING THE GENERAL ELECTIONS TO
THE HOP, 2009**

Parliamentary Constituency No. & Name		Total No. of Polling Stations Set Up in the Constituency
1	ADILABAD (ST)	1,464
2	PEDDAPALLE (SC)	1,636
3	KARIMNAGAR	1,819
4	NIZAMABAD	1,582
5	ZAHIRABAD	1,564
6	MEDAK	1,571
7	MALKAJGIRI	2,165
8	SECUNDERABAD	1,498
9	HYDERABAD	1,546
10	CHEVELLA	1,783
11	MAHBUBNAGAR	1,566
12	NAGARKURNOOL(SC)	1,666
13	NALGONDA	1,656
14	BHONGIR	1,735
15	WARANGAL (SC)	1,725
16	MAHABUBABAD (ST)	1,576
17	KHAMMAM	1,408
18	ARAKU (ST)	1,606
19	SRIKAKULAM	1,790
20	VIZIANAGARAM	1,640
21	VISAKHAPATNAM	1,769
22	ANAKAPALLE	1,555
23	KAKINADA	1,445
24	AMALAPURAM (SC)	1,449
25	RAJAHMUNDRY	1,401
26	NARSAPURAM	1,348
27	ELURU	1,513
28	MACHILIPATNAM	1,500
29	VIJAYAWADA	1,490
30	GUNTUR	1,486
31	NARASARAOPET	1,519
32	BAPATLA (SC)	1,513
33	ONGOLE	1,582
34	NANDYAL	1,526
35	KURNOOL	1,408
36	ANANTAPUR	1,575
37	HINDUPUR	1,554
38	KADAPA	1,502
39	NELLORE	1,649
40	TIRUPATI (SC)	1,794
41	RAJAMPET	1,585
42	CHITTOOR (SC)	1,602
TOTAL		66,761

**NAMES AND ABBREVIATIONS OF POLITICAL PARTIES PARTICIPATED IN
GENERAL ELECTIONS TO HOP, 2009**

Sl. No.	Party Abbreviation	Party Name	Type of Party
1	AJBP	Ajeya Bharat Party	U
2	ABJS	Akhil Bharatiya Jan Sangh	U
3	AIFB	All India Forward Bloc	U
4	AIMIM	All India Majlis-E-Ittehadul Muslimeen	U
5	ANC	Ambedkar National Congress	U
6	APNPP	Andhra Pradesh Navodaya Praja Party	U
7	BCUF	B. C. United Front	U
8	BSP	Bahujan Samaj Party	N
9	BSP(AP)	Bahujan Samaj Party(Ambedkar-Phule)	U
10	BHSASP	Bharatheeya Sadharma Samsthapana Party	U
11	BJSH	Bharatiya Jan Shakti	U
12	BJP	Bharatiya Janata Party	N
13	BSSP	Bharatiya Sadbhawna Samaj Party	U
14	CPI	Communist Party of India	N
15	CPM	Communist Party of India (Marxist)	N
16	CPI(ML)(L)	Communist Party of India (Marxist-Leninist) (Liberation)	U
17	DABAP	Dalita Bahujana Party	U
18	GRIP	Great India Party	U
19	IND	Independent	Z
20	IJP	Indian Justice Party	U
21	INC	Indian National Congress	N
22	JMBP	Jai Maha Bharath Party	U
23	JD(S)	Janata Dal (Secular)	SO
24	JD(U)	Janata Dal (United)	SO
25	KKJHS	Kranti Kari Jai Hind Sena	U
26	LSP	Lok Satta Party	U
27	MBT	Majlis Bachao Tahreek	U
28	MANP	Mana Party	U
29	MCPI(S)	Marxist Communist Party of India (S.S. Srivastava)	U
30	MUL	Muslim League Kerala State Committee	SO
31	PBHP	Praja Bharath Party	U
32	PP	Praja Party	U
33	PRAP	Praja Rajyam Party	U
34	PRSHP	Praja Shanthi Party	U
35	PPOI	Pyramid Party of India	U
36	RDHP	Rajyadhikara Party	U
37	RJD	Rashtriya Janata Dal	N
38	RKSP	Rashtriya Krantikari Samajwadi Party	U
39	RPC(S)	Rashtriya Praja Congress (Secular)	U
40	RRS	Rayalaseema Rashtra Samithi	U
41	RPI	Republican Party of India	U
42	RPI(A)	Republican Party of India (A)	U
43	RPI(KH)	Republican Party of India (Khobragade)	U
44	RSP	Revolutionary Socialist Party	SO
45	SJP(R)	Samajwadi Janata Party (Rashtriya)	U
46	SP	Samajwadi Party	SO
47	SAP	Samata Party	U
48	SHS	Shivsena	SO
49	TRS	Telangana Rashtra Samithi	S
50	TDP	Telugu Desam	S
51	TPPP	Trilinga Praja Pragati Party	U
52	UWF	United Women Front	U

N National Parties
U Registered Un-recognised Parties
S State Parties
Z Independents
SO State Parties in Other States

TOTAL NOMINATIONS FILED, REJECTED, WITHDRAWN, NUMBER OF CONTESTED CANDIDATES AND FORFEITED DEPOSITS IN GENERAL ELECTIONS TO HOP, 2009

PC No.	PC Name	Nominations filed			Nominations Rejected			Nominations found valid			Withdrawal of Candidates			Contested Candidates			Forfeited Deposits		
		M	W	T	M	W	T	M	W	T	M	W	T	M	W	T	M	W	T
	1	2	3	4	5	6	7	8	9	10	11	12	13	14	15	16	17	18	19
1	ADILABAD (ST)	13	0	13	2	0	2	11	0	11	2	0	2	9	0	9	7	0	7
2	PEDDAPALLE (SC)	21	2	23	2	0	2	19	2	21	6	0	6	13	2	15	10	2	12
3	KARIMNAGAR	20	1	21	1	1	2	19	0	19	4	0	4	15	0	15	12	0	12
4	NIZAMABAD	12	2	14	1	0	1	11	2	13	0	1	1	11	1	12	8	1	9
5	ZAHIRABAD	18	1	19	3	0	3	15	1	16	5	1	6	10	0	10	8	0	8
6	MEDAK	14	1	15	2	0	2	12	1	13	4	0	4	8	1	9	7	0	7
7	MALKAJGIRI	20	0	20	0	0	0	20	0	20	1	0	1	19	0	19	16	0	16
8	SECUNDERABAD	24	2	26	2	0	2	22	2	24	1	0	1	21	2	23	19	2	21
9	HYDERABAD	28	1	29	6	0	6	22	1	23	0	0	0	22	1	23	20	1	21
10	CHEVELLA	21	1	22	3	0	3	18	1	19	4	0	4	14	1	15	12	1	13
11	MAHBUBNAGAR	34	5	39	3	0	3	31	5	36	4	0	4	27	5	32	25	5	30
12	NAGARKURNOOL(SC)	17	0	17	1	0	1	16	0	16	3	0	3	13	0	13	11	0	11
13	NALGONDA	19	2	21	3	0	3	16	2	18	3	1	4	13	1	14	11	1	12
14	BHONGIR	18	1	19	2	0	2	16	1	17	2	0	2	14	1	15	12	1	13
15	WARANGAL (SC)	17	2	19	1	1	2	16	1	17	2	0	2	14	1	15	12	1	13
16	MAHABUBABAD (ST)	16	0	16	1	0	1	15	0	15	3	0	3	12	0	12	10	0	10
17	KHAMMAM	13	2	15	0	0	0	13	2	15	2	0	2	11	2	13	10	1	11
18	ARAKU (ST)	14	1	15	1	0	1	13	1	14	3	0	3	10	1	11	8	1	9
19	SRIKAKULAM	6	3	9	1	1	2	5	2	7	1	0	1	4	2	6	3	0	3
20	VIZIANAGARAM	11	3	14	2	1	3	9	2	11	1	1	2	8	1	9	6	0	6
21	VISAKHAPATNAM	15	3	18	1	0	1	14	3	17	2	0	2	12	3	15	10	2	12
22	ANAKAPALLE	13	0	13	0	0	0	13	0	13	3	0	3	10	0	10	7	0	7

TOTAL NOMINATIONS FILED, REJECTED, WITHDRAWN, NUMBER OF CONTESTED CANDIDATES AND FORFEITED DEPOSITS IN GENERAL ELECTIONS TO HOP, 2009

PC No.	PC Name	Nominations filed			Nominations Rejected			Nominations found valid			Withdrawal of Candidates			Contested Candidates			Forfeited Deposits		
		M	W	T	M	W	T	M	W	T	M	W	T	M	W	T	M	W	T
1		2	3	4	5	6	7	8	9	10	11	12	13	14	15	16	17	18	19
23	KAKINADA	22	4	26	3	2	5	19	2	21	5	0	5	14	2	16	11	2	13
24	AMALAPURAM (SC)	14	3	17	1	1	2	13	2	15	4	0	4	9	2	11	8	0	8
25	RAJAHMUNDRY	14	1	15	2	0	2	12	1	13	0	0	0	12	1	13	9	1	10
26	NARSAPURAM	10	3	13	2	0	2	8	3	11	0	1	1	8	2	10	6	1	7
27	ELURU	14	2	16	1	1	2	13	1	14	1	1	2	12	0	12	9	0	9
28	MACHILIPATNAM	15	4	19	3	1	4	12	3	15	4	1	5	8	2	10	5	2	7
29	VIJAYAWADA	32	2	34	7	0	7	25	2	27	5	2	7	20	0	20	18	0	18
30	GUNTUR	15	3	18	2	0	2	13	3	16	4	2	6	9	1	10	6	1	7
31	NARASARAOPET	20	1	21	1	1	2	19	0	19	5	0	5	14	0	14	12	0	12
32	BAPATLA (SC)	14	1	15	3	0	3	11	1	12	2	0	2	9	1	10	8	0	8
33	ONGOLE	15	3	18	2	1	3	13	2	15	4	0	4	9	2	11	7	2	9
34	NANDYAL	27	0	27	5	0	5	22	0	22	1	0	1	21	0	21	18	0	18
35	KURNOOL	15	1	16	3	1	4	12	0	12	1	0	1	11	0	11	9	0	9
36	ANANTAPUR	13	1	14	0	0	0	13	1	14	2	0	2	11	1	12	9	1	10
37	HINDUPUR	14	1	15	2	0	2	12	1	13	2	1	3	10	0	10	8	0	8
38	KADAPA	21	1	22	0	1	1	21	0	21	1	0	1	20	0	20	18	0	18
39	NELLORE	19	1	20	6	0	6	13	1	14	2	1	3	11	0	11	9	0	9
40	TIRUPATI (SC)	14	2	16	1	1	2	13	1	14	3	1	4	10	0	10	8	0	8
41	RAJAMPET	18	0	18	2	0	2	16	0	16	1	0	1	15	0	15	12	0	12
42	CHITTOOR (SC)	9	0	9	1	0	1	8	0	8	1	0	1	7	0	7	5	0	5
	TOTAL	719	67	786	85	14	99	634	53	687	104	14	118	530	39	569	439	29	468

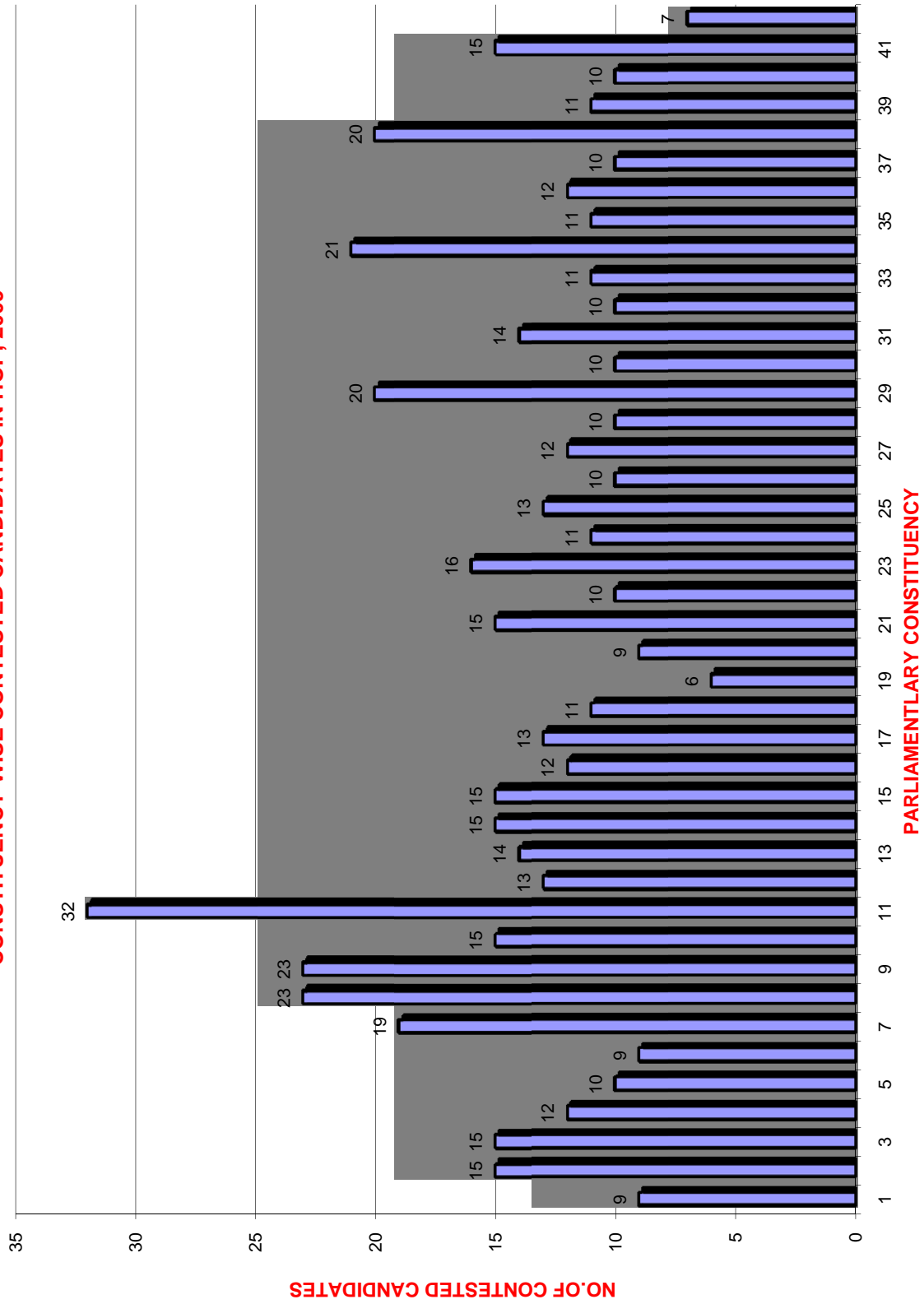
**STATEMENT SHOWING THE NUMBER OF CANDIDATES CONTESTED IN GENERAL ELECTIONS TO HOP, 2009
CONSTITUENCY/PARTY-WISE**

PC No.	PC Name	National Parties						State Parties			Registered Un-Recognised Parties				Independents	Total
		BSP	BJP	CPI	CPM	INC	RJD	TRS	TDP	PRAP	LSP	Others				
1	ADILABAD (ST)	2	3	4	5	6	7	8	9	10	11	12	13	14		
		1	1	0	0	1	0	0	1	1	0	0	4	9		
2	PEDDAPALLE (SC)	1	1	0	0	1	0	1	0	1	0	1	9	15		
3	KARIMNAGAR	1	1	0	0	1	0	1	0	1	0	3	7	15		
4	NIZAMABAD	1	1	0	0	1	0	1	0	1	1	2	4	12		
5	ZAHIRABAD	1	1	0	0	1	0	1	0	1	1	1	3	10		
6	MEDAK	1	1	0	0	1	0	1	0	1	1	2	1	9		
7	MALKAJGIRI	1	1	0	0	1	0	0	1	1	1	5	8	19		
8	SECUNDERABAD	1	1	0	0	1	0	1	1	1	1	7	9	23		
9	HYDERABAD	1	1	0	0	1	0	0	1	1	0	5	13	23		
10	CHEVELLA	1	1	0	0	1	0	0	1	0	1	4	6	15		
11	MAHBUBNAGAR	1	1	0	0	1	0	1	0	0	1	5	22	32		
12	NAGARKURNOOL(SC)	1	1	0	0	1	0	1	0	1	1	1	6	13		
13	NALGONDA	1	1	1	0	1	0	0	0	1	0	1	8	14		
14	BHONGIR	1	1	0	1	1	0	0	0	1	1	1	8	15		
15	WARANGAL (SC)	1	1	0	0	1	0	1	1	1	1	1	7	15		
16	MAHABUBABAD (ST)	1	1	1	0	1	0	0	0	1	1	1	5	12		
17	KHAMMAM	1	1	0	0	1	0	0	1	1	1	2	5	13		
18	ARAKU (ST)	1	1	0	1	1	1	0	0	1	1	0	4	11		
19	SRIKAKULAM	1	1	0	0	1	0	0	1	1	0	1	0	6		
20	VIZIANAGARAM	1	1	0	0	1	0	0	1	1	1	2	1	9		
21	VISAKHAPATNAM	1	1	0	0	1	0	0	1	1	1	4	5	15		
22	ANAKAPALLE	1	1	0	0	1	1	0	1	1	0	2	2	10		

**STATEMENT SHOWING THE NUMBER OF CANDIDATES CONTESTED IN GENERAL ELECTIONS TO HOP, 2009
CONSTITUENCY/PARTY-WISE**

PC No.	PC Name	National Parties							State Parties			Registered Un-Recognised Parties			Independents	Total
		BSP	BJP	CPI	CPM	INC	RJD	TRS	TDP	PRAP	LSP	Others	PRAP	LSP		
1		2	3	4	5	6	7	8	9	10	11	12	13	14		
23	KAKINADA	1	1	0	0	1	0	0	1	1	1	6	4	16		
24	AMALAPURAM (SC)	1	1	0	0	1	0	0	1	1	0	5	1	11		
25	RAJAHMUNDRY	1	1	0	0	1	0	0	1	1	1	3	4	13		
26	NARSAPURAM	1	1	0	0	1	0	0	1	1	1	3	1	10		
27	ELURU	1	1	0	0	1	0	0	1	1	0	3	4	12		
28	MACHILIPATNAM	1	1	0	0	1	0	0	1	1	1	2	2	10		
29	VIJAYAWADA	1	1	0	0	1	0	0	1	1	1	1	13	20		
30	GUNTUR	1	1	0	0	1	0	0	1	1	1	4	0	10		
31	NARASARAOPEET	1	1	0	0	1	0	0	1	1	1	2	6	14		
32	BAPATLA (SC)	1	1	0	0	1	0	0	1	1	0	1	4	10		
33	ONGOLE	0	1	0	0	1	0	0	1	1	1	2	4	11		
34	NANDYAL	1	0	0	0	1	0	0	1	1	1	3	13	21		
35	KURNOOL	1	1	0	0	1	0	0	1	1	1	2	3	11		
36	ANANTAPUR	1	1	0	0	1	0	0	1	1	1	2	4	12		
37	HINDUPUR	1	1	0	0	1	0	0	1	1	1	1	3	10		
38	KADAPA	1	1	0	0	1	0	0	1	1	1	7	7	20		
39	NELLORE	1	1	0	0	1	0	0	1	1	1	1	4	11		
40	TIRUPATI (SC)	0	1	0	0	1	0	0	1	1	1	2	3	10		
41	RAJAMPET	1	1	0	0	1	0	0	1	1	1	3	6	15		
42	CHITTOOR (SC)	1	1	0	0	1	0	0	1	1	1	1	0	7		
	TOTAL	40	41	2	2	42	2	9	31	40	32	105	223	569		

CONSTITUENCY-WISE CONTESTED CANDIDATES IN HOP, 2009



**CONSTITUENCY - WISE CONTESTED CANDIDATES -
MEN, WOMEN, SC, ST CANDIDATES DETAILS**

PC No.	PC Name	Contested Candidates						
		Men	Women	Total	SC	ST	Others	Total
	1	2	3	4	5	6	7	8
1	ADILABAD (ST)	9	0	9	0	9	0	9
2	PEDDAPALLE (SC)	13	2	15	15	0	0	15
3	KARIMNAGAR	15	0	15	2	0	13	15
4	NIZAMABAD	11	1	12	1	0	11	12
5	ZAHIRABAD	10	0	10	0	1	9	10
6	MEDAK	8	1	9	0	0	9	9
7	MALKAJGIRI	19	0	19	4	0	15	19
8	SECUNDERABAD	21	2	23	4	0	19	23
9	HYDERABAD	22	1	23	2	0	21	23
10	CHEVELLA	14	1	15	1	1	13	15
11	MAHBUBNAGAR	27	5	32	18	1	13	32
12	NAGARKURNOOL(SC)	13	0	13	13	0	0	13
13	NALGONDA	13	1	14	1	0	13	14
14	BHONGIR	14	1	15	5	0	10	15
15	WARANGAL (SC)	14	1	15	15	0	0	15
16	MAHABUBABAD (ST)	12	0	12	0	12	0	12
17	KHAMMAM	11	2	13	0	2	11	13
18	ARAKU (ST)	10	1	11	0	11	0	11
19	SRIKAKULAM	4	2	6	0	0	6	6
20	VIZIANAGARAM	8	1	9	0	0	9	9
21	VISAKHAPATNAM	12	3	15	1	0	14	15
22	ANAKAPALLE	10	0	10	0	0	10	10
23	KAKINADA	14	2	16	4	0	12	16
24	AMALAPURAM (SC)	9	2	11	11	0	0	11
25	RAJAHMUNDRY	12	1	13	1	0	12	13
26	NARSAPURAM	8	2	10	1	0	9	10
27	ELURU	12	0	12	3	0	9	12
28	MACHILIPATNAM	8	2	10	1	0	9	10
29	VIJAYAWADA	20	0	20	2	0	18	20
30	GUNTUR	9	1	10	1	0	9	10
31	NARASARAOPET	14	0	14	0	0	14	14
32	BAPATLA (SC)	9	1	10	10	0	0	10
33	ONGOLE	9	2	11	0	0	11	11
34	NANDYAL	21	0	21	2	0	19	21
35	KURNOOL	11	0	11	1	0	10	11
36	ANANTAPUR	11	1	12	2	0	10	12
37	HINDUPUR	10	0	10	1	0	9	10
38	KADAPA	20	0	20	1	1	18	20
39	NELLORE	11	0	11	0	0	11	11
40	TIRUPATI (SC)	10	0	10	10	0	0	10
41	RAJAMPET	15	0	15	1	0	14	15
42	CHITTOOR (SC)	7	0	7	7	0	0	7
	TOTAL	530	39	569	141	38	390	569

STATEMENT SHOWING THE NUMBER OF ELECTORS, VOTES POLLED WITH PERCENTAGE, VOTES REJECTED, VOTES NOT RETRIEVED AND VALID VOTES PARLIAMENTARY CONSTITUENCY - WISE

Parliamentary Constituency No. & Name	ELECTORS			DETAILS OF VOTES POLLED ON EVM						DETAILS OF VOTES					Combined Details of EVM & Postal		
	MEN	WOMEN	TOTAL	Votes Polled			Percentage of Votes Polled			Total Valid Votes Counted	Postal Votes Counted	Postal Votes Rejected	Total Valid Postal Votes	Total Votes	Total of Votes not Retrieved and	Total Valid Votes	
				MEN	WOMEN	TOTAL	MEN	WOMEN	TOTAL								
1	2	3	4	5	6	7	8	9	10	11	12	13	14	15	16	17	18
ADILABAD (ST)	5,53,276	5,77,935	11,31,211	4,26,628	4,36,702	8,63,330	77.11	75.56	76.32	0	8,63,330	835	584	251	8,64,165	584	8,63,581
PEDDAPALLE (SC)	6,85,931	6,49,711	13,15,642	4,57,232	4,45,505	9,02,737	68.66	68.57	68.62	0	9,02,737	2,595	1,248	1,347	9,05,332	1,248	9,04,084
KARIMNAGAR	7,50,230	7,45,981	14,96,211	4,83,062	5,02,778	9,85,840	64.39	67.40	65.89	0	9,85,840	4,806	1,345	3,461	9,90,646	1,345	9,89,301
NIZAMABAD	6,20,331	7,12,940	13,33,271	4,12,357	4,74,706	8,87,063	66.47	66.58	66.53	0	8,87,063	4,445	1,997	2,448	8,91,508	1,997	8,89,511
ZAHIRABAD	6,63,377	6,96,189	13,59,566	5,03,730	5,09,631	10,13,361	75.93	73.20	74.54	0	10,13,361	4,011	82	3,929	10,17,372	82	10,17,290
MEDAK	6,88,872	7,00,849	13,89,721	5,30,855	5,25,384	10,56,239	77.06	74.96	76.00	0	10,56,239	5,754	1,721	4,033	10,61,993	1,721	10,60,272
MALKAJGIRI	12,32,042	11,11,008	23,43,050	6,50,733	5,54,328	12,05,061	52.82	49.89	51.43	0	12,05,061	1,162	509	653	12,06,223	509	12,05,714
SECUNDERABAD	8,20,210	7,54,608	15,74,818	4,65,807	3,98,461	8,64,268	56.79	52.80	54.88	0	8,64,268	1,089	319	770	8,65,357	319	8,65,038
HYDERABAD	7,13,185	6,80,057	13,93,242	3,88,858	3,42,190	7,31,048	54.52	50.32	52.47	240	7,30,808	1,164	864	300	7,32,212	1,104	7,31,108
CHEVELLA	8,60,583	8,21,081	16,81,664	5,76,888	5,07,208	10,84,096	67.03	61.77	64.47	0	10,84,096	2,414	1,510	904	10,86,510	1,510	10,85,000
MAHBUBNAGAR	6,72,615	6,96,253	13,68,868	4,63,997	4,60,541	9,24,538	68.98	66.15	67.54	0	9,24,538	2,884	906	1,978	9,27,422	906	9,26,516
NAGARKURNOOL(SC)	7,23,606	7,36,878	14,60,484	5,23,043	4,98,919	10,21,962	72.28	67.71	69.97	0	10,21,962	4,482	1,077	3,405	10,26,444	1,077	10,25,367
NALGONDA	7,20,289	7,34,727	14,55,016	5,44,783	5,28,438	10,73,221	75.63	71.92	73.76	0	10,73,221	5,968	491	5,477	10,79,189	491	10,78,698
BHONGIR	7,43,549	7,34,842	14,78,391	5,78,336	5,47,142	11,25,478	77.78	74.46	76.13	450	11,25,028	3,943	1,181	2,762	11,29,421	1,631	11,27,790
WARANGAL (SC)	7,45,451	7,41,166	14,86,617	5,22,672	5,06,209	10,28,881	70.11	68.30	69.21	0	10,28,881	2,291	647	1,644	10,31,172	647	10,30,525
MAHABUBABAD (ST)	6,22,763	6,42,633	12,65,396	4,95,996	4,98,535	9,94,531	79.64	77.58	78.59	0	9,94,531	3,284	1,413	1,871	9,97,815	1,413	9,96,402
KHAMMAM	6,22,897	6,36,918	12,59,815	5,11,629	5,17,445	10,29,074	82.14	81.24	81.68	0	10,29,074	5,458	523	4,935	10,34,532	523	10,34,009
ARAKU (ST)	5,69,558	6,12,956	11,82,514	3,93,733	3,94,532	7,88,265	69.13	64.37	66.66	0	7,86,265	4,528	426	4,102	7,92,793	426	7,92,367
SRIKAKULAM	5,93,164	6,32,961	12,26,125	4,32,881	4,81,473	9,14,354	72.98	76.07	74.57	0	9,14,354	5,928	1,510	4,418	9,20,282	1,510	9,18,772
VIZIANAGARAM	6,48,660	6,74,578	13,23,238	5,00,803	5,14,440	10,15,243	77.21	76.26	76.72	0	10,15,243	4,625	43	4,582	10,19,868	43	10,19,825
VISAKHAPATNAM	6,94,305	6,93,177	13,87,482	5,03,029	5,05,248	10,08,277	72.45	72.89	72.67	0	10,08,277	6,300	2,316	3,984	10,14,577	2,316	10,12,261
ANAKAPALLE	6,45,358	6,86,337	13,31,695	5,11,085	5,32,462	10,43,547	79.19	77.58	78.36	0	10,43,547	5,660	1,053	4,607	10,49,207	1,053	10,48,154

STATEMENT SHOWING THE NUMBER OF ELECTORS, VOTES POLLED WITH PERCENTAGE, VOTES REJECTED, VOTES NOT RETRIEVED AND VALID VOTES PARLIAMENTARY CONSTITUENCY - WISE

Parliamentary Constituency No. & Name	ELECTORS			DETAILS OF VOTES POLLED ON EVM						DETAILS OF VOTES						Combined Details of EVM & Postal		
	MEN	WOMEN	TOTAL	Votes Polled			Percentage of Votes Polled			Postal Votes Counted	Postal Votes Rejected	Total Valid Postal Votes	Votes Not Retrieved from EVM	Total Valid Votes Counted	Total Valid Postal Votes	Total of Votes not Retrieved and	Total Valid Votes	
				MEN	WOMEN	TOTAL	MEN	WOMEN	TOTAL									
	2	3	4	5	6	7	8	9	10	11	12	13	14	15	16	17	18	
23 KAKINADA	6,25,643	6,39,451	12,65,094	4,88,602	4,73,269	9,61,871	78.10	74.01	76.03	0	9,61,871	5,423	1,724	3,699	9,67,294	1,724	9,65,570	
24 AMALAPURAM (SC)	6,31,884	6,43,403	12,75,287	5,23,627	4,96,732	10,20,359	82.87	77.20	80.01	0	10,20,359	3,450	44	3,406	10,23,809	44	10,23,765	
25 RAJAHMUNDRY	6,20,109	6,40,865	12,60,974	5,04,751	5,08,816	10,13,567	81.40	79.40	80.38	0	10,13,567	5,195	942	4,253	10,18,762	942	10,17,820	
26 NARSAPURAM	5,67,321	6,05,817	11,73,138	4,79,594	5,05,752	9,85,346	84.54	83.48	83.99	0	9,85,346	7,059	1,445	5,614	9,92,405	1,445	9,90,960	
27 ELURU	6,26,309	6,49,266	12,75,575	5,33,582	5,39,881	10,73,463	85.19	83.15	84.16	0	10,73,463	5,599	74	5,525	10,79,062	74	10,78,988	
28 MACHILIPATNAM	6,10,668	6,40,385	12,51,053	5,13,085	5,25,756	10,38,841	84.02	82.10	83.04	0	10,38,841	7,681	617	7,064	10,46,522	617	10,45,905	
29 VIJAYAWADA	6,93,391	7,08,924	14,02,315	5,42,392	5,41,687	10,84,079	78.22	76.41	77.31	0	10,84,079	4,670	452	4,218	10,88,749	452	10,88,297	
30 GUNTUR	6,70,591	6,94,586	13,65,177	5,17,772	5,21,498	10,39,270	77.21	75.08	76.13	0	10,39,270	5,732	271	5,461	10,45,002	271	10,44,731	
31 NARASARAOPEET	6,66,307	6,94,124	13,60,431	5,40,727	5,36,360	10,77,087	81.15	77.27	79.17	122	10,76,965	5,015	226	4,789	10,82,102	348	10,81,754	
32 BAPATLA (SC)	6,45,077	6,76,530	13,21,607	5,12,741	5,26,478	10,39,219	79.49	77.82	78.63	0	10,39,219	5,803	1,395	4,408	10,45,022	1,395	10,43,627	
33 ONGOLE	6,78,033	6,97,525	13,75,558	5,04,746	5,09,530	10,14,276	74.44	73.05	73.74	0	10,14,276	8,547	1,474	7,073	10,22,823	1,474	10,21,349	
34 NANDYAL	6,68,917	6,89,794	13,58,711	4,99,884	4,93,100	9,92,984	74.73	71.49	73.08	0	9,92,984	2,347	505	1,842	9,95,331	505	9,94,826	
35 KURNOOL	6,44,185	6,63,127	13,07,312	4,41,813	4,27,162	8,68,975	68.58	64.42	66.47	0	8,68,975	2,579	194	2,385	8,71,554	194	8,71,360	
36 ANANTAPUR	7,06,671	7,04,789	14,11,460	5,08,872	4,87,516	9,96,388	72.01	69.17	70.59	0	9,96,388	5,073	1,253	3,820	10,01,461	1,253	10,00,208	
37 HINDUPUR	6,94,982	6,82,628	13,77,610	5,26,500	4,96,166	10,22,666	75.76	72.68	74.23	0	10,22,666	4,861	1,138	3,723	10,27,527	1,138	10,26,389	
38 KADAPA	6,55,340	6,92,376	13,47,716	4,97,845	5,22,288	10,20,133	75.97	75.43	75.69	0	10,20,133	6,789	637	6,152	10,26,922	637	10,26,285	
39 NELLORE	7,12,629	7,38,309	14,50,938	4,95,198	5,02,627	9,97,825	69.49	68.08	68.77	0	9,97,825	4,658	64	4,594	10,02,483	64	10,02,419	
40 TIRUPATI (SC)	7,20,141	7,44,755	14,64,896	5,28,737	5,28,847	10,57,584	73.42	71.01	72.20	0	10,57,584	4,704	755	3,949	10,62,288	755	10,61,533	
41 RAJAMPET	6,38,747	6,72,702	13,11,449	4,94,626	4,97,166	9,91,792	77.44	73.91	75.63	0	9,91,792	5,525	1,669	3,856	9,97,317	1,669	9,95,648	
42 CHITTOOR (SC)	6,37,644	6,54,277	12,91,921	5,19,083	5,22,944	10,42,027	81.41	79.93	80.66	0	10,42,027	4,199	1,788	2,411	10,46,226	1,788	10,44,438	
TOTAL	2,86,84,841	2,92,07,418	5,78,92,259	2,10,52,314	2,08,45,852	4,18,98,166	73.39	71.37	72.37	812	4,18,97,354	1,88,535	38,432	1,50,103	4,20,86,701	39,244	4,20,47,457	

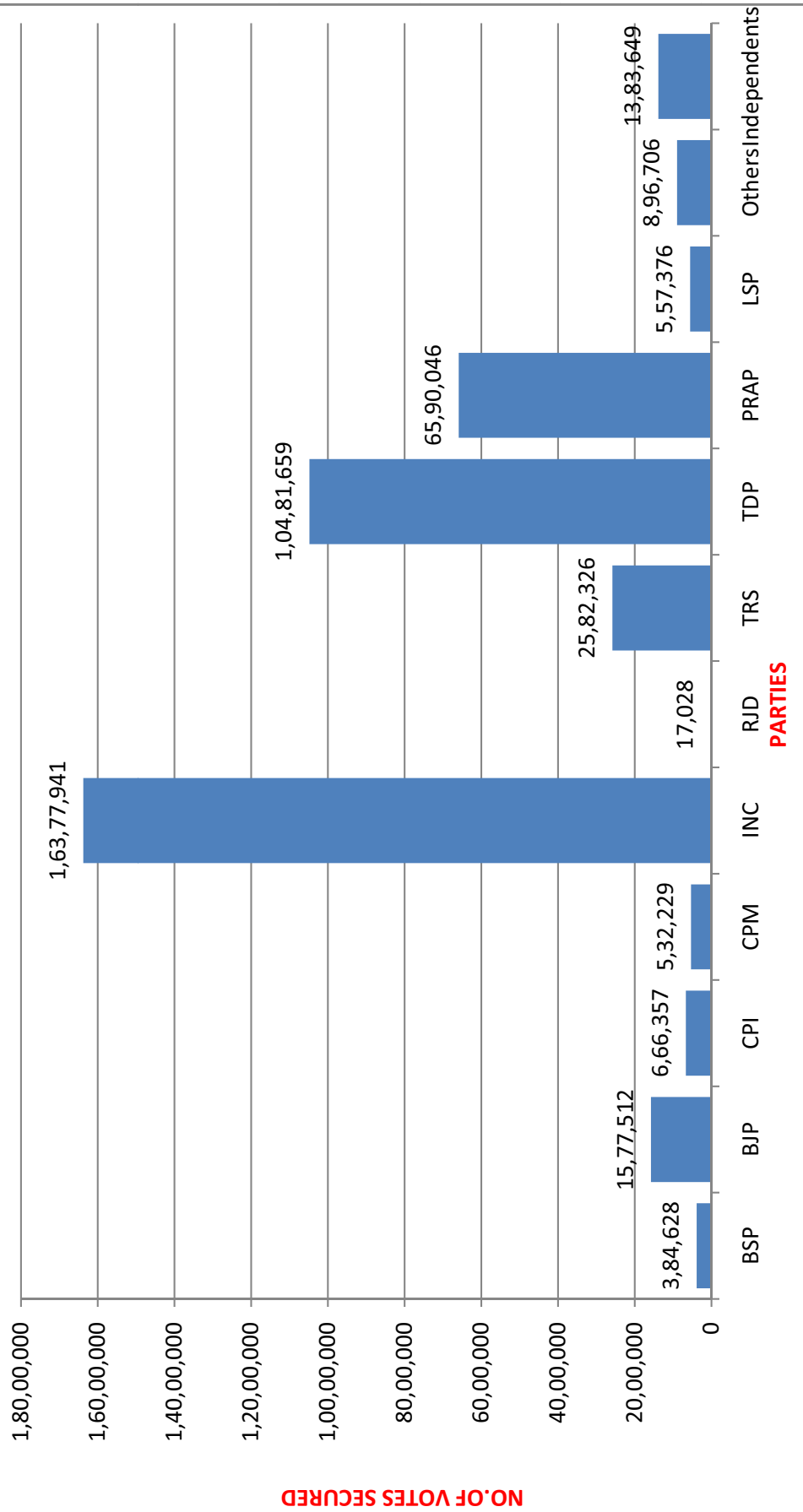
STATEMENT SHOWING THE VOTES SECURED BY PARTIES IN GENERAL ELECTIONS TO HOP, 2009 CONSTITUENCY / PARTY-WISE

Parliamentary Constituency No. & Name	National Parties									State Parties				Registered Un-Recognised Parties			Independents	Total
	BSP 2	BJP 3	CPI 4	CPM 5	INC 6	RJD 7	TRS 8	TDP 9	PRAP 10	LSP 11	Others 12	13	14					
1 ADILABAD (ST)	16,471	57,931	0	0	2,57,181	0	0	3,72,268	1,12,930	0	0	0	46,800	8,63,581				
2 PEDDAPALLE (SC)	15,859	67,836	0	0	3,13,748	0	2,64,731	0	1,75,605	0	5,752	60,553	9,04,084					
3 KARIMNAGAR	16,332	1,22,337	0	0	3,17,927	0	2,67,684	0	1,75,582	0	17,549	71,890	9,89,301					
4 NIZAMABAD	15,144	1,13,756	0	0	2,96,504	0	2,36,114	0	1,65,790	11,649	16,681	33,873	8,89,511					
5 ZAHIRABAD	13,598	50,189	0	0	3,95,767	0	3,78,360	0	1,12,792	13,468	18,196	34,920	10,17,290					
6 MEDAK	22,097	69,027	0	0	3,82,762	0	3,88,839	0	1,20,812	19,395	18,626	38,714	10,60,272					
7 MALKAJGIRI	5,951	1,30,206	0	0	3,88,368	0	0	2,95,042	2,38,886	1,09,036	15,116	23,109	12,05,714					
8 SECUNDERABAD	2,275	1,70,382	0	0	3,40,549	0	33,144	1,35,604	91,414	52,641	26,991	12,038	8,65,038					
9 HYDERABAD	2,149	75,503	0	0	93,917	0	0	1,94,196	24,433	0	3,26,528	14,382	7,31,108					
10 CHEVELLA	4,439	1,12,701	0	0	4,20,807	0	0	4,02,275	0	35,600	68,982	40,196	10,85,000					
11 MAHBUBNAGAR	13,593	57,955	0	0	3,46,385	0	3,66,569	0	0	7,412	36,760	97,842	9,26,516					
12 NAGARKURNOOL(SC)	11,830	49,696	0	0	4,22,745	0	3,74,978	0	62,216	7,225	6,575	90,102	10,25,367					
13 NALGONDA	9,371	22,590	3,40,867	0	4,93,849	0	0	0	1,50,275	0	12,437	49,309	10,78,698					
14 BHONGIR	11,976	45,898	0	3,64,215	5,04,103	0	0	0	1,04,872	10,866	8,355	77,505	11,27,790					
15 WARANGAL (SC)	5,798	36,064	0	0	3,96,568	0	2,71,907	1,35,697	1,08,390	15,521	6,728	53,852	10,30,525					
16 MAHABUBABAD (ST)	10,882	16,610	3,25,490	0	3,94,447	0	0	0	1,45,299	11,303	10,710	81,661	9,96,402					
17 KHAMMAM	6,302	9,644	0	0	3,44,920	0	0	4,69,368	1,31,135	12,143	6,904	53,593	10,34,009					
18 ARAKU (ST)	24,331	23,093	0	1,68,014	3,60,458	10,450	0	0	1,28,649	13,886	0	63,486	7,92,367					
19 SRIKAKULAM	15,584	11,837	0	0	3,87,694	0	0	3,04,707	1,81,100	0	17,850	0	9,18,772					
20 VIZIANAGARAM	9,768	25,239	0	0	4,11,584	0	0	3,51,013	1,72,034	11,525	26,301	12,361	10,19,825					
21 VISAKHAPATNAM	8,838	30,336	0	0	3,68,812	0	0	2,23,117	3,02,126	39,363	17,033	22,636	10,12,261					
22 ANAKAPALLE	6,964	18,493	0	0	3,69,968	6,578	0	3,17,056	2,94,183	0	13,372	21,540	10,48,154					

STATEMENT SHOWING THE VOTES SECURED BY PARTIES IN GENERAL ELECTIONS TO HOP, 2009 CONSTITUENCY / PARTY-WISE

Parliamentary Constituency No. & Name	National Parties			State Parties			Registered Un-Recognised Parties			Independents	Total		
	BSP 2	BJP 3	CPI 4	CPM 5	INC 6	RJD 7	TRS 8	TDP 9	PRAP 10			LSP 11	Others 12
23 KAKINADA	7,716	14,861	0	0	3,23,607	0	0	2,58,046	2,89,563	17,904	25,897	27,976	9,65,570
24 AMALAPURAM (SC)	4,732	12,730	0	0	3,68,501	0	0	2,64,524	3,28,496	0	37,107	7,675	10,23,765
25 RAJAHMUNDRY	5,805	7,123	0	0	3,57,449	0	0	3,55,302	2,53,437	13,418	9,286	16,000	10,17,820
26 NARSAPURAM	8,944	11,941	0	0	3,89,422	0	0	2,74,732	2,67,058	13,972	17,879	7,012	9,90,960
27 ELURU	5,151	8,361	0	0	4,23,777	0	0	3,80,994	2,25,928	0	16,868	17,909	10,78,988
28 MACHILIPATNAM	5,844	10,721	0	0	3,97,480	0	0	4,09,936	1,86,921	12,022	7,595	15,386	10,45,905
29 VIJAYAWADA	4,585	15,951	0	0	4,29,394	0	0	4,16,682	1,64,666	20,880	3,227	32,912	10,88,297
30 GUNTUR	7,385	10,797	0	0	4,03,937	0	0	3,64,582	2,27,764	17,362	12,904	0	10,44,731
31 NARASARAOPET	8,549	7,099	0	0	4,61,751	0	0	4,63,358	1,14,924	7,076	3,844	15,153	10,81,754
32 BAPATLA (SC)	8,979	14,370	0	0	4,60,757	0	0	3,91,419	1,44,593	0	3,966	19,543	10,43,627
33 ONGOLE	0	12,272	0	0	4,50,442	0	0	3,71,919	1,42,303	10,365	12,307	21,741	10,21,349
34 NANDYAL	7,611	0	0	0	4,00,023	0	0	3,09,176	2,20,829	6,988	10,517	39,682	9,94,826
35 KURNOOL	11,542	8,268	0	0	3,82,668	0	0	3,08,895	1,14,803	8,398	8,963	27,823	8,71,360
36 ANANTAPUR	5,921	16,540	0	0	4,57,876	0	0	3,79,955	1,02,047	6,340	5,315	26,214	10,00,208
37 HINDUPUR	4,636	22,399	0	0	4,12,918	0	0	4,35,753	1,10,698	7,522	5,589	26,874	10,26,389
38 KADAPA	10,761	7,171	0	0	5,42,611	0	0	3,63,765	63,309	3,831	12,804	22,033	10,26,285
39 NELLORE	7,299	16,727	0	0	4,30,235	0	0	3,75,242	1,38,111	10,751	3,471	20,583	10,02,419
40 TIRUPATI (SC)	0	21,696	0	0	4,28,403	0	0	4,09,127	1,71,638	11,389	6,094	13,186	10,61,533
41 RAJAMPET	5,305	30,263	0	0	4,23,910	0	0	3,13,533	1,80,537	4,839	11,676	25,585	9,95,648
42 CHITTOOR (SC)	14,311	10,899	0	0	4,23,717	0	0	4,34,376	1,43,898	13,286	3,951	0	10,44,438
TOTAL	3,84,628	15,77,512	6,66,357	5,32,229	1,63,77,941	17,028	25,82,326	1,04,81,659	65,90,046	5,57,376	8,96,706	13,83,649	4,20,47,457

PARTY-WISE VOTES SECURED IN GENERAL ELECTIONS TO HOP, 2009



STATEMENT SHOWING THE CONSTITUENCY-WISE VOTES SECURED BY THE ELECTED CANDIDATES OVER THEIR NEAREST RIVAL CANDIDATES WITH PARTY AFFILIATION AND MARGIN OF VOTES IN GENERAL ELECTIONS TO HOP, 2009

Parliamentary Constituency No. & Name	Total Valid Votes	Name Of The Elected Candidates	Party	Valid Votes Secured	% of Votes Secured	Name of the Nearest Rival Candidate	Party	Valid Votes Secured	% of Votes Secured	Margin of Votes	% of Margin
1 ADILABAD (ST)	8,63,581	RATHOD RAMESH	TDP	372268	43.11	KOTNAK RAMESH	INC	2,57,181	30	1,15,087	13.33
2 PEDDAPALLE (SC)	9,04,084	DR.G.VIVEKANAND	INC	313748	34.70	GOMASA SRINIVAS	TRS	2,64,731	29	49,017	5.42
3 KARIMNAGAR	9,89,301	PONNAM PRABHAKAR	INC	317927	32.14	VINOD KUMAR BOINPALLY	TRS	2,67,684	27	50,243	5.08
4 NIZAMABAD	8,89,511	MADHU YASKHI GOUD	INC	296504	33.33	BIGALA GANESH GUPTA	TRS	2,36,114	27	60,390	6.79
5 ZAHIRABAD	10,17,290	SURESH KUMAR SHETKAR	INC	395767	38.90	SYED YOUSUF ALI	TRS	3,78,360	37	17,407	1.71
6 MEDAK	10,60,272	VIJAYA SHANTHI .M	TRS	388839	36.67	NARENDRA NATH C.	INC	3,82,762	36	6,077	0.57
7 MALKAJGIRI	12,05,714	SARVEY SATYANARAYANA	INC	388368	32.21	BHEEMSEN. T	TDP	2,95,042	24	93,326	7.74
8 SECUNDERABAD	8,65,038	ANJAN KUMAR YADAV .M	INC	340549	39.37	BANDARU DATTATREYA	BJP	1,70,382	20	1,70,167	19.67
9 HYDERABAD	7,31,108	ASADUDDIN OWAIISI	AIMIM	308061	42.14	ZAHID ALI KHAN	TDP	1,94,196	27	1,13,865	15.57
10 CHEVELLA	10,85,000	JAIPAL REDDY SUDINI	INC	420807	38.78	A. P. JITHENDER REDDY	TDP	4,02,275	37	18,532	1.71
11 MAHBUBNAGAR	9,26,516	K. CHANDRASEKHAR RAO	TRS	366569	39.56	DEVARAKONDA VITTAL RAO	INC	3,46,385	37	20,184	2.18
12 NAGARKURNOOL(SC)	10,25,367	DR. MANDA JAGANNATH	INC	422745	41.23	GUVVALA BALARAJU	TRS	3,74,978	37	47,767	4.66
13 NALGONDA	10,78,698	GUTHA SUKENDER REDDY	INC	493849	45.78	SURAVARAM SUDHAKAR REDDY	CPI	3,40,867	32	1,52,982	14.18
14 BHONGIR	11,27,790	KOMATIREDDY RAJ GOPAL REDDY	INC	504103	44.70	NOMULA NARSIMHAIAH	CPM	3,64,215	32	1,39,888	12.40
15 WARANGAL (SC)	10,30,525	RAJAJAH SIRICILLA	INC	396568	38.48	RAMAGALLA PARAMESHWAR	TRS	2,71,907	26	1,24,661	12.10
16 MAHABUBABAD (ST)	9,96,402	P. BALRAM	INC	394447	39.59	KUNJA SRINIVASA RAO	CPI	3,25,490	33	68,957	6.92
17 KHAMMAM	10,34,009	NAMA NAGESWARA RAO	TDP	469368	45.39	RENUKA CHOWDHURY	INC	3,44,920	33	1,24,448	12.04
18 ARAKU (ST)	7,92,367	KISHORE CHANDRA SURYANARAYANA DEO	INC	360458	45.49	MIDIYAM BABU RAO	CPM	1,68,014	21	1,92,444	24.29
19 SRIKAKULAM	9,18,772	KILLI KRUPA RANI	INC	387694	42.20	YERRANNAIDU KINJARAPU	TDP	3,04,707	33	82,987	9.03
20 VIZIANAGARAM	10,19,825	JHANSI LAXMI BOTCHA	INC	411584	40.36	APPALANAIDU KONDAPALLI	TDP	3,51,013	34	60,571	5.94
21 VISAKHAPATNAM	10,12,261	DAGGUBATI PURANDESWARI	INC	368812	36.43	PALLA SRINIVASA RAO	PRAP	3,02,126	30	66,686	6.59

STATEMENT SHOWING THE CONSTITUENCY-WISE VOTES SECURED BY THE ELECTED CANDIDATES OVER THEIR NEAREST RIVAL CANDIDATES WITH PARTY AFFILIATION AND MARGIN OF VOTES IN GENERAL ELECTIONS TO HOP, 2009

Parliamentary Constituency No. & Name	Total Valid Votes	Name Of The Elected Candidates	Party	Valid Votes Secured	% of Votes Secured	Name of the Nearest Rival Candidate	Party	Valid Votes Secured	% of Votes Secured	Margin of Votes	% of Margin
1	2	3	4	5	6	7	8	9	10	11	12
22 ANAKAPALLE	10,48,154	SABBAM HARI	INC	369968	35.30	NOOKARAPU SURYA PRAKASA RAO	TDP	3,17,056	30	52,912	5.05
23 KAKINADA	9,65,570	M.M.PALLAMRAJU	INC	323607	33.51	CHALAMALASETTY SUNIL	PRAP	2,89,563	30	34,044	3.53
24 AMALAPURAM (SC)	10,23,765	G.V.HARSHA KUMAR	INC	368501	35.99	POTHULA PRAMEELA DEVI	PRAP	3,28,496	32	40,005	3.91
25 RAJAHMUNDRY	10,17,820	ARUNA KUMAR VUNDAVALLI	INC	357449	35.12	M.MURALI MOHAN	TDP	3,55,302	35	2,147	0.21
26 NARSAPURAM	9,90,960	BAPI RAJU KANUMURU	INC	389422	39.30	THOTA SITA RAMA LAKSHMI	TDP	2,74,732	28	1,14,690	11.57
27 ELURU	10,78,988	KAVURI SAMBASIVA RAO	INC	423777	39.28	MAGANTI VENKATESWARA RAO (BABU)	TDP	3,80,994	35	42,783	3.97
28 MACHILIPATNAM	10,45,905	KONAKALLA NARAYANA RAO	TDP	409936	39.19	BADIGA RAMAKRISHNA	INC	3,97,480	38	12,456	1.19
29 VIJAYAWADA	10,88,297	LAGADAPATI RAJA GOPAL	INC	429394	39.46	VAMSI MOHAN VALLABHANENI	TDP	4,16,682	38	12,712	1.17
30 GUNTUR	10,44,731	RAYAPATI SAMBASIVA RAO	INC	403937	38.66	MADALA RAJENDRA	TDP	3,64,582	35	39,355	3.77
31 NARASARAOPET	10,81,754	MODUGULA VENU GOPALA REDDY	TDP	463358	42.83	BALASHOWRY VALLABHANENI	INC	4,61,751	43	1,607	0.15
32 BAPATLA (SC)	10,43,627	PANABAKA LAKSHMI	INC	460757	44.15	MALYADRI SRIRAM	TDP	3,91,419	38	69,338	6.64
33 ONGOLE	10,21,349	MAGUNTA SRINIVASULU REDDY	INC	450442	44.10	MADDULURI MALAKONDAIAH YADAV	TDP	3,71,919	36	78,523	7.69
34 NANDYAL	9,94,826	S.P.Y.REDDY	INC	400023	40.21	NASYAM MOHAMMED FAROOK	TDP	3,09,176	31	90,847	9.13
35 KURNOOL	8,71,360	KOTLA JAYA SURYA PRAKASH REDDY	INC	382668	43.92	B.T.NAIDU	TDP	3,08,895	35	73,773	8.47
36 ANANTAPUR	10,00,208	ANANTHA VENKATARAMI REDDY	INC	457876	45.78	KALAVA SRINIVASULU	TDP	3,79,955	38	77,921	7.79
37 HINDUPUR	10,26,389	KRISTAPPA NIMMALA	TDP	435753	42.45	P.KHASIM KHAN	INC	4,12,918	40	22,835	2.22
38 KADAPA	10,26,285	Y.S. JAGAN MOHAN REDDY	INC	542611	52.87	PALEM SRIKANTH REDDY	TDP	3,63,765	35	1,78,846	17.43
39 NELLORE	10,02,419	MEKAPATI RAJAMOCHAN REDDY	INC	430235	42.92	VANTERU VENU GOPALA REDDY	TDP	3,75,242	37	54,993	5.49
40 TIRUPATI (SC)	10,61,533	CHINTA MOHAN	INC	428403	40.36	VARLA RAMAIAH	TDP	4,09,127	39	19,276	1.82
41 RAJAMPET	9,95,648	ANNAYAGARI SAI PRATHAP	INC	423910	42.58	RAMESH KUMAR REDDY REDDAPPAGARI	TDP	3,13,533	31	1,10,377	11.09
42 CHITTOOR (SC)	10,44,438	NARAMALLI SIVAPRASAD	TDP	434376	41.59	THIPPESWAMY.M.	INC	4,23,717	41	10,659	1.02
TOTAL	4,20,47,457			16905438	40.21			1,39,89,653	33	29,15,785	6.93

STATEMENT SHOWING THE NUMBER OF SEATS CONTESTED / WON, VALID VOTES SECURED AND PERCENTAGE THEREOF BY EACH POLITICAL PARTY IN GENERAL ELECTIONS TO HOP, 2009

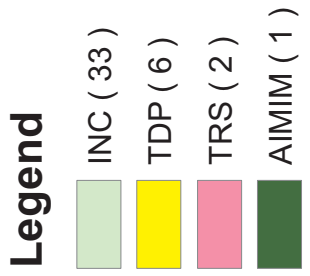
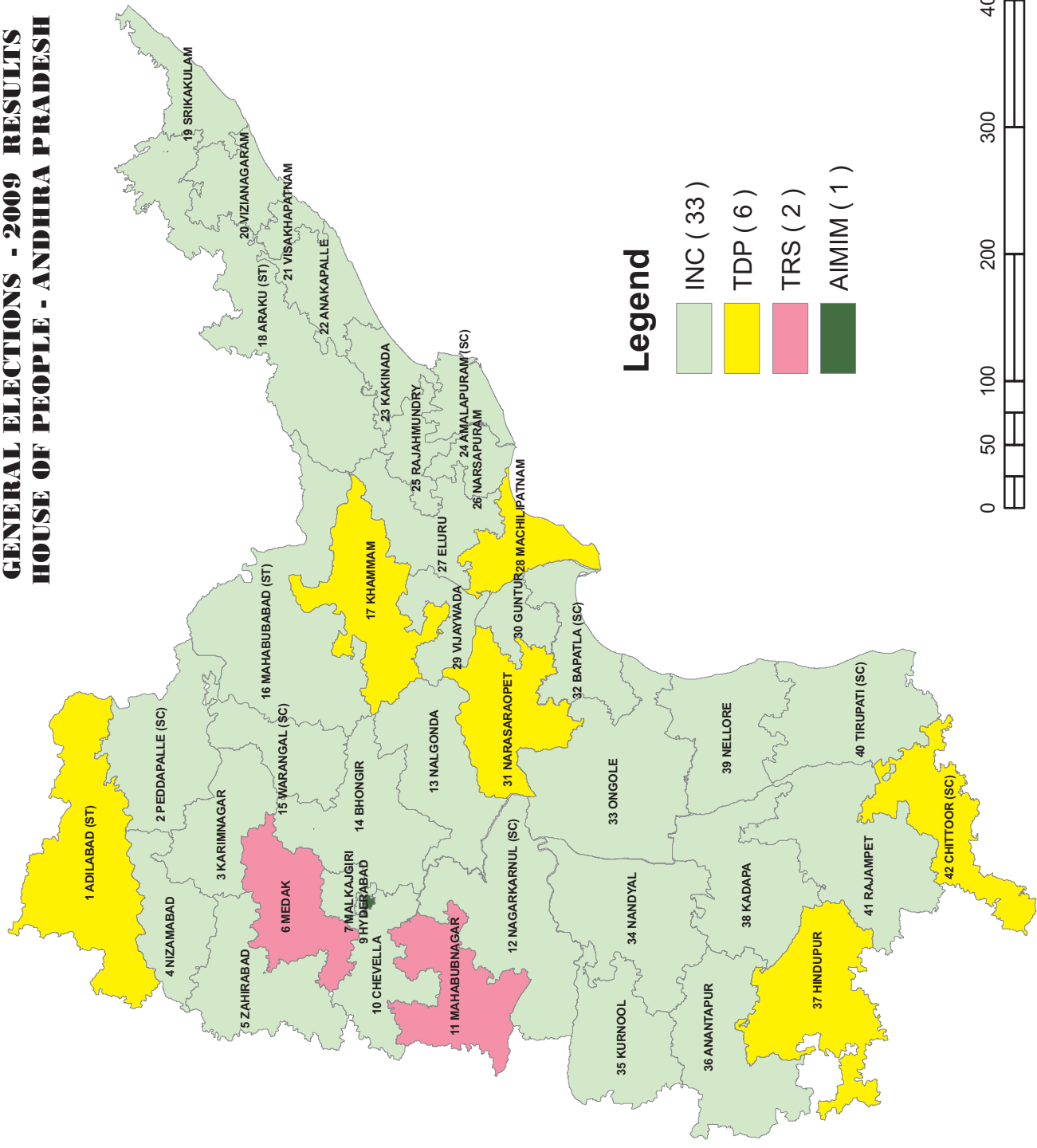
Total valid votes polled: 4,20,47,457

Sl. No.	Party Name	Votes Polled	Seats Contested	Percentage of votes secured to total valid votes	No. of seats won
1	Bahujan Samaj Party	3,84,628	40	0.91	0
2	Bharatiya Janata Party	15,77,512	41	3.75	0
3	Communist Party of India	6,66,357	2	1.58	0
4	Communist Party of India (Marxist)	5,32,229	2	1.27	0
5	Indian National Congress	1,63,77,941	42	38.95	33
6	Rashtriya Janata Dal	17,028	2	0.04	0
7	Telangana Rashtra Samithi	25,82,326	9	6.14	2
8	Telugu Desam	1,04,81,659	31	24.93	6
9	Communist Party of India (Marxist-Leninist) (Liberation)	5,159	2	0.01	0
10	Janata Dal (Secular)	2,312	2	0.01	0
11	Janata Dal (United)	4,210	2	0.01	0
12	Samajwadi Party	3,936	2	0.01	0
13	Ajeya Bharat Party	7,567	3	0.02	0
14	Akhil Bharatiya Jan Sangh	2,049	1	0.00	0
15	All India Majlis-E-Ittehadul Muslimeen	3,08,061	1	0.73	1
16	Ambedkar National Congress	10,310	2	0.02	0
17	B.C.United Front	6,910	1	0.02	0
18	Bahujan Samaj Party (Ambedkar-Phule)	10,698	2	0.03	0
19	Bharat Punarnirman Dal	3,237	1	0.01	0
20	Bharateeya Sadharma Samasthapanana Party	31,666	6	0.08	0
21	Bharatiya Jan Shakti	1,296	1	0.00	0
22	Great India Party	18,161	2	0.04	0
23	Indian Justice Party	18,196	1	0.04	0
24	Lok Satta Party	5,57,376	32	1.33	0
25	Mana Party	39,257	2	0.09	0
26	Marxist Communist Party of India (S.S.Srivastava)	15,922	4	0.04	0
27	Muslim League Kerala State Committee	18,720	1	0.04	0
28	Praja Bharath Party	4,810	1	0.01	0
29	Praja Rajyam Party	65,90,046	40	15.67	0
30	Pyramid Party of India	2,64,981	34	0.63	0
31	Rajyadhikara Party	9,005	3	0.02	0
32	Rashtriya Dehat Morcha Party	20,457	7	0.05	0
33	Rashtriya Kranthikari Samajwadi Party	7,674	3	0.02	0
34	Rashtriya Praja Congress (Secular)	3,980	1	0.01	0
35	Rayalaseema Rashtra Samithi	1,284	1	0.00	0
36	Republican Party of India	7,263	1	0.02	0
37	Republican Party Of India (Khobragade)	4,480	1	0.01	0
38	Repulican Party of India (A)	10,940	3	0.03	0
39	Samajwadi Janata Party (Rashtriya)	2,603	1	0.01	0
40	Samata Party	663	1	0.00	0
41	Trilinga Praja Pragati Party	48,136	10	0.11	0
42	United Women Front	2,763	2	0.01	0
43	Independents	13,83,649	223	3.29	0
	Total	4,20,47,457	569	100.00	42

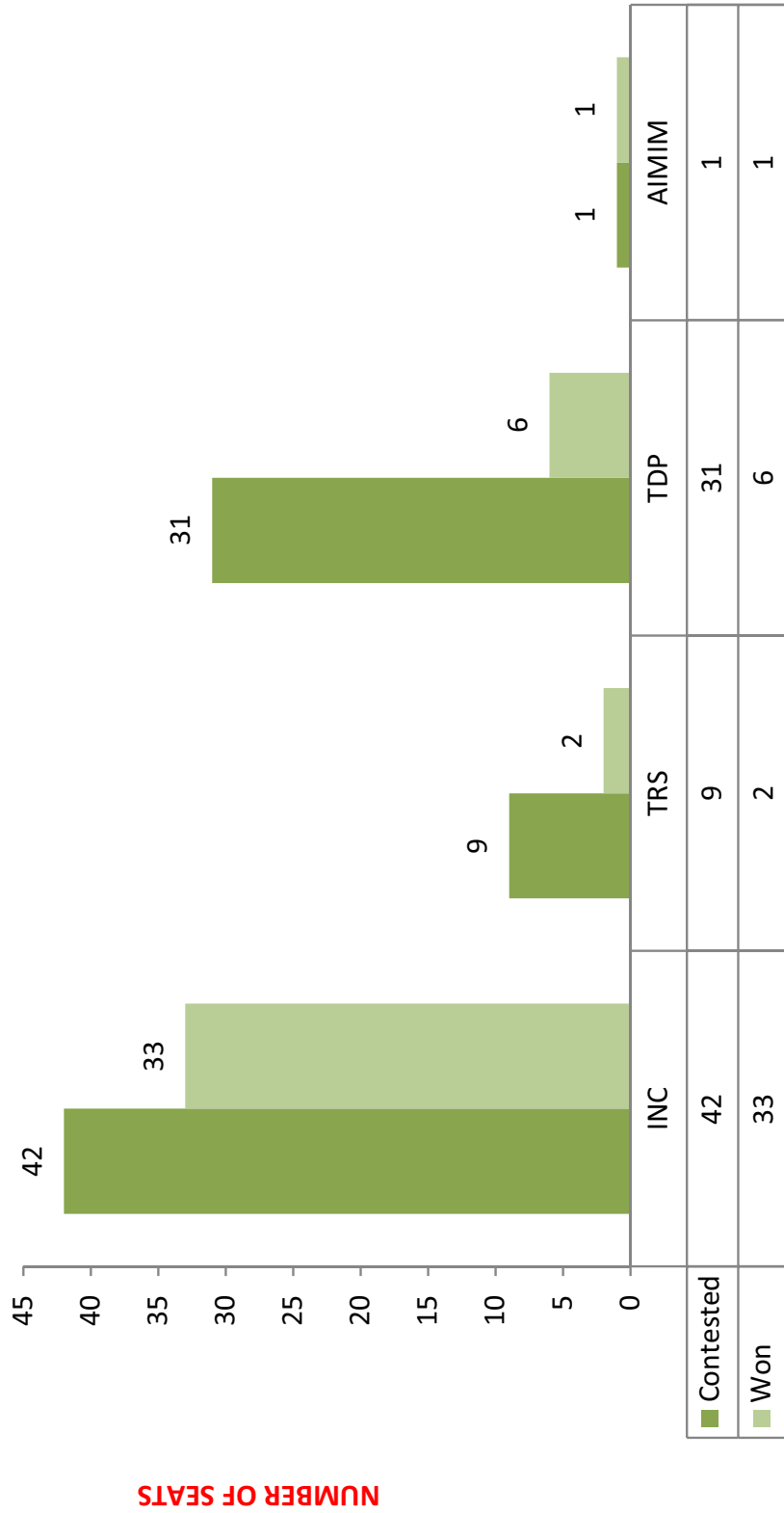
CONTESTED		WON	
SC	142	SC	8
ST	38	ST	3
GEN	389	GEN	31
MEN	531	MEN	37
WOMEN	38	WOMEN	5



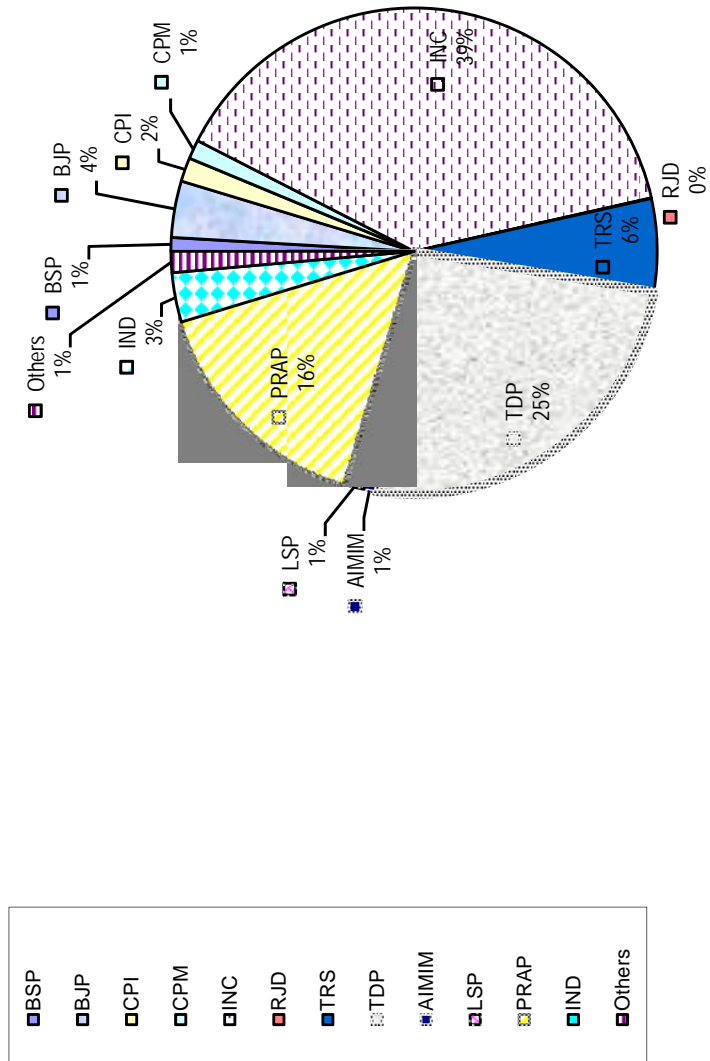
GENERAL ELECTIONS - 2009 RESULTS HOUSE OF PEOPLE - ANDHRA PRADESH



PARTY-WISE CANDIDATES CONTESTED & WON IN ELECTIONS TO HOP, 2009



**PARTY-WISE PERCENTAGE OF VOTES POLLED
IN GENERAL ELECTIONS TO HOP, 2009**



LIST OF ELECTED CANDIDATES TO LOK SABHA FROM ANDHRA PRADESH

Parliamentary Constituency No. & Name	Name of the Elected Candidate	Party Affiliation	Address
1 ADILABAD (ST)	RATHOD RAMESH	TELUGU DESAM	SEVADASNAGAR, UTNOOR VILLAGE & MANDAL, ADILABAD DISTRICT
2 PEDDAPALLE (SC)	DR.G.VIVEKANAND	INDIAN NATIONAL CONGRESS	H.NO.12-252/3, GOUTHAMINAGAR, MANCHERIAL
3 KARIMNAGAR	PONNAM PRABHAKAR	INDIAN NATIONAL CONGRESS	H.NO.7-2-990 (NEW), MANKAMMA THOTA, KARIMNAGAR
4 NIZAMABAD	MADHU YASKHI GOUD	INDIAN NATIONAL CONGRESS	H.NO.5-6-53, KANTESHWAR, MUNICIPAL OFFICE, NIZAMABAD
5 ZAHIRABAD	SURESH KUMAR SHETKAR	INDIAN NATIONAL CONGRESS	H.NO.1-4-126, NARAYANKHED VILLAGE AND MANDAL, MEDAK DISTRICT.
6 MEDAK	VIJAYA SHANTHI .M	TELANGANA RASHTRA SAMITHI	H.NO.8-2-293/L/2/B, MLA'S COLONY, BANJARA HILLS, HYDERABAD
7 MALKAJGIRI	SARVEY SATYANARAYANA	INDIAN NATIONAL CONGRESS	TMC-I, PLOT NO-43. TRIMURTHY COLONY, MAHENDRA HILLS, SECUNDERABAD.
8 SECUNDERABAD	ANJAN KUMAR YADAV.M	INDIAN NATIONAL CONGRESS	H.NO. 20-1-587, GOLLAKIDIKI, HYDERABAD-64
9 HYDERABAD	ASADUDDIN OWAIISI	ALL INDIA MAJLIS-E-ITTEHADUL MUSLIMEEN	3-6-149, HYDERGUDA, HYDERABAD
10 CHEVELLA	JAIPAL REDDY SUDINI	INDIAN NATIONAL CONGRESS	6-70, MUDUGUL VILLAGE AND MANDAL, MAHABUBNAGAR DISTRICT
11 MAHBUBNAGAR	K. CHANDRASEKHAR RAO	TELANGANA RASHTRA SAMITHI	H.NO 3-27, CHINTHAMADAKA (V), SIDDIPET(M), MEDAK DISTRICT
12 NAGARKURNOOL(SC)	DR. MANDA JAGANNATH	INDIAN NATIONAL CONGRESS	H.NO.4-95, KONDAIRU (VILLAGE), ITIKYAL (MANDAL)
13 NALGONDA	GUTHA SUKENDER REDDY	INDIAN NATIONAL CONGRESS	H.NO.6-4-114, NAGARJUNA COLONY, NALGONDA-508001
14 BHONGIR	KOMATIREDDY RAJ GOPAL REDDY	INDIAN NATIONAL CONGRESS	H.NO.2-19, B.VELLEMLA VILLAGE, NARKETPALLY MANDAL, NALGONDA DISTRICT.
15 WARANGAL (SC)	RAJAIH SIRICILLA	INDIAN NATIONAL CONGRESS	H. NO. 1-7-300, PRAGATHINAGAR, REVENUE COLONY,HANAMKONDA, WARANGAL DISTRICT
16 MAHABUBABAD (ST)	P. BALRAM	INDIAN NATIONAL CONGRESS	H. NO.8-2-332/1/A/G, BANJARA HILLS, HYDERABAD
17 KHAMMAM	NAMA NAGESWARA RAO	TELUGU DESAM	H.NO.11-4-65/C, NEHRU NAGAR, KHAMMAM
18 ARAKU (ST)	KISHORE CHANDRA SURYANARAYANA DEO VYRICHERLA	INDIAN NATIONAL CONGRESS	FORT KURUPAM, VIZIANAGARAM
19 SRIKAKULAM	KILLI KRUPA RANI	INDIAN NATIONAL CONGRESS	D.NO. 2-227, TEKKALI (V) & (M), SRIKAKULAM DISTRICT
20 VIZIANAGARAM	JHANSI LAXMI BOTCHA	INDIAN NATIONAL CONGRESS	D.NO. 16-3-29, KORADA STREET, VIZIANAGARAM
21 VISAKHAPATNAM	DAGGUBATI PURANDESWARI	INDIAN NATIONAL CONGRESS	3-194, KARAMCHEDU VILLAGE & MANDAL, PRAKASAM DISTRICT

LIST OF ELECTED CANDIDATES TO LOK SABHA FROM ANDHRA PRADESH

Parliamentary Constituency No. & Name		Name of the Elected Candidate	Party Affiliation	Address
22	ANAKAPALLE	SABBAM HARI	INDIAN NATIONAL CONGRESS	50-95-4/11/1, SEETHAMMADHARA, VISAKHAPATNAM-530013
23	KAKINADA	M.M.PALLAMRAJU	INDIAN NATIONAL CONGRESS	D.NO.13-2-41/A, LATCHIRAJU STREET, KAKINADA
24	AMALAPURAM (SC)	G.V.HARSHA KUMAR	INDIAN NATIONAL CONGRESS	D.NO.1-3-44/4, AMALAPURAM
25	RAJAHMUNDRY	ARUNA KUMAR VUNDAVALLI	INDIAN NATIONAL CONGRESS	D NO. 46-5-55, UPPU VEEDHI, JAMPETA, RAJAHMUNDRY (T), EAST GODAVARI DISTRICT.
26	NARSAPURAM	BAPI RAJU KANUMURU	INDIAN NATIONAL CONGRESS	AI BHIMAVARAM VILLAGE, AKIVEEDU MANDAL, WEST GODAVARI DIST
27	ELURU	KAVURI SAMBASIVA RAO	INDIAN NATIONAL CONGRESS	PLOT NO 22, MOTHEVARI THOTA, ELURU, WEST GODAVARI DISTRICT
28	MACHILIPATNAM	KONAKALLA NARAYANA RAO	TELUGU DESAM	18-126, SUKARLABAD, MACHILIPATNAM
29	VIJAYAWADA	LAGADAPATI RAJA GOPAL	INDIAN NATIONAL CONGRESS	D.NO. 32-2-10C, MADHU NAGAR, MOGHALRAJAPURAM, VIJAYAWADA
30	GUNTUR	RAYAPATI SAMBASIVA RAO	INDIAN NATIONAL CONGRESS	H.NO.5-91-26, 4TH LINE, LAKSHMIPURAM, GUNTUR-7
31	NARASARAOPET	MODUGULA VENU GOPALA REDDY	TELUGU DESAM	3-1-34, FLAT NO.202, GOLDEN HOMES, KRISHNA NAGAR, GUNTUR-6
32	BAPATLA (SC)	PANABAKA LAKSHMI	INDIAN NATIONAL CONGRESS	D.NO.25-1-484, POSTAL COLONY, A.K.NAGAR, NELLORE-524004
33	ONGOLE	MAGUNTA SRINIVASULU REDDY	INDIAN NATIONAL CONGRESS	RAMNAGAR, 2ND LANE, ONGOLE, PRAKASAM DISTRICT
34	NANDYAL	S.P.Y.REDDY	INDIAN NATIONAL CONGRESS	HNO.30/726, BOMMALASATRAM, NANDYAL, KURNOOL DISTRICT
35	KURNOOL	KOTLA JAYA SURYA PRAKASH REDDY	INDIAN NATIONAL CONGRESS	DNO.3/29-1, LADDAGIRI VILLAGE, KODUMUR MANDAL, KURNOOL DISTRICT
36	ANANTAPUR	ANANTHA VENKATARAMI REDDY	INDIAN NATIONAL CONGRESS	D.NO: 7-370, COURT ROAD, ANANTAPUR
37	HINDUPUR	KRISTAPPA NIMMALA	TELUGU DESAM	DOOR NO.1-56, MAIN ROAD, GORANTLA (VILLAGE & MANDAL), ANANTAPUR DT.
38	KADAPA	Y.S. JAGAN MOHAN REDDY	INDIAN NATIONAL CONGRESS	D.NO.3-9-77, PULIVENDLA TOWN, KADAPA DISTRICT
39	NELLORE	MEKAPATI RAJAMOHAN REDDY	INDIAN NATIONAL CONGRESS	BRAHMANAPALLI, MARRIPADU MANDAL, SRI POTTI SRIRAMULU NELLORE DISTRICT
40	TIRUPATI (SC)	CHINTA MOHAN	INDIAN NATIONAL CONGRESS	18-1-3/5, RAMACHANDRA NAGAR, TIRUPATI, CHITTOOR DISTRICT
41	RAJAMPET	ANNAYYAGARI SAI PRATHAP	INDIAN NATIONAL CONGRESS	D.NO.5/19, VISWANATHAPURAM (V), C.K.DINNE MANDAL
42	CHITTOOR (SC)	NARAMALLI SIVAPRASAD	TELUGU DESAM	5-61-2, THAMBURAYAN STREET, SATHYAVEDU

**STATEMENT SHOWING THE RESULT OF ELECTION I.E., VOTES SECURED BY THE CANDIDATES
CONTESTED IN EACH PARLIAMENTARY CONSTITUENCY AND REJECTED VOTES ETC.**

Sl. No.	CONSTITUENCY & CANDIDATE NAME	PARTY	VOTES POLLED	RESULT
1-Adilabad (ST)				
1	Rathod Ramesh	Telugu Desam	3,72,268	Declared Elected
2	Kotnak Ramesh	Indian National Congress	2,57,181	
3	Mesram Nago Rao	Praja Rajyam Party	1,12,930	
4	Ade Tukaram	Bharatiya Janata Party	57,931	
5	Rathod Sadashiv Naik	Bahujan Samaj Party	16,471	
6	Banka Sahadevu	Independent	16,441	
7	Ganta Pentanna	Independent	13,378	
8	Nethavat Ramdas	Independent	9,157	
9	Athram Laxman Rao	Independent	7,824	
		VALID VOTES	8,63,581	
		REJECTED VOTES	584	
		TOTAL VOTES POLLED	8,64,165	
		TENDERED VOTES	2	
		TOTAL ELECTORS	11,31,211	
2-Peddapalle (SC)				
1	Dr. G. Vivekanand	Indian National Congress	3,13,748	Declared Elected
2	Gomasa Srinivas	Telangana Rashtra Samithi	2,64,731	
3	Arepelli David Raju	Praja Rajyam Party	1,75,605	
4	Mathangi Narsiah	Bharatiya Janata Party	67,836	
5	Sankanapally Laxmaiah	Independent	20,263	
6	Gajjela Swamy	Bahujan Samaj Party	15,859	
7	Ambala Mahender	Independent	8,364	
8	G. Vinay Kumar	Independent	6,726	
9	Krishna Sabbali	Marxist Communist Party of India (S.S.Srivastava)	5,752	
10	D. Ramulu	Independent	5,511	
11	B. Mallaiah	Independent	4,541	
12	Nallala Kanukaiah	Independent	4,468	
13	A. Kamalamma	Independent	3,938	
14	Gorre Ramesh	Independent	3,414	
15	K. Rajaswari	Independent	3,328	
		VALID VOTES	9,04,084	
		REJECTED VOTES	1,248	
		TOTAL VOTES POLLED	9,05,332	
		TENDERED VOTES	6	
		TOTAL ELECTORS	13,15,642	
3-Karimnagar				
1	Ponnam Prabhakar	Indian National Congress	3,17,927	Declared Elected
2	Vinod Kumar Boinpally	Telangana Rashtra Samithi	2,67,684	
3	Rajender Rao Velichala	Praja Rajyam Party	1,75,582	
4	Chandupatla Janga Reddy	Bharatiya Janata Party	1,22,337	
5	Gattaiah Yadav Barige	Independent	26,026	
6	Viresham Nalimela	Bahujan Samaj Party	16,332	
7	B.Suresh	Independent	12,668	
8	T. Srimannarayana	Pyramid Party of India	9,871	
9	Kandem Prabhakar	Independent	8,062	
10	Korivi Venugopal	Independent	7,520	
11	Panakanti Satish Kumar	Independent	6,558	
12	Ravinder Peddi	Independent	5,851	
13	Gaddam Raji Reddy	Independent	5,205	
14	LingampallySrinivas Reddy	Marxist Communist Party of India (S.S.Srivastava)	4,399	
15	Ragula Ramulu	Republican Party of India (A)	3,279	
		VALID VOTES	9,89,301	
		REJECTED VOTES	1,345	
		TOTAL VOTES POLLED	9,90,646	
		TENDERED VOTES	0	
		TOTAL ELECTORS	14,96,211	

**STATEMENT SHOWING THE RESULT OF ELECTION I.E., VOTES SECURED BY THE CANDIDATES
CONTESTED IN EACH PARLIAMENTARY CONSTITUENCY AND REJECTED VOTES ETC.**

Sl. No.	CONSTITUENCY & CANDIDATE NAME	PARTY	VOTES POLLED	RESULT
	4-Nizamabad			
1	Madhu Yashki Goud	Indian National Congress	2,96,504	Declared Elected
2	Bigala Ganesh Gupta	Telangana Rashtra Samithi	2,36,114	
3	P. Vinay Kumar	Praja Rajyam Party	1,65,790	
4	Dr. Bapu Reddy	Bharatiya Janata Party	1,13,756	
5	Yedla Ramu	Bahujan Samaj Party	15,144	
6	Rapelly Srinivas	Independent	13,503	
7	Duddempudi Sambasiva Rao Choudary	Lok Satta Party	11,649	
8	Dr. V. Sathyanarayana Murthy	Pyramid Party of India	10,296	
9	Kandem Prabhakar	Independent	9,292	
10	S. Sujatha	Trilinga Praja Pragati Party	6,385	
11	Gaddam Srinivas	Independent	6,304	
12	Aaris Mohammed	Independent	4,774	
		VALID VOTES	8,89,511	
		REJECTED VOTES	1,997	
		TOTAL VOTES POLLED	8,91,508	
		TENDERED VOTES	13	
		TOTAL ELECTORS	13,33,271	
	5-Zaheerabad			
1	Suresh Kumar Shetkar	Indian National Congress	3,95,767	Declared Elected
2	Syed Yousuf Ali	Telangana Rashtra Samithi	3,78,360	
3	Malkapuram Shiva Kumar	Praja Rajyam Party	1,12,792	
4	Chengal Baganna	Bharatiya Janata Party	50,189	
5	Basava Raj Patil	Independent	22,256	
6	Benjamin Raju	Indian Justice Party	18,196	
7	M. Vishnu Mudiraj	Bahujan Samaj Party	13,598	
8	Mallesh Ravinder Reddy	Lok Satta Party	13,468	
9	Powar Singh Hatti Singh	Independent	6,920	
10	Chitta Rajeshwar Rao	Independent	5,744	
		VALID VOTES	10,17,290	
		REJECTED VOTES	82	
		TOTAL VOTES POLLED	10,17,372	
		TENDERED VOTES	0	
		TOTAL ELECTORS	13,59,566	
	6-Medak			
1	Vijaya Shanthi M	Telangana Rashtra Samithi	3,88,839	Declared Elected
2	Narendra Nath C.	Indian National Congress	3,82,762	
3	Khaja Quayum Anwar	Praja Rajyam Party	1,20,812	
4	P. Niroop Reddy	Bharatiya Janata Party	69,027	
5	Kundeti Ravi	Independent	38,714	
6	Y. Shankar Goud	Bahujan Samaj Party	22,097	
7	K. Sudheer Reddy	Lok Satta Party	19,395	
8	Kovuri Prabhakar	Pyramid Party of India	11,225	
9	D. Yadeshwar	Bahujan Samaj Party (Ambedkar-Phule)	7,401	
		VALID VOTES	10,60,272	
		REJECTED VOTES	1,721	
		TOTAL VOTES POLLED	10,61,993	
		TENDERED VOTES	0	
		TOTAL ELECTORS	13,89,721	

**STATEMENT SHOWING THE RESULT OF ELECTION I.E., VOTES SECURED BY THE CANDIDATES
CONTESTED IN EACH PARLIAMENTARY CONSTITUENCY AND REJECTED VOTES ETC.**

Sl. No.	CONSTITUENCY & CANDIDATE NAME	PARTY	VOTES POLLED	RESULT
	7-Malkajgiri			
1	Sarvey Sathyanarayana	Indian National Congress	3,88,368	Declared Elected
2	Bheemsen. T	Telugu Desam	2,95,042	
3	T. Devender Goud	Praja Rajyam Party	2,38,886	
4	Indrasena Reddy Nallu	Bharatiya Janata Party	1,30,206	
5	Dr. Lavu Rathaiah (Vignan)	Lok Satta Party	1,09,036	
6	Koyaikar Bhojraj	Independent	6,253	
7	M. Babu Rao Padmashali	Bahujan Samaj Party	5,951	
8	S.D. Krishna Murthy	Trilinga Praja Pragati Party	5,314	
9	Lt.Col.(Retd) Duserla Papa Raidu	Independent	4,270	
10	N.V. Rama Reddy	Pyramid Party of India	4,054	
11	K. Srinivasa Raju	Independent	3,735	
12	Narender Kumbala	Bharat Punarnirman Dal	3,237	
13	Mahammed Mansoor Ali	Independent	2,437	
14	Kante Kanakaiah Gangaputra	Independent	2,175	
15	Chennuri Venkata Subba Rao	Independent	2,066	
16	Lion C. Francis. M.J.F.	Samajwadi Party	1,347	
17	Jajula Bhaskar	Independent	1,227	
18	Prathani Ramakrishna	Rashtriya Kranthikari Samajwadi Party	1,164	
19	S.Victor	Independent	946	
		VALID VOTES	12,05,714	
		REJECTED VOTES	509	
		TOTAL VOTES POLLED	12,06,223	
		TENDERED VOTES	49	
		TOTAL ELECTORS	23,43,050	
	8-Secunderabad			
1	Anjan Kumar Yadav. M	Indian National Congress	3,40,549	Declared Elected
2	Bandaru Dattatreya	Bharatiya Janata Party	1,70,382	
3	Srinivasa Sudhish Rambhotla	Telugu Desam	1,35,604	
4	Dr. Dasoju Sravan Kumar	Praja Rajyam Party	91,414	
5	C.V.L. Narasimha Rao	Lok Satta Party	52,641	
6	M.D. Mahmood Ali	Telangana Rashtra Samithi	33,144	
7	Abdus Sattar Mujahed	Muslim League Kerala State Committee	18,720	
8	Imdad Jah	Ambedkar National Congress	3,095	
9	B. Gopala Krishna	Independent	2,655	
10	Ambati Krishna Murthy	Independent	2,299	
11	M. Venkatesh	Bahujan Samaj Party	2,275	
12	P. Damoder Reddy	Pyramid Party of India	1,889	
13	Baber Ali Khan	Independent	1,543	
14	CH. Murahari	Independent	1,406	
15	S. Devaiah	Trilinga Praja Pragati Party	1,386	
16	K. Srinivasa Chari	Independent	964	
17	Devi Das Rao Ghodke	Independent	949	
18	M. Bhagya Matha	Independent	878	
19	Aseervadam Lellapalli	Independent	871	
20	Shiraz Khan	United Women Front	699	
21	Dr. Polishetty Ram Mohan	Samata Party	663	
22	MD. Osman Qureshee	Ajeya Bharat Party	539	
23	G. Rajaiah	Independent	473	
		VALID VOTES	8,65,038	
		REJECTED VOTES	319	
		TOTAL VOTES POLLED	8,65,357	
		TENDERED VOTES	58	
		TOTAL ELECTORS	15,74,818	

**STATEMENT SHOWING THE RESULT OF ELECTION I.E., VOTES SECURED BY THE CANDIDATES
CONTESTED IN EACH PARLIAMENTARY CONSTITUENCY AND REJECTED VOTES ETC.**

Sl. No.	CONSTITUENCY & CANDIDATE NAME	PARTY	VOTES POLLED	RESULT
	9-Hyderabad			
1	Asaduddin Owaisi	All India Majlis-E-Ittehadul Muslimeen	3,08,061	Declared Elected
2	Zahid Ali Khan	Telugu Desam	1,94,196	
3	P. Laxman Rao Goud	Indian National Congress	93,917	
4	Satish Agarwal	Bharatiya Janata Party	75,503	
5	Fatima. A	Praja Rajyam Party	24,433	
6	P. Venkateswara Rao	Pyramid Party of India	13,085	
7	MD. Osman	Independent	2,791	
8	Samy Mohammed	Bahujan Samaj Party	2,149	
9	M.A Basith	Independent	2,130	
10	S. Gopal Singh	Akhil Bharatiya Jan Sangh	2,049	
11	B. Ravi Yadav	Independent	2,008	
12	D. Surender	Trilinga Praja Pragati Party	1,713	
13	Taher Kamal Khundmiri	Janata Dal (Secular)	1,620	
14	MA. Habeeb	Independent	1,132	
15	Syed Abdul Gaffer	Independent	1,037	
16	Zahid Ali Khan	Independent	953	
17	Altaf Ahmed Khan	Independent	797	
18	N. L. Srinivas	Independent	771	
19	Al-Kasary Moullim Mohsin Hussain	Independent	655	
20	M.A. Quddus Ghori	Independent	558	
21	Sardar Singh	Independent	523	
22	M. A. Sattar	Independent	522	
23	D. Sadanand	Independent	505	
		VALID VOTES	7,31,108	
		REJECTED VOTES	864	
		VOTES NOT RETRIEVED FROM EVM	240	
		TOTAL VOTES POLLED	7,32,212	
		TENDERED VOTES	102	
		TOTAL ELECTORS	13,93,242	
	10-Chevella			
1	Jaipal Reddy Sudini	Indian National Congress	4,20,807	Declared Elected
2	A. P. Jithender Reddy	Telugu Desam	4,02,275	
3	Baddam Bal Reddy	Bharatiya Janata Party	1,12,701	
4	Kummari Giri	Pyramid Party of India	37,076	
5	Dr.B. Raghuvveer Reddy	Lok Satta Party	35,600	
6	Kasani Gnaneswar	Mana Party	19,996	
7	S. Malla Reddy	Independent	14,217	
8	Laxminarayana	Independent	9,638	
9	Sama Srinivasulu	Great India Party	8,618	
10	Sayamolla Narsimulu	Independent	8,472	
11	C. Srinivas Rao	Bahujan Samaj Party	4,439	
12	Venkatram Naik	Independent	3,581	
13	Dasari Sarala Devi	Marxist Communist Party of India (S.S.Srivastava)	3,292	
14	Rameshwaram Jangaiah	Independent	2,181	
15	G. Mallesham Goud	Independent	2,107	
		VALID VOTES	10,85,000	
		REJECTED VOTES	1,510	
		TOTAL VOTES POLLED	10,86,510	
		TENDERED VOTES	0	
		TOTAL ELECTORS	16,81,664	

**STATEMENT SHOWING THE RESULT OF ELECTION I.E., VOTES SECURED BY THE CANDIDATES
CONTESTED IN EACH PARLIAMENTARY CONSTITUENCY AND REJECTED VOTES ETC.**

Sl. No.	CONSTITUENCY & CANDIDATE NAME	PARTY	VOTES POLLED	RESULT
	11-Mahabubnagar			
1	K.Chandrasekhar Rao	Telangana Rashtra Samithi	3,66,569	Declared Elected
2	Devarakonda Vittal Rao	Indian National Congress	3,46,385	
3	Kuchakulla Yadagiri Reddy	Bharatiya Janata Party	57,955	
4	B. Balaraju Goud	Mana Party	19,261	
5	Gangapuri Ravindar Goud	Independent	13,996	
6	Palem Sudharshan Goud	Bahujan Samaj Party	13,593	
7	Karre Jangaiah	Independent	11,268	
8	Budiga Jangam Laxmamma	Independent	9,814	
9	Asirvadam	Great India Party	9,543	
10	Mohammad Ghouse Moinuddin	Independent	8,298	
11	Abdul Kareem Khaja Mohammed	Lok Satta Party	7,412	
12	Chennam Setty Dasaratha Ramulu Holey Dasari	Independent	6,873	
13	B.Seenaiah Goud	Independent	6,351	
14	V. Venkateshwarlu	Independent	4,071	
15	Gajja Narsimhulu	Independent	3,740	
16	Kolla Venkatesh Madiga	Trilinga Praja Pragati Party	3,067	
17	Yetty Lingaiah	Independent	2,977	
18	Ushan Sathyamma	Independent	2,966	
19	Kandur Kurmaiah	Independent	2,947	
20	Nagender Reddy. K.	Independent	2,828	
21	Pandu	Independent	2,718	
22	K.Narsimulu	Independent	2,663	
23	Muniswamy C.R	Samajwadi Janata Party (Rashtriya)	2,603	
24	Yetti Chinna Yenkaiah	Independent	2,426	
25	Gundala Vijayalakshmi	Pyramid Party of India	2,286	
26	Raikanti Ramadas Madiga	Independent	2,164	
27	M.A. Jabbar	Independent	2,084	
28	Usain Rangamma	Independent	2,000	
29	Depally Maisaiah	Independent	1,974	
30	Depalle Sayanna	Independent	1,937	
31	Rajesh Naik	Independent	1,893	
32	Mala Jangilamma	Independent	1,854	
		VALID VOTES	9,26,516	
		REJECTED VOTES	906	
		TOTAL VOTES POLLED	9,27,422	
		TENDERED VOTES	2	
		TOTAL ELECTORS	13,68,868	
	12-Nagarkurnool (SC)			
1	Dr. Manda Jagannath	Indian National Congress	4,22,745	Declared Elected
2	Guvvala Balaraju	Telangana Rashtra Samithi	3,74,978	
3	Devani Satyanarayana	Praja Rajyam Party	62,216	
4	Dr. T. Ratnakara	Bharatiya Janata Party	49,696	
5	Sirigiri Mannem	Independent	36,533	
6	Hanumanthu	Independent	20,899	
7	N. Kurumaiah	Independent	15,782	
8	Tangirala Paramjyothi	Bahujan Samaj Party	11,830	
9	A.V. Shiva Kumar	Independent	7,708	
10	G. Vidyasagar	Lok Satta Party	7,225	
11	S.P. Ferry Roy	Pyramid Party of India	6,575	
12	Buddula Srinivas	Independent	5,425	
13	Anaposala Venkatesh	Independent	3,755	
		VALID VOTES	10,25,367	
		REJECTED VOTES	1,077	
		TOTAL VOTES POLLED	10,26,444	
		TENDERED VOTES	21	
		TOTAL ELECTORS	14,60,484	

**STATEMENT SHOWING THE RESULT OF ELECTION I.E., VOTES SECURED BY THE CANDIDATES
CONTESTED IN EACH PARLIAMENTARY CONSTITUENCY AND REJECTED VOTES ETC.**

Sl. No.	CONSTITUENCY & CANDIDATE NAME	PARTY	VOTES POLLED	RESULT
	13-Nalgonda			
1	Gutha Sukender Reddy	Indian National Congress	4,93,849	Declared Elected
2	Suravaram Sudhakar Reddy	Communist Party of India	3,40,867	
3	Paduri Karuna	Praja Rajyam Party	1,50,275	
4	Vedire Sriram Reddy	Bharatiya Janata Party	22,590	
5	A.Nageshwar Rao	Pyramid Party of India	12,437	
6	Marry Nehemiah	Independent	11,722	
7	Shaik Ahmed	Independent	10,687	
8	Bolusani Krishnaiah	Independent	9,489	
9	Nazeeruddin	Bahujan Samaj Party	9,371	
10	K.V.Srinivasa Charyulu	Independent	4,401	
11	Daida Lingaiah	Independent	3,837	
12	Yalagandula Ramu	Independent	3,778	
13	Bolla Karunakar	Independent	2,920	
14	Md. Nazeemuddin	Independent	2,475	
		VALID VOTES	10,78,698	
		REJECTED VOTES	491	
		TOTAL VOTES POLLED	10,79,189	
		TENDERED VOTES	19	
		TOTAL ELECTORS	14,55,016	
	14-Bhongir			
1	Komati Reddy Raj Gopal Reddy	Indian National Congress	5,04,103	Declared Elected
2	Nomula Narsimhaiah	Communist Party of India (Marxist)	3,64,215	
3	Chandra Mouli Gandam	Praja Rajyam Party	1,04,872	
4	Chintha Samba Murthy	Bharatiya Janata Party	45,898	
5	Sirupangi Ramulu	Independent	28,486	
6	Rupani Ramesh Vaddera	Independent	14,903	
7	Gummi Bakka Reddy	Independent	14,112	
8	Siddhartha Phooley	Bahujan Samaj Party	11,976	
9	Racha Subhadra Reddy	Lok Satta Party	10,866	
10	Palla Prabhakar Reddy	Pyramid Party of India	8,355	
11	Sangu Mallayya	Independent	5,980	
12	Medi Narsimha	Independent	4,378	
13	Mamidigalla John Babu	Independent	4,368	
14	Poosa Bala Kishan Besta	Independent	2,784	
15	Peruka Anjaiah	Independent	2,494	
		VALID VOTES	11,27,790	
		REJECTED VOTES	1,181	
		VOTES NOT RETRIEVED FROM EVM	450	
		TOTAL VOTES POLLED	11,29,421	
		TENDERED VOTES	15	
		TOTAL ELECTORS	14,78,391	
	15-Warangal (SC)			
1	Rajaiah Siricilla	Indian National Congress	3,96,568	Declared Elected
2	Ramagalla Parameshwar	Telangana Rashtra Samithi	2,71,907	
3	Dommati Sambaiah	Telugu Desam	1,35,697	
4	Dr. Chandragiri Rajamouly	Praja Rajyam Party	1,08,390	
5	Jayapal. V	Bharatiya Janata Party	36,064	
6	Pakala Devadanam	Independent	17,190	
7	Ballepu Venkat Narsinga Rao	Lok Satta Party	15,521	
8	D. Sridhar Rao	Independent	13,323	
9	Damera Mogili	Independent	9,477	
10	Ontela Mondaiah	Pyramid Party of India	6,728	
11	Lalaiah. P	Bahujan Samaj Party	5,798	
12	Ganapuram Somaiah	Independent	5,283	
13	Dubasi Narasing	Independent	4,289	
14	Kannam Venkanna	Independent	2,369	
15	Krishnadi Srilatha	Independent	1,921	
		VALID VOTES	10,30,525	
		REJECTED VOTES	647	
		TOTAL VOTES POLLED	10,31,172	
		TENDERED VOTES	2	
		TOTAL ELECTORS	14,86,617	

**STATEMENT SHOWING THE RESULT OF ELECTION I.E., VOTES SECURED BY THE CANDIDATES
CONTESTED IN EACH PARLIAMENTARY CONSTITUENCY AND REJECTED VOTES ETC.**

Sl. No.	CONSTITUENCY & CANDIDATE NAME	PARTY	VOTES POLLED	RESULT
	16-Mahaboobabad (ST)			
1	P. Balram	Indian National Congress	3,94,447	Declared Elected
2	Kunja Srinivasa Rao	Communist Party of India	3,25,490	
3	D. T. Naik	Praja Rajyam Party	1,45,299	
4	Kechela Ranga Reddy	Independent	43,164	
5	P. Satyanarayana	Independent	19,588	
6	B.Dilip	Bharatiya Janata Party	16,610	
7	Banoth Molchand	Lok Satta Party	11,303	
8	Gummadi Pullaiah	Bahujan Samaj Party	10,882	
9	Podem Sammaiah	Pyramid Party of India	10,710	
10	Padiga Yerraiah	Independent	7,634	
11	Datla Nageswar Rao	Independent	6,163	
12	Kalthi Veeraswamy	Independent	5,112	
		VALID VOTES	9,96,402	
		REJECTED VOTES	1,413	
		TOTAL VOTES POLLED	9,97,815	
		TENDERED VOTES	13	
		TOTAL ELECTORS	12,65,396	
	17-Khammam			
1	Nama Nageswara Rao	Telugu Desam	4,69,368	Declared Elected
2	Renuka Chowdhury	Indian National Congress	3,44,920	
3	Jalagam Hemamalini	Praja Rajyam Party	1,31,135	
4	Avula Venkateswarlu	Independent	23,325	
5	Jupelli Satyanarayana	Lok Satta Party	12,143	
6	Banoth Laxma Naik	Independent	11,642	
7	Mallavarapu Jeremiah	Independent	10,190	
8	Kapilavai Ravinder	Bharatiya Janata Party	9,644	
9	Thondapu Venkateswara Rao	Bahujan Samaj Party	6,302	
10	Chanda Lingaiah	Independent	4,543	
11	Danda Lingaiah	Independent	3,893	
12	Manukonda Raghuram Prasad	Pyramid Party of India	3,868	
13	Shaik Madar Saheb	Trilinga Praja Pragati Party	3,036	
		VALID VOTES	10,34,009	
		REJECTED VOTES	523	
		TOTAL VOTES POLLED	10,34,532	
		TENDERED VOTES	39	
		TOTAL ELECTORS	12,59,815	
	18-Araku (ST)			
1	Kishore Chandra Suryanarayana Deo	Indian National Congress	3,60,458	Declared Elected
2	Midiyam Babu Rao	Communist Party of India (Marxist)	1,68,014	
3	Meenaka Simhachalam	Praja Rajyam Party	1,28,649	
4	Jayalakshmi Shambudu	Independent	27,758	
5	Lake Raja Rao	Bahujan Samaj Party	24,331	
6	Kurusa Bojjiah	Bharatiya Janata Party	23,093	
7	Appa Rao Kinjedi	Independent	15,851	
8	Vadigala Pentayya	Lok Satta Party	13,886	
9	Illa Rami Reddy	Independent	12,086	
10	Gadugu Balayya Dora	Rashtriya Janata Dal	10,450	
11	Arika Gumpa Swamy	Independent	7,791	
		VALID VOTES	7,92,367	
		REJECTED VOTES	426	
		TOTAL VOTES POLLED	7,92,793	
		TENDERED VOTES	6	
		TOTAL ELECTORS	11,82,514	

**STATEMENT SHOWING THE RESULT OF ELECTION I.E., VOTES SECURED BY THE CANDIDATES
CONTESTED IN EACH PARLIAMENTARY CONSTITUENCY AND REJECTED VOTES ETC.**

Sl. No.	CONSTITUENCY & CANDIDATE NAME	PARTY	VOTES POLLED	RESULT
	19-Srikakulam			
1	Killi Krupa Rani	Indian National Congress	3,87,694	Declared Elected
2	Yerrannaidu Kinjarapu	Telugu Desam	3,04,707	
3	Kalyani Varudu	Praja Rajyam Party	1,81,100	
4	Nanda Prasada Rao	Pyramid Party of India	17,850	
5	Tankala Sudhakara Rao	Bahujan Samaj Party	15,584	
6	Duppala Ravindra Babu	Bharatiya Janata Party	11,837	
		VALID VOTES	9,18,772	
		REJECTED VOTES	1,510	
		TOTAL VOTES POLLED	9,20,282	
		TENDERED VOTES	0	
		TOTAL ELECTORS	12,26,125	
	20-Vizianagaram			
1	Jhansi Lakshmi Botcha	Indian National Congress	4,11,584	Declared Elected
2	Appalanaidu Kondapalli	Telugu Desam	3,51,013	
3	Kimidi Ganapathi Rao	Praja Rajyam Party	1,72,034	
4	Pakalapati Sanyasi Raju	Bharatiya Janata Party	25,239	
5	Venkata Satyanarayana Raghumanda	Bharateeya Sadharma Samasthapana Party	15,948	
6	Varri Maheswara Rao	Independent	12,361	
7	Datla Satya Appala Sivanandha Raju	Lok Satta Party	11,525	
8	L. K. Jain	Pyramid Party of India	10,353	
9	Gottapu Chinnam Naidu	Bahujan Samaj Party	9,768	
		VALID VOTES	10,19,825	
		REJECTED VOTES	43	
		TOTAL VOTES POLLED	10,19,868	
		TENDERED VOTES	0	
		TOTAL ELECTORS	13,23,238	
	21-Visakhapatnam			
1	Daggubati Purandeshwari	Indian National Congress	3,68,812	Declared Elected
2	Palla Srinivasa Rao	Praja Rajyam Party	3,02,126	
3	Dr. M. V. V. S. Murthi	Telugu Desam	2,23,117	
4	M T Venkateshwaralu	Lok Satta Party	39,363	
5	D.V.Subbarao	Bharatiya Janata Party	30,336	
6	Apparao Gologana	Independent	9,670	
7	I. M. Ahmed	Bahujan Samaj Party	8,838	
8	D. Bharathi	Pyramid Party of India	5,896	
9	Rangaraju Kalidindi	Independent	5,797	
10	Ramesh Lanka	Bharateeya Sadharma Samasthapana Party	5,347	
11	Bethala Kegiya Rani	Bahujan Samaj Party (Ambedkar-Phule)	3,297	
12	Bandam Venkat Rao Yadav	Independent	2,660	
13	D. V. Ramana (Vasu Master)	Trilinga Praja Pragati Party	2,493	
14	Yaddanapudi Ranga Rao	Independent	2,314	
15	Yalamanchili Prasad	Independent	2,195	
		VALID VOTES	10,12,261	
		REJECTED VOTES	2,316	
		TOTAL VOTES POLLED	10,14,577	
		TENDERED VOTES	29	
		TOTAL ELECTORS	13,87,482	

**STATEMENT SHOWING THE RESULT OF ELECTION I.E., VOTES SECURED BY THE CANDIDATES
CONTESTED IN EACH PARLIAMENTARY CONSTITUENCY AND REJECTED VOTES ETC.**

Sl. No.	CONSTITUENCY & CANDIDATE NAME	PARTY	VOTES POLLED	RESULT
	22-Anakapalle			
1	Sabbam Hari	Indian National Congress	3,69,968	Declared Elected
2	Nookarapu Surya Prakasa Rao	Telugu Desam	3,17,056	
3	Allu Aravind	Praja Rajyam Party	2,94,183	
4	Appa Rao Kirla	Bharatiya Janata Party	18,493	
5	Nanda Gopal Gandham	Independent	12,322	
6	Pulamarasetti Venkata Ramana	Pyramid Party of India	9,978	
7	Pathala Satya Rao	Independent	9,218	
8	Venkata Ramana Babu Pilla	Bahujan Samaj Party	6,964	
9	Bheemiseti Nageswararao	Rashtriya Janata Dal	6,578	
10	Boyina Nageswara Rao	Janata Dal (United)	3,394	
		VALID VOTES	10,48,154	
		REJECTED VOTES	1,053	
		TOTAL VOTES POLLED	10,49,207	
		TENDERED VOTES	19	
		TOTAL ELECTORS	13,31,695	
	23-Kakinada			
1	M.M.Pallamraju	Indian National Congress	3,23,607	Declared Elected
2	Chalamalasetty Sunil	Praja Rajyam Party	2,89,563	
3	Vasamsetty Satya	Telugu Desam	2,58,046	
4	Aluri Vijaya Lakshmi	Lok Satta Party	17,904	
5	Badampudi Baburao	Independent	15,532	
6	Bikkina Visweswara Rao	Bharatiya Janata Party	14,861	
7	Danam Lazar Babu	Independent	9,188	
8	Dommeti Sudhakar	Bahujan Samaj Party	7,716	
9	Gali Satyavathi	Republican Party Of India	7,263	
10	Namala Satyanarayana	Rajyadhikara Party	5,287	
11	Gidla Simhachalam	Rashtriya Dehat Morcha Party	4,108	
12	Udaya Kumar Kondepudi	Trilinga Praja Pragati Party	3,874	
13	Bugatha Bangarrao	Communist Party of India (Marxist-Leninist) (Liberation)	3,076	
14	N.Pallamraju	Ajeya Bharat Party	2,289	
15	Chaganti Surya Narayana Murthy	Independent	1,866	
16	Akay Suryanarayana	Independent	1,390	
		VALID VOTES	9,65,570	
		REJECTED VOTES	1,724	
		TOTAL VOTES POLLED	9,67,294	
		TENDERED VOTES	0	
		TOTAL ELECTORS	12,65,094	
	24-Amalapuram (SC)			
1	G.V.Harsha Kumar	Indian National Congress	3,68,501	Declared Elected
2	Pothula Prameela Devi	Praja Rajyam Party	3,28,496	
3	Gedela Varalakshmi	Telugu Desam	2,64,524	
4	Akumarthi Suryanarayana	Trilinga Praja Pragati Party	17,999	
5	Kommabattula Uma Maheswara Rao	Bharatiya Janata Party	12,730	
6	Yalangi Ramesh	Independent	7,675	
7	Bheemarao Ramji Muthabathula	Pyramid Party of India	7,261	
8	Kiran Kumar Binepe	Praja Bharath Party	4,810	
9	Geddampada Sampada Rao	Bahujan Samaj Party	4,732	
10	P.V.Chakravarthi	Republican Party of India (Khobragade)	4,480	
11	Masa Ramadasu	Rashtriya Dehat Morcha Party	2,557	
		VALID VOTES	10,23,765	
		REJECTED VOTES	44	
		TOTAL VOTES POLLED	10,23,809	
		TENDERED VOTES	22	
		TOTAL ELECTORS	12,75,287	

**STATEMENT SHOWING THE RESULT OF ELECTION I.E., VOTES SECURED BY THE CANDIDATES
CONTESTED IN EACH PARLIAMENTARY CONSTITUENCY AND REJECTED VOTES ETC.**

Sl. No.	CONSTITUENCY & CANDIDATE NAME	PARTY	VOTES POLLED	RESULT
	25-Rajahmundry			
1	Aruna Kumar Vundavalli	Indian National Congress	3,57,449	Declared Elected
2	M.Murali Mohan	Telugu Desam	3,55,302	
3	Uppalapati Venkata Krishnam Raju	Praja Rajyam Party	2,53,437	
4	Dr.Paladugu Chandra Mouli	Lok Satta Party	13,418	
5	Sanaboina Subhalakshmi	Independent	7,396	
6	Somu Veerraju	Bharatiya Janata Party	7,123	
7	Vajrapu Koteswara Rao	Bahujan Samaj Party	5,805	
8	Vasamsetty Nageswara Rao	Independent	5,219	
9	Meda Srinivas	Rashtriya Praja Congress (Secular)	3,980	
10	Medapati Papireddy	Trilinga Praja Pragati Party	2,869	
11	Datla Raya Jagapathi Raju	Pyramid Party Of India	2,437	
12	Mushini Ramakrishna Rao	Independent	1,972	
13	Paramata Ganeswara Rao	Independent	1,413	
		VALID VOTES	10,17,820	
		REJECTED VOTES	942	
		TOTAL VOTES POLLED	10,18,762	
		TENDERED VOTES	4	
		TOTAL ELECTORS	12,60,974	
	26-Narsapuram			
1	Bapiraju Kanumuru	Indian National Congress	3,89,422	Declared Elected
2	Thota Sita Rama Lakshmi	Telugu Desam	2,74,732	
3	Gobbala Tammaiah	Praja Rajyam Party	2,67,058	
4	Manorama Sanku	Lok Satta Party	13,972	
5	Bhupathiraju Srinivasa Varma	Bharatiya Janata Party	11,941	
6	Alluri Yugandhara Raju	Pyramid Party Of India	9,369	
7	Kalidindi Venkata Kasi Viswanadha Raju	Bahujan Samaj Party	8,944	
8	Kalidindi Bhimaraju	Independent	7,012	
9	Navundru Rajendra Prasad	Bharatheeya Sadharma Samasthapana Party	6,016	
10	Manthena Venkata Raju	Rashtriya Dehat Morcha Party	2,494	
		VALID VOTES	9,90,960	
		REJECTED VOTES	1,445	
		TOTAL VOTES POLLED	9,92,405	
		TENDERED VOTES	29	
		TOTAL ELECTORS	11,73,138	
	27-Eluru			
1	Kavuri Sambasiva Rao	Indian National Congress	4,23,777	Declared Elected
2	Maganti Venkateswara Rao (Babu)	Telugu Desam	3,80,994	
3	K.P.Reddaiah Yadav	Praja Rajyam Party	2,25,928	
4	Y.V.S.V.Prasada Rao (Yerneni Prasada Rao)	Pyramid Party Of India	12,193	
5	Dowluri Govardhan	Independent	9,795	
6	Koduri Venkata Subba Raju	Bharatiya Janata Party	8,361	
7	Pillelli Sunil	Bahujan Samaj Party	5,151	
8	Tanuku Sekhar	Independent	3,012	
9	Dodda Kameswara Rao	Independent	3,005	
10	S.N.Raju	Marxist Communist Party Of India (S.S.Srivastava)	2,479	
11	Siriki Srinivas	Rashtriya Dehat Morcha Party	2,196	
12	Kasi Naidu Kammili	Independent	2,097	
		VALID VOTES	10,78,988	
		REJECTED VOTES	74	
		TOTAL VOTES POLLED	10,79,062	
		TENDERED VOTES	26	
		TOTAL ELECTORS	12,75,575	

**STATEMENT SHOWING THE RESULT OF ELECTION I.E., VOTES SECURED BY THE CANDIDATES
CONTESTED IN EACH PARLIAMENTARY CONSTITUENCY AND REJECTED VOTES ETC.**

Sl. No.	CONSTITUENCY & CANDIDATE NAME	PARTY	VOTES POLLED	RESULT
	28-Machilipatnam			
1	Konakalla Narayana Rao	Telugu Desam	4,09,936	Declared Elected
2	Badiga Ramakrishna	Indian National Congress	3,97,480	
3	Chennamsetti Ramachandraiah	Praja Rajyam Party	1,86,921	
4	Yenduri Subramanyeswara Rao (Mani)	Independent	12,775	
5	Koppula Venkateswara Rao	Lok Satta Party	12,022	
6	Bhogadi Rama Devi	Bharatiya Janata Party	10,721	
7	Chigurupati Ramalingeswara Rao	Bahujan Samaj Party	5,844	
8	Vara Lakshmi Koneru	Pyramid Party Of India	5,471	
9	G.V.Nageswara Rao	Independent	2,611	
10	Yarlagadda Rama Mohan Rao	Bharatheeya Sadharma Samasthapana Party	2,124	
		VALID VOTES	10,45,905	
		REJECTED VOTES	617	
		TOTAL VOTES POLLED	10,46,522	
		TENDERED VOTES	17	
		TOTAL ELECTORS	12,51,053	
	29-Vijayawada			
1	Lagadapati Raja Gopal	Indian National Congress	4,29,394	Declared Elected
2	Vamsi Mohan Vallabhaneni	Telugu Desam	4,16,682	
3	Rajiv Chanumolu	Praja Rajyam Party	1,64,666	
4	Devineni Kishore Kumar	Lok Satta Party	20,880	
5	Laka Vengala Rao Yadav	Bharatiya Janata Party	15,951	
6	Boppa Venkateswara Rao	Independent	6,978	
7	Bolisetty Hari Babu	Independent	5,608	
8	Veerla Sanjeeva Rao	Independent	4,615	
9	Sistla Narasimha Murthy	Bahujan Samaj Party	4,585	
10	Raghava Rao Jakka	Pyramid Party Of India	3,227	
11	Senapathi Chiranjeevi	Independent	2,803	
12	Jakka Taraka Mallikarjuna Rao	Independent	2,419	
13	Appikatla Jawahar	Independent	1,931	
14	Shaik Mastan	Independent	1,884	
15	Devarasetty Ravindra Babu	Independent	1,596	
16	Baipudi Nageswara Rao	Independent	1,400	
17	Venkata Rao. P	Independent	1,033	
18	Perupogu Venkateswara Rao	Independent	927	
19	Krishna Murthy Sunkara	Independent	868	
20	Devireddy Ravindranatha Reddy	Independent	850	
		VALID VOTES	10,88,297	
		REJECTED VOTES	452	
		TOTAL VOTES POLLED	10,88,749	
		TENDERED VOTES	35	
		TOTAL ELECTORS	14,02,315	
	30-Guntur			
1	Rayapati Sambasiva Rao	Indian National Congress	4,03,937	Declared Elected
2	Madala Rajendra	Telugu Desam	3,64,582	
3	Thota Chandrasekhar	Praja Rajyam Party	2,27,764	
4	Amanulla Khan	Lok Satta Party	17,362	
5	Yadlapati Swarupa Rani	Bharatiya Janata Party	10,797	
6	Mallela Babu Rao	Bahujan Samaj Party	7,385	
7	Srinivasa Rao Thotakura	Ajeya Bharat Party	4,739	
8	Velagapudi Lakshmana Rao	Pyramid Party Of India	3,234	
9	Yarrakula Tulasi Ram Yadav	Samajwadi Party	2,589	
10	Kommanaboina Lakshmaiah	Rajyadhikara Party	2,342	
		VALID VOTES	10,44,731	
		REJECTED VOTES	271	
		TOTAL VOTES POLLED	10,45,002	
		TENDERED VOTES	0	
		TOTAL ELECTORS	13,65,177	

**STATEMENT SHOWING THE RESULT OF ELECTION I.E., VOTES SECURED BY THE CANDIDATES
CONTESTED IN EACH PARLIAMENTARY CONSTITUENCY AND REJECTED VOTES ETC.**

Sl. No.	CONSTITUENCY & CANDIDATE NAME	PARTY	VOTES POLLED	RESULT
	31-Narsaraopet			
1	Modugula Venu Gopala Reddy	Telugu Desam	4,63,358	Declared Elected
2	Balashowry Vallabhaneni	Indian National Congress	4,61,751	
3	Shaik Syed Saheb	Praja Rajyam Party	1,14,924	
4	Bejjam Ratnakara Rao	Bahujan Samaj Party	8,549	
5	Vallepu Krupa Rao	Bharatiya Janata Party	7,099	
6	Ganugapenta Uttamareddy	Lok Satta Party	7,076	
7	Ramadugu Venkata Subbarao	Independent	6,167	
8	Yampati Veeranjaneya Reddy	Independent	3,062	
9	Soudagar Mastanvali	Pyramid Party Of India	2,774	
10	Katamaraju Nalagorla	Independent	2,528	
11	Atchala Narasimha Rao	Independent	1,249	
12	Annamaraju Venugopala Madhava Rao	Independent	1,106	
13	Edara Saiprasad	Bharatheeya Sadharma Samasthapana Party	1,070	
14	Kesari Srinivasa Reddy	Independent	1,041	
		VALID VOTES	10,81,754	
		REJECTED VOTES	226	
		VOTES NOT RETRIEVED FROM EVM	122	
		TOTAL VOTES POLLED	10,82,102	
		TENDERED VOTES	0	
		TOTAL ELECTORS	13,60,431	
	32-Bapatla (SC)			
1	Panabaka Lakshmi	Indian National Congress	4,60,757	Declared Elected
2	Malyadri Sriram	Telugu Desam	3,91,419	
3	Nuthakki Rama Rao	Praja Rajyam Party	1,44,593	
4	Battula Rosayya	Bharatiya Janata Party	14,370	
5	Dara Sambaiah	Bahujan Samaj Party	8,979	
6	Gudipalli Sathya Babuji	Independent	6,455	
7	Gorremuchu Chinna Rao	Independent	5,884	
8	Devarapalli Bujji Babu	Independent	5,559	
9	Garikapati Sudhakar	Rashtriya Dehat Morcha Party	3,966	
10	Golla Babu Rao	Independent	1,645	
		VALID VOTES	10,43,627	
		REJECTED VOTES	1,395	
		MISSING VOTES	0	
		TOTAL VOTES POLLED	10,45,022	
		TENDERED VOTES	13	
		TOTAL ELECTORS	13,21,607	
	33-Ongole			
1	Magunta Srinivasulu Reddy	Indian National Congress	4,50,442	Declared Elected
2	Madduluri Malakondaiah Yadav	Telugu Desam	3,71,919	
3	Pidathala Saikalpana	Praja Rajyam Party	1,42,303	
4	Mandava Vasudeva	Bharatiya Janata Party	12,272	
5	Dr.Narayanam Radha Devi	Lok Satta Party	10,365	
6	Chaluvadi Srinivasarao	Pyramid Party Of India	10,243	
7	Yathapu Kondareddy	Independent	10,046	
8	Dama Mohana Rao	Independent	7,104	
9	Nalamalapu Lakshminarasareddy	Independent	3,009	
10	Shaik Shajahan	United Women Front	2,064	
11	Garre Ramakrishna	Independent	1,582	
		VALID VOTES	10,21,349	
		REJECTED VOTES	1,474	
		TOTAL VOTES POLLED	10,22,823	
		TENDERED VOTES	3	
		TOTAL ELECTORS	13,75,558	

**STATEMENT SHOWING THE RESULT OF ELECTION I.E., VOTES SECURED BY THE CANDIDATES
CONTESTED IN EACH PARLIAMENTARY CONSTITUENCY AND REJECTED VOTES ETC.**

Sl. No.	CONSTITUENCY & CANDIDATE NAME	PARTY	VOTES POLLED	RESULT
	34-Nandyal			
1	S.P.Y.Reddy	Indian National Congress	4,00,023	Declared Elected
2	Nasyam Mohammed Farook	Telugu Desam	3,09,176	
3	Bhuma Venkata Nagi Reddy	Praja Rajyam Party	2,20,829	
4	S.Mohammed Ismail	Bahujan Samaj Party	7,611	
5	B.V.Rami Reddy	Independent	7,347	
6	T. Mahesh Naidu	Independent	7,020	
7	Rama Jagannadha Reddy Tamidela	Lok Satta Party	6,988	
8	Abdul Sattar.G.	B.C.United Front	6,910	
9	B.R.L. Reddy	Independent	4,965	
10	Singam Venkateswara Reddy	Independent	3,982	
11	Pichhike Narendra Dev	Rashtriya Krantikari Samajwadi Party	2,559	
12	Gali Rama Subba Reddy	Independent	2,530	
13	G.Balaswamy	Independent	2,394	
14	Vennupusa Venkateswara Reddy	Independent	2,264	
15	T.Srinivasulu	Independent	2,114	
16	A.U.Farooq	Independent	1,703	
17	V.Seshi Reddy	Independent	1,620	
18	B.P.Kambagiri Swamy	Independent	1,479	
19	K.Arther Pancharatnam	Independent	1,228	
20	Sadhu Veera Venkata Ramanaiah	Rashtriya Dehat Morcha Party	1,048	
21	Ambati Rameswara Reddy	Independent	1,036	
		VALID VOTES	9,94,826	
		REJECTED VOTES	505	
		TOTAL VOTES POLLED	9,95,331	
		TENDERED VOTES	0	
		TOTAL ELECTORS	13,58,711	
	35-Kurnool			
1	Kotla Jaya Surya Prakash Reddy	Indian National Congress	3,82,668	Declared Elected
2	B.T.Naidu	Telugu Desam	3,08,895	
3	Dr. Dandiya Khaja Peera	Praja Rajyam Party	1,14,803	
4	V.V. Ramana	Independent	12,951	
5	Gaddam Ramakrishna	Bahujan Samaj Party	11,542	
6	Raju	Independent	11,533	
7	Jalli Venkatesh	Lok Satta Party	8,398	
8	Ravi Subramanyam K.A.	Bharatiya Janata Party	8,268	
9	Dr.P.R.Parameswar Reddy	Pyramid Party of India	4,875	
10	B.Naga Jaya Chandra Reddy	Rashtriya Dehat Morcha Party	4,088	
11	Devi Ramalingappa	Independent	3,339	
		VALID VOTES	8,71,360	
		REJECTED VOTES	194	
		TOTAL VOTES POLLED	8,71,554	
		TENDERED VOTES	0	
		TOTAL ELECTORS	13,07,312	

**STATEMENT SHOWING THE RESULT OF ELECTION I.E., VOTES SECURED BY THE CANDIDATES
CONTESTED IN EACH PARLIAMENTARY CONSTITUENCY AND REJECTED VOTES ETC.**

Sl. No.	CONSTITUENCY & CANDIDATE NAME	PARTY	VOTES POLLED	RESULT
	36-Ananthapur			
1	Anantha Venkatarami Reddy	Indian National Congress	4,57,876	Declared Elected
2	Kalava Srinivasulu	Telugu Desam	3,79,955	
3	Mansoor	Praja Rajyam Party	1,02,047	
4	Ambati Rama Krishna Reddy	Bharatiya Janata Party	16,540	
5	J.C. Ramanjula Reddy	Independent	9,179	
6	K.P.Narayana Swamy	Independent	8,908	
7	Amarnath	Lok Satta Party	6,340	
8	Gaddala Nagabhushanam	Bahujan Samaj Party	5,921	
9	Devalla Murali	Independent	4,781	
10	T.Chandrasekhar	Independent	3,346	
11	G.Hari	Pyramid Party Of India	3,232	
12	Krushnapuram Gayathri Devi	Communist Party of India (Marxist-	2,083	
		VALID VOTES	10,00,208	
		REJECTED VOTES	1,253	
		TOTAL VOTES POLLED	10,01,461	
		TENDERED VOTES	0	
		TOTAL ELECTORS	14,11,460	
	37-Hindupur			
1	Kristappa Nimmala	Telugu Desam	4,35,753	Declared Elected
2	P.Khasim Khan	Indian National Congress	4,12,918	
3	Kadapala Srikantha Reddy	Praja Rajyam Party	1,10,698	
4	Naresh (Cine Actor)	Bharatiya Janata Party	22,399	
5	P.Prasad (Peetla Prasad)	Independent	18,282	
6	Niranjan Babu.K	Lok Satta Party	7,522	
7	S.Muskin Vali	Pyramid Party Of India	5,589	
8	B.Nagabhushana Rao	Independent	5,439	
9	B.S.P.Sreeramulu	Bahujan Samaj Party	4,636	
10	K.Jakeer	Independent	3,153	
		VALID VOTES	10,26,389	
		REJECTED VOTES	1,138	
		TOTAL VOTES POLLED	10,27,527	
		TENDERED VOTES	0	
		TOTAL ELECTORS	13,77,610	
	38-Kadapa			
1	Y.S.Jagan Mohan Reddy	Indian National Congress	5,42,611	Declared Elected
2	Palem Srikanth Reddy	Telugu Desam	3,63,765	
3	Dr. Khaleel Basha	Praja Rajyam Party	63,309	
4	Jambapuram Muni Reddy	Bahujan Samaj Party	10,761	
5	Vangala Shashibhushan Reddy	Bharatiya Janata Party	7,171	
6	Y.Sekhara Reddy	Republican Party Of India (A)	5,406	
7	V. Narendra	Independent	5,160	
8	Yellipalam Ramesh Reddy	Independent	4,655	
9	Gudipati Prasanna Kumar	Lok Satta Party	3,831	
10	Sivanarayana Reddy Chadipiralla	Independent	3,643	
11	S. Ali Sher	Independent	2,429	
12	Thimmappagari Venkata Siva Reddy	Independent	2,193	
13	S. Raja Madiga	Independent	2,117	
14	Gajjala Ramasubba Reddy	Pyramid Party Of India	1,934	
15	J. Subbarayudu	Independent	1,836	
16	Kasibhatla Sainath Sarma	Rajyadhikara Party	1,376	
17	Chinnapa Reddy Komma	Bharatiya Jan Shakti	1,296	
18	Kuncham Venkata Subba Reddy	Rayalaseema Rashtra Samithi	1,284	
19	C.Gopi Narasimha Reddy	Janata Dal (United)	816	
20	N.Kishore Kumar Reddy	Janata Dal (Secular)	692	
		VALID VOTES	10,26,285	
		REJECTED VOTES	637	
		TOTAL VOTES POLLED	10,26,922	
		TENDERED VOTES	4	
		TOTAL ELECTORS	13,47,716	

**STATEMENT SHOWING THE RESULT OF ELECTION I.E., VOTES SECURED BY THE CANDIDATES
CONTESTED IN EACH PARLIAMENTARY CONSTITUENCY AND REJECTED VOTES ETC.**

Sl. No.	CONSTITUENCY & CANDIDATE NAME	PARTY	VOTES POLLED	RESULT
	39-Nellore			
1	Mekapati Rajamohan Reddy	Indian National Congress	4,30,235	Declared Elected
2	Vanteru Venu Gopala Reddy	Telugu Desam	3,75,242	
3	Jana Ramachandraiah	Praja Rajyam Party	1,38,111	
4	Bathina Narasimha Rao	Bharatiya Janata Party	16,727	
5	Vemuri Bhaskara Rao	Lok Satta Party	10,751	
6	Karimulla	Independent	10,189	
7	S.Padma Nageswara Rao	Bahujan Samaj Party	7,299	
8	Syed Hamza Hussainy	Independent	6,247	
9	Siddiraju Satyanarayana	Pyramid Party Of India	3,471	
10	Muchakala Chandra Sekhar Yadav	Independent	2,090	
11	Venkata Bhaskar Reddy Dirisala	Independent	2,057	
		VALID VOTES	10,02,419	
		REJECTED VOTES	64	
		TOTAL VOTES POLLED	10,02,483	
		TENDERED VOTES	0	
		TOTAL ELECTORS	14,50,938	
	40-Thirupathi (SC)			
1	Chinta Mohan	Indian National Congress	4,28,403	Declared Elected
2	Varla Ramaiah	Telugu Desam	4,09,127	
3	Varaprasada Rao. V	Praja Rajyam Party	1,71,638	
4	N. Venkataswamy	Bharatiya Janata Party	21,696	
5	Juvvigunta Venkateswarlu	Lok Satta Party	11,389	
6	Yalavadi Muni Krishnaiah	Independent	8,057	
7	Degala Suryanarayana	Pyramid Party Of India	3,839	
8	Kattamanchi Prabakhar	Independent	2,871	
9	Orepalli Venkata Krishna Prasad	Independent	2,258	
10	Dhanasekhar Gundluru	Republican Party Of India (A)	2,255	
		VALID VOTES	10,61,533	
		REJECTED VOTES	755	
		TOTAL VOTES POLLED	10,62,288	
		TENDERED VOTES	0	
		TOTAL ELECTORS	14,64,896	
	41-Rajampet			
1	Annayagari Sai Prathap	Indian National Congress	4,23,910	Declared Elected
2	Ramesh Kumar Reddy Reddappagari	Telugu Desam	3,13,533	
3	D.A. Srinivas	Praja Rajyam Party	1,80,537	
4	Allapureddy. Harinatha Reddy	Bharatiya Janata Party	30,263	
5	Haji Mohammad Azam	Independent	12,762	
6	Shaik Ameen Peeran	Ambedkar National Congress	7,215	
7	Sunkara Sreenivas	Bahujan Samaj Party	5,305	
8	Nageswara Rao Edagottu	Lok Satta Party	4,839	
9	Pula Raghu	Independent	3,413	
10	Kasthuri Obaiah Naidu	Independent	3,405	
11	Dr. Arava Venkata Subba Reddy, MBBS,DCH	Pyramid Party Of India	3,300	
12	B. Krishnappa	Independent	3,040	
13	Asadi Venkatadri	Independent	1,520	
14	Indra Prakash	Independent	1,445	
15	Adi Narayana Reddy. V	Bharatheeya Sadharma Samasthapana Party	1,161	
		VALID VOTES	9,95,648	
		REJECTED VOTES	1,669	
		TOTAL VOTES POLLED	9,97,317	
		TENDERED VOTES	0	
		TOTAL ELECTORS	13,11,449	

**STATEMENT SHOWING THE RESULT OF ELECTION I.E., VOTES SECURED BY THE CANDIDATES
CONTESTED IN EACH PARLIAMENTARY CONSTITUENCY AND REJECTED VOTES ETC.**

Sl. No.	CONSTITUENCY & CANDIDATE NAME	PARTY	VOTES POLLED	RESULT
	42-Chittoor(SC)			
1	Naramalli Sivaprasad.	Telugu Desam	4,34,376	Declared Elected
2	Thippeswamy.M.	Indian National Congress	4,23,717	
3	Talari Manohar	Praja Rajyam Party	1,43,898	
4	Jayaram Duggani	Bahujan Samaj Party	14,311	
5	G. Venkatachalam	Lok Satta Party	13,286	
6	B.Sivakumar	Bharatiya Janata Party	10,899	
7	A.Amaranadh	Rashtriya Krantikari Samajwadi Party	3,951	
		VALID VOTES	10,44,438	
		REJECTED VOTES	1,788	
		TOTAL VOTES POLLED	10,46,226	
		TENDERED VOTES	6	
		TOTAL ELECTORS	12,91,921	

DETAILS OF VOTES SECURED BY THE CANDIDATES - ASSEMBLY SEGMENT-WISE

Parliamentary Constituency No. & Name	Sl. No.	Candidate Name	Party	1-Sirpur	5-Asifabad	6-Khanapur	7-Adilabad	8-Boath	9-Nirmal	10-Mudhole	Total votes on EVM	Postal	Total Valid Votes
1-Adilabad (ST)	1	Rathod Ramesh	Telugu Desam	58,517	47,707	60,268	62,024	62,873	35,492	45,273	3,72,154	114	3,72,268
	2	Kotnak Ramesh	Indian National Congress	39,440	42,673	34,203	38,099	33,471	40,389	28,862	2,57,137	44	2,57,181
	3	Mesram Nago Rao	Praja Rajyam Party	7,698	8,294	6,235	3,680	6,446	38,075	42,486	1,12,914	16	1,12,930
	4	Ade Tukaram	Bharatiya Janata Party	8,405	5,851	5,608	7,576	7,553	10,403	12,460	57,856	75	57,931
	5	Rathod Sadashiv Naik	Bahujan Samaj Party	2,369	2,733	4,676	1,787	1,581	1,424	1,901	16,471	0	16,471
	6	Banka Sahadevu	Independent	2,534	5,089	2,550	740	1,750	1,616	2,161	16,440	1	16,441
	7	Ganta Pentanna	Independent	2,211	1,902	977	3,777	793	1,790	1,927	13,377	1	13,378
	8	Nethavat Ramdas	Independent	1,456	2,080	1,115	1,482	894	910	1,220	9,157	0	9,157
	9	Athram Laxman Rao	Independent	1,351	1,591	1,009	505	613	1,314	1,441	7,824	0	7,824
Total				1,23,981	1,17,920	1,16,641	1,19,670	1,15,974	1,31,413	1,37,731	8,63,330	251	8,63,581
Parliamentary Constituency No. & Name	Sl. No.	Candidate Name	PARTY	2-Chennur	3-Beilampally	4-Mancherla	22-Dharmapuri	23-Ramagunda m	24-Mamthani	25-Peddapalle	Total votes on EVM	Postal	Total Valid Votes
2-Peddapalle (SC)	1	Dr. G. Vivekanand	Indian National Congress	34,680	35,867	45,608	44,060	31,466	63,519	58,076	3,13,276	472	3,13,748
	2	Gomasa Srinivas	Telangana Rashtra Samithi	45,159	33,430	58,157	43,863	23,972	21,947	37,665	2,64,193	538	2,64,731
	3	Arepelli David Raju	Praja Rajyam Party	20,177	18,921	14,805	20,703	35,581	48,477	16,827	1,75,491	114	1,75,605
	4	Mathangi Narsiah	Bharatiya Janata Party	3,391	3,459	5,462	6,360	10,794	4,984	33,190	67,640	196	67,836
	5	Sankanapally Laxmaiah	Independent	1,621	1,856	1,456	2,393	7,930	2,580	2,427	20,263	0	20,263
	6	Gajjela Swamy	Bahujan Samaj Party	1,771	2,498	2,225	2,530	1,523	1,769	3,526	15,852	7	15,859
	7	Ambala Mahender	Independent	934	820	708	1,137	2,838	978	947	8,362	2	8,364
	8	G. Vinay Kumar	Independent	811	913	579	1,264	659	1,148	1,344	6,718	8	6,726
	9	Krishna Sabbali	Marxist Communist Party of India (S.S.Srivastava)	737	851	486	890	702	1,153	932	5,751	1	5,752
	10	D. Ramulu	Independent	606	711	436	1,007	439	876	1,436	5,511	0	5,511
	11	B. Mallaiah	Independent	429	463	495	572	1,313	554	713	4,539	2	4,541
	12	Nallala Kanukaiah	Independent	708	684	401	747	483	647	795	4,465	3	4,468
	13	A. Kamalamma	Independent	582	587	374	639	395	630	730	3,937	1	3,938
	14	Gorre Ramesh	Independent	394	739	272	519	358	529	602	3,413	1	3,414
	15	K. Rajaswari	Independent	391	431	343	660	318	573	610	3,326	2	3,328
Total				1,12,391	1,02,230	1,31,807	1,27,344	1,18,771	1,50,364	1,59,830	9,02,737	1,347	9,04,084
Parliamentary Constituency No. & Name	Sl. No.	Candidate Name	PARTY	26-Karimnagar	27-Choppadandi	28-Vemulawada	29-Sircilla	30-Manakondur	31-Huzurabad	32-Husnabad	Total votes on EVM	Postal	Total Valid Votes
3-Karimnagar	1	Ponnam Prabhakar	Indian National Congress	58,172	45,046	38,438	23,371	46,586	43,690	61,399	3,16,702	1,225	3,17,927
	2	Vinod Kumar Boinpally	Telangana Rashtra Samithi	26,228	35,287	19,992	46,045	38,987	55,542	44,442	2,66,523	1,161	2,67,684
	3	Rajender Rao Velichala	Praja Rajyam Party	25,431	24,525	14,061	27,158	28,688	23,898	31,609	1,75,370	212	1,75,582
	4	Chandupatla Janga Reddy	Bharatiya Janata Party	21,980	13,569	30,155	20,320	12,519	10,694	12,290	1,21,527	810	1,22,337
	5	Gattiah Yadav Barige	Independent	2,885	8,530	4,933	3,048	2,303	2,128	2,198	26,025	1	26,026
	6	Viresham Nalimela	Bahujan Samaj Party	741	1,775	4,569	4,467	1,713	1,417	1,616	16,298	34	16,332
	7	B.Suresh	Independent	722	1,956	1,843	2,123	1,933	1,629	2,461	12,667	1	12,668
	8	T. Srimannarayana	Pyramid Party of India	670	1,507	1,300	1,571	1,713	1,471	1,635	9,867	4	9,871
	9	Kandem Prabhakar	Independent	529	1,130	1,458	1,425	1,241	1,147	1,130	8,060	2	8,062
	10	Korivi Venugopal	Independent	540	1,483	1,123	1,267	1,145	934	1,026	7,518	2	7,520
	11	Panakanti Satish Kumar	Independent	337	1,029	942	1,303	997	875	1,071	6,554	4	6,558
	12	Ravinder Peddi	Independent	350	946	843	1,036	915	703	1,058	5,851	0	5,851
	13	Gaddam Raji Reddy	Independent	329	836	682	1,355	680	574	747	5,203	2	5,205
	14	LingampallySrinivas Reddy	Marxist Communist Party of India (S.S.Srivastava)	302	736	589	904	680	495	692	4,398	1	4,399
	15	Ragula Ramulu	Repulican Party of India (A)	203	477	708	584	398	342	565	3,277	2	3,279
Total				1,39,419	1,38,832	1,21,636	1,35,977	1,40,498	1,45,539	1,63,939	9,85,840	3,461	9,89,301
Parliamentary Constituency No. & Name	Sl. No.	Candidate Name	PARTY	11-Armur	12-Bodhan	17-Nizamabad (Urban)	18-Nizamabad (Rural)	19-Balkonda	20-Koratla	21-Jagtial	Total votes on EVM	Postal	Total Valid Votes
4-Nizamabad	1	Madhu Yashki Goud	Indian National Congress	40,315	45,882	33,817	50,636	38,481	34,875	51,468	2,95,474	1,030	2,96,504
	2	Bigala Ganesh Gupta	Telangana Rashtra Samithi	29,538	36,008	10,056	50,797	25,988	41,805	41,320	2,35,512	602	2,36,114
	3	P. Vinay Kumar	Praja Rajyam Party	23,473	26,950	14,549	21,998	42,554	21,229	14,913	1,65,666	124	1,65,790
	4	Dr. Bapu Reddy	Bharatiya Janata Party	17,140	13,899	32,382	9,292	9,233	19,193	11,992	1,13,131	625	1,13,756
	5	Yedla Ramu	Bahujan Samaj Party	2,142	1,691	611	3,519	2,096	2,251	2,831	15,141	3	15,144
	6	Rapelly Srinivas	Independent	1,722	1,937	689	2,868	2,277	1,951	2,059	13,503	0	13,503
	7	Duddempudi Sambasiva Rao Choudary	Lok Satta Party	1,631	1,062	928	2,765	1,567	1,390	2,261	11,604	45	11,649
	8	Dr. V. Sathyanarayana Murthy	Pyramid Party of India	1,318	1,422	374	1,755	1,980	1,703	1,737	10,289	7	10,296
	9	Kandem Prabhakar	Independent	1,042	1,099	191	1,781	1,746	1,878	1,554	9,291	1	9,292
	10	S. Sujatha	Trilinga Praja Pragati Party	682	697	156	3,109	597	497	647	6,385	0	6,385
	11	Gaddam Srinivas	Independent	724	763	674	1,225	970	954	989	6,299	5	6,304
	12	Aaris Mohammed	Independent	755	416	395	768	671	961	802	4,768	6	4,774
Total				1,20,482	1,31,826	94,822	1,50,513	1,28,160	1,28,687	1,32,573	8,87,063	2,448	8,89,511

DETAILS OF VOTES SECURED BY THE CANDIDATES - ASSEMBLY SEGMENT-WISE

Parliamentary Constituency No. & Name	Sl. No.	Candidate Name	PARTY	13-Jukkal (SC)	14-Banswada	15-Yellareddy	16-Kamareddy	35-Narayankhed	36-Andole (SC)	38-Zahirabad (SC)	Total votes on EVM	Postal	Total Valid Votes
5-Zaheerabad	1	Suresh Kumar Shetkar	Indian National Congress	45,483	46,598	39,306	43,792	70,382	81,453	67,069	3,94,083	1,684	3,95,767
	2	Syed Yousuf Ali	Telangana Rashtra Samithi	52,730	57,923	78,542	58,831	22,843	59,723	46,516	3,77,108	1,252	3,78,360
	3	Malkapuram Shiva Kumar	Praja Rajyam Party	14,006	8,207	10,327	14,287	39,567	8,326	17,826	1,12,546	246	1,12,792
	4	Chengal Baganna	Bharatiya Janata Party	3,591	4,790	7,042	14,066	2,784	7,307	10,092	49,672	517	50,189
	5	Basava Raj Patil	Independent	2,844	2,854	3,555	3,112	2,769	4,377	2,742	22,253	3	22,256
	6	Benjamin Raju	Indian Justice Party	3,172	2,094	2,035	2,618	2,281	3,094	2,887	18,181	15	18,196
	7	M. Vishnu Mudiraj	Bahujan Samaj Party	1,650	2,216	1,893	1,940	1,202	2,501	2,173	13,575	23	13,598
	8	Mallesh Ravinder Reddy	Lok Satta Party	1,788	1,546	2,088	3,604	1,197	1,452	1,626	13,301	167	13,468
	9	Powar Singh Hatti Singh	Independent	1,201	727	1,050	944	1,072	1,049	862	6,905	15	6,920
	10	Chitta Rajeshwar Rao	Independent	1,035	700	687	951	616	859	889	5,737	7	5,744
Total				1,27,500	1,27,655	1,46,525	1,44,145	1,44,713	1,70,141	1,52,682	10,13,361	3,929	10,17,290
Parliamentary Constituency No. & Name	Sl. No.	Candidate Name	PARTY	33-Siddipet	34-Medak	37-Narsapur	39-Sangareddy	40-Parancheru	41-Dubbak	42-Gajwel	Total votes on EVM	Postal	Total Valid Votes
6-Medak	1	Vijaya Shanthi M	Telangana Rashtra Samithi	84,723	57,653	57,741	36,134	40,194	52,419	57,630	3,86,494	2,345	3,88,839
	2	Narendra Nath C.	Indian National Congress	22,308	48,996	75,981	52,191	51,526	54,198	76,608	3,81,808	954	3,82,762
	3	Khaja Quayum Anwar	Praja Rajyam Party	9,668	19,859	8,983	20,178	23,031	18,692	20,183	1,20,594	218	1,20,812
	4	P. Niroop Reddy	Bharatiya Janata Party	4,057	7,000	5,821	19,725	20,562	6,832	4,671	68,668	359	69,027
	5	Kundeti Ravi	Independent	4,170	8,643	3,526	4,271	3,657	4,332	10,113	38,712	2	38,714
	6	Y. Shankar Goud	Bahujan Samaj Party	1,331	1,810	1,773	1,161	12,804	1,426	1,778	22,083	14	22,097
	7	K. Sudheer Reddy	Lok Satta Party	2,067	2,490	1,584	2,061	7,151	1,486	2,428	19,267	128	19,395
	8	Kovuri Prabhakar	Pyramid Party of India	1,933	1,858	1,483	1,001	1,325	1,734	1,882	11,216	9	11,225
	9	D. Yadeshwar	Bahujan Samaj Party (Ambedkar-Phule)	743	1,890	941	718	1,166	885	1,054	7,397	4	7,401
	Total				1,31,000	1,50,199	1,57,833	1,37,440	1,61,416	1,42,004	1,76,347	10,56,239	4,033
Parliamentary Constituency No. & Name	Sl. No.	Candidate Name	PARTY	43-Medchal	44-Malkajiri	45-Quthbullapur	46-Kukatpally	47-Uppal	49-Lal Bahadur Nagar	71-Secunderabad Cantt.	Total votes on EVM	Postal	Total Valid Votes
7-Malkajiri	1	Sarvey Sathyanarayana	Indian National Congress	66,421	60,513	46,096	61,972	53,902	61,249	38,038	3,88,191	177	3,88,368
	2	Bheemsen. T	Telugu Desam	59,280	42,455	39,359	43,311	34,820	50,262	25,446	2,94,933	109	2,95,042
	3	T. Devender Goud	Praja Rajyam Party	38,246	44,332	35,946	40,581	26,964	33,233	19,496	2,38,798	88	2,38,886
	4	Indrasena Reddy Nallu	Bharatiya Janata Party	15,252	21,117	12,369	18,086	19,982	28,393	14,846	1,30,045	161	1,30,206
	5	Dr. Lavu Rathaiah (Vignan)	Lok Satta Party	5,122	18,577	10,163	36,866	12,674	17,668	7,852	1,08,922	114	1,09,036
	6	Koyalkar Bhojraj	Independent	200	137	4,188	159	1,354	135	80	6,253	0	6,253
	7	M. Babu Rao Padmashali	Bahujan Samaj Party	1,027	731	787	517	519	599	1,771	5,951	0	5,951
	8	S.D. Krishna Murthy	Trilinga Praja Pragati Party	1,140	829	743	656	456	859	631	5,314	0	5,314
	9	Lt.Col.(Retd) Duserla Papa Raidu	Independent	1,042	587	645	584	549	534	327	4,268	2	4,270
	10	N.V. Rama Reddy	Pyramid Party of India	523	610	880	803	541	465	231	4,053	1	4,054
	11	K. Srinivasa Raju	Independent	834	454	681	580	408	475	303	3,735	0	3,735
	12	Narender Kumbala	Bharat Punarnirman Dal	303	281	1,616	356	184	266	231	3,237	0	3,237
	13	Mahammed Mansoor Ali	Independent	381	250	673	419	216	297	201	2,437	0	2,437
	14	Kante Kanakaiah Gangaputra	Independent	207	148	1,327	160	128	118	87	2,175	0	2,175
	15	Chennuri Venkata Subba Rao	Independent	254	190	1,089	149	173	128	83	2,066	0	2,066
	16	Lion C. Francis. M.J.F.	Samajwadi Party	203	169	303	175	134	173	189	1,346	1	1,347
	17	Jajula Bhaskar	Independent	294	179	196	142	155	149	112	1,227	0	1,227
	18	Prathani Ramakrishna	Rashtriya Krantikari Samajwadi Party	213	119	263	213	141	120	95	1,164	0	1,164
	19	S.Victor	Independent	180	100	191	112	102	89	172	946	0	946
Total				1,91,122	1,91,778	1,57,515	2,05,841	1,53,402	1,95,212	1,10,191	12,05,061	653	12,05,714

DETAILS OF VOTES SECURED BY THE CANDIDATES - ASSEMBLY SEGMENT-WISE

Parliamentary Constituency No. & Name	Sl. No.	Candidate Name	PARTY	57- Musheerabad	59- Amberpet	60- Khairatabad	61- Jubilee Hills	62- Sanath Nagar	63- Nampalli	70- Secunderabad	Total votes on EVM	Postal	Total Valid Votes
8-Secunderabad	1	Anjan Kumar Yadav. M	Indian National Congress	49,444	41,390	54,567	59,695	40,400	48,004	46,786	3,40,286	263	3,40,549
	2	Bandaru Dattatreya	Bharatiya Janata Party	32,265	42,850	26,034	16,844	20,084	16,092	15,975	1,70,144	238	1,70,382
	3	Srinivasa Sudhish Rambhotla	Telugu Desam	15,674	12,166	27,091	27,819	14,821	7,875	30,074	1,35,520	84	1,35,604
	4	Dr. Dasoju Sravan Kumar	Praja Rajyam Party	13,906	9,855	9,458	15,697	11,487	13,485	17,481	91,369	45	91,414
	5	C.V.L. Narasimha Rao	Lok Satta Party	9,753	6,071	7,632	10,280	7,891	3,460	7,440	52,527	114	52,641
	6	M.D. Mahmood Ali	Telangana Rashtra Samithi	8,624	3,302	1,546	2,100	12,638	2,295	2,620	33,125	19	33,144
	7	Abdus Sattar Mujahed	Muslim League Kerala State Committee	226	327	613	964	345	16,006	239	18,720	0	18,720
	8	Imdad Jah	Ambedkar National Congress	456	278	335	495	325	727	479	3,095	0	3,095
	9	B. Gopala Krishna	Independent	373	470	342	471	312	248	439	2,655	0	2,655
	10	Ambati Krishna Murthy	Independent	236	491	353	322	251	353	293	2,299	0	2,299
	11	M. Venkatesh	Bahujan Samaj Party	288	246	324	253	349	230	583	2,273	2	2,275
	12	P. Damoder Reddy	Pyramid Party of India	276	205	212	270	326	293	305	1,887	2	1,889
	13	Baber Ali Khan	Independent	107	758	84	163	128	245	57	1,542	1	1,543
	14	CH. Murahari	Independent	115	81	133	151	592	92	242	1,406	0	1,406
	15	S. Devaiah	Trilinga Praja Pragati Party	145	137	100	147	288	350	217	1,384	2	1,386
	16	K. Srinivasa Chari	Independent	94	162	121	131	124	202	130	964	0	964
	17	Devi Das Rao Ghodke	Independent	147	275	112	135	94	88	98	949	0	949
	18	M. Bhagya Matha	Independent	96	134	121	198	76	144	109	878	0	878
	19	Aseervadam Lellapalli	Independent	106	152	129	142	115	129	98	871	0	871
	20	Shiraz Khan	United Women Front	91	100	104	106	88	129	81	699	0	699
	21	Dr. Polishetty Ram Mohan	Samata Party	91	91	76	111	104	109	81	663	0	663
	22	MD. Osman Qureshee	Ajeya Bharat Party	56	97	59	71	92	103	61	539	0	539
	23	G. Rajaiah	Independent	45	70	66	99	51	101	41	473	0	473
		Total		1,32,614	1,19,708	1,29,612	1,36,664	1,10,981	1,10,760	1,23,929	8,64,268	770	8,65,038
Parliamentary Constituency No. & Name	Sl. No.	Candidate Name	PARTY	58- Malakpet	64- Kanwan	65- Goshamahall	66- Charminar	67- Chandrayangutta	68- Yakutpura	69- Bahadurpura	Total votes on EVM	Postal	Total Valid Votes
9-Hyderabad	1	Asaduddin Owaisi	All India Majlis-E-Ittehadul Muslimeen	31,880	44,033	19,683	43,339	46,338	59,596	63,103	3,07,972	89	3,08,061
	2	Zahid Ali Khan	Telugu Desam	28,219	24,694	35,926	34,087	26,239	27,543	17,390	1,94,098	98	1,94,196
	3	P. Laxman Rao Goud	Indian National Congress	18,677	15,254	31,795	5,322	6,755	10,574	5,477	93,854	63	93,917
	4	Satish Agarwal	Bharatiya Janata Party	15,255	19,221	27,355	4,019	2,969	4,913	1,730	75,462	41	75,503
	5	Fatima. A	Praja Rajyam Party	4,610	4,449	3,961	1,296	3,531	4,973	1,604	24,424	9	24,433
	6	P. Venkateswara Rao	Pyramid Party of India	205	140	163	188	7,973	4,126	290	13,085	0	13,085
	7	MD. Osman	Independent	295	393	488	226	461	462	466	2,791	0	2,791
	8	Samy Mohammed	Bahujan Samaj Party	245	399	551	123	287	269	275	2,149	0	2,149
	9	M.A Basith	Independent	349	331	327	156	307	424	236	2,130	0	2,130
	10	S. Gopal Singh	Akhil Bharatiya Jan Sangh	158	630	183	141	389	298	250	2,049	0	2,049
	11	B. Ravi Yadav	Independent	224	255	279	224	454	352	220	2,008	0	2,008
	12	D. Surender	Trilinga Praja Pragati Party	63	430	578	261	165	102	114	1,713	0	1,713
	13	Taher Kamal Khundmiri	Janata Dal (Secular)	135	139	132	62	670	380	102	1,620	0	1,620
	14	MA. Habeeb	Independent	115	176	182	93	155	195	216	1,132	0	1,132
	15	Syed Abdul Gaffer	Independent	109	151	154	57	200	167	199	1,037	0	1,037
	16	Zahid Ali Khan	Independent	122	141	187	96	117	153	137	953	0	953
	17	Altaf Ahmed Khan	Independent	78	114	115	44	121	115	210	797	0	797
	18	N. L. Srinivas	Independent	113	129	192	39	79	163	56	771	0	771
	19	Al-Kasary Moullim Mohsin Hussain	Independent	76	109	113	39	122	108	88	655	0	655
	20	M.A. Quddus Ghori	Independent	72	113	95	44	68	82	84	558	0	558
	21	Sardar Singh	Independent	43	101	96	27	94	86	76	523	0	523
	22	M. A. Sattar	Independent	71	130	131	24	52	61	53	522	0	522
	23	D. Sadanand	Independent	63	86	88	38	67	79	84	505	0	505
		Total		1,01,177	1,11,618	1,22,774	89,945	97,613	1,15,221	92,460	7,30,808	300	7,31,108
Parliamentary Constituency No. & Name	Sl. No.	Candidate Name	PARTY	50- Maheshwaram	51- Rajendranagara	52- Serilingampally	53- Chevella	54- Pargi	55- Vicarabad	56- Tandur	Total votes on EVM	Postal	Total Valid Votes
10-Chevella	1	Jaipal Reddy Sudini	Indian National Congress	71,700	61,427	72,963	64,664	35,691	60,293	53,745	4,20,483	324	4,20,807
	2	A. P. Jithender Reddy	Telugu Desam	58,768	51,100	65,866	63,282	53,248	50,976	58,771	4,02,011	264	4,02,275
	3	Baddam Bal Reddy	Bharatiya Janata Party	24,701	21,897	19,724	13,140	11,019	8,909	13,027	1,12,417	284	1,12,701
	4	Kummari Giri	Pyramid Party of India	2,473	1,667	383	319	31,828	210	195	37,075	1	37,076
	5	Dr.B. Raghuvver Reddy	Lok Satta Party	7,304	2,863	22,737	799	525	941	413	35,582	18	35,600
	6	Kasani Gnaneswar	Mana Party	4,273	2,157	8,755	1,439	1,718	1,160	481	19,983	13	19,996
	7	S. Malla Reddy	Independent	363	12,715	191	260	226	339	123	14,217	0	14,217
	8	Laxminarayana	Independent	367	304	6,547	518	904	556	442	9,638	0	9,638
	9	Sama Srinivasulu	Great India Party	1,820	1,612	2,470	722	771	894	329	8,618	0	8,618
	10	Sayamolla Narsimulu	Independent	1,141	997	696	1,128	1,937	1,411	1,162	8,472	0	8,472
	11	C. Srinivas Rao	Bahujan Samaj Party	753	793	624	740	528	577	424	4,439	0	4,439
	12	Venkatram Naik	Independent	334	318	234	440	1,400	463	392	3,581	0	3,581
	13	Dasari Sarala Devi	Marxist Communist Party of India (S.S.Srivastava)	396	370	1,326	335	467	243	155	3,292	0	3,292
	14	Rameshwaram Jangaiah	Independent	215	767	203	237	300	247	212	2,181	0	2,181
	15	G. Mallesham Goud	Independent	277	575	222	201	359	287	186	2,107	0	2,107
		Total		1,74,885	1,59,562	2,02,941	1,48,224	1,40,921	1,27,506	1,30,057	10,84,096	904	10,85,000

DETAILS OF VOTES SECURED BY THE CANDIDATES - ASSEMBLY SEGMENT-WISE

Parliamentary Constituency No. & Name	Sl. No.	Candidate Name	PARTY	72-Kodangal	73-Narayanaipet	74-Mahabubnagar	75-Jadcherla	76-Devarkadra	77-Makthal	84-Shadnagar	Total votes on EVM	Postal	Total Valid Votes
11-Mahabubnagar	1	K.Chandrasekhar Rao	Telangana Rashtra Samithi	49,668	41,359	59,608	56,182	59,929	45,331	53,196	3,65,273	1,296	3,66,569
	2	Devarakonda Vittal Rao	Indian National Congress	57,172	36,790	31,158	57,880	48,159	53,050	61,727	3,45,936	449	3,46,385
	3	Kuchakulla Yadagiri Reddy	Bharatiya Janata Party	3,403	25,150	3,592	3,921	3,526	11,861	6,336	57,789	166	57,955
	4	B. Balaraju Goud	Mana Party	1,753	2,390	3,640	2,561	2,900	1,927	4,069	19,240	21	19,261
	5	Gangapuri Ravindar Goud	Independent	760	826	338	448	10,444	667	513	13,996	0	13,996
	6	Palem Sudharshan Goud	Bahujan Samaj Party	2,460	1,572	911	2,739	1,738	2,329	1,844	13,593	0	13,593
	7	Karre Jangaiah	Independent	1,987	1,730	1,521	1,355	1,405	1,538	1,732	11,268	0	11,268
	8	Budiga Jangam Laxamma	Independent	1,334	1,177	1,558	1,641	1,336	1,235	1,530	9,811	3	9,814
	9	Asirvadani	Great India Party	1,514	1,134	1,231	1,469	1,554	1,065	1,576	9,543	0	9,543
	10	Mohammad Ghouse Moinuddin	Independent	1,110	851	1,197	1,332	1,309	1,242	1,257	8,298	0	8,298
	11	Abdul Kareem Khaja Mohammed	Lok Satta Party	868	623	1,616	1,169	957	1,020	1,130	7,383	29	7,412
	12	Chennam Setty Dasaratha Ramulu Holeya Dasari	Independent	1,284	743	787	851	944	1,307	957	6,873	0	6,873
	13	B.Seenaiah Goud	Independent	825	842	1,389	827	813	848	807	6,351	0	6,351
	14	V. Venkateshwarlu	Independent	467	449	713	641	667	452	675	4,064	7	4,071
	15	Gajja Narsimhulu	Independent	713	562	393	435	510	659	468	3,740	0	3,740
	16	Kolla Venkatesh Madiga	Trilinga Praja Pragati Party	522	415	206	579	518	500	327	3,067	0	3,067
	17	Yetti Lingaiah	Independent	623	371	619	348	332	416	268	2,977	0	2,977
	18	Ushan Sathyamma	Independent	444	436	374	471	387	442	412	2,966	0	2,966
	19	Kanduri Kurmaiah	Independent	592	423	371	393	345	434	389	2,947	0	2,947
	20	Nagender Reddy. K.	Independent	401	320	730	410	338	326	303	2,828	0	2,828
	21	Pandu	Independent	330	290	697	396	340	361	304	2,718	0	2,718
	22	K.Narsimulu	Independent	667	365	207	493	319	364	248	2,663	0	2,663
	23	Muniswamy C.R	Samajwadi Janata Party (Rashtriya)	429	418	300	389	304	433	330	2,603	0	2,603
	24	Yetti Chinna Yenkaiah	Independent	512	350	219	416	268	368	293	2,426	0	2,426
	25	Gundala Vijayalakshmi	Pyramid Party of India	374	335	285	349	323	366	250	2,282	4	2,286
	26	Raikanti Ramadas Madiga	Independent	400	302	294	303	262	367	234	2,162	2	2,164
	27	M.A. Jabbar	Independent	443	233	204	331	263	393	217	2,084	0	2,084
	28	Usain Rangamma	Independent	369	341	197	303	218	307	265	2,000	0	2,000
	29	Depally Maisaiah	Independent	267	218	555	314	218	282	120	1,974	0	1,974
	30	Depalle Sayanna	Independent	281	197	269	389	342	257	202	1,937	0	1,937
	31	Rajesh Naik	Independent	296	215	360	262	245	307	207	1,892	1	1,893
	32	Mala Jangilamma	Independent	257	219	199	282	223	470	204	1,854	0	1,854
Total				1,32,525	1,21,646	1,15,738	1,39,879	1,41,436	1,30,924	1,42,390	9,24,538	1,978	9,26,516
Parliamentary Constituency No. & Name	Sl. No.	Candidate Name	PARTY	78-Wanaparthy	79-Gadwal	80-Alampur	81-Nagarkurnool	82-Achampet	83-Kaivakurthy	85-Kollapur	Total votes on EVM	Postal	Total Valid Votes
12-Nagarkurnool (SC)	1	Dr. Manda Jagannath	Indian National Congress	60,185	64,042	54,861	60,661	60,250	60,263	61,204	4,21,466	1,279	4,22,745
	2	Guvvala Balaraju	Telangana Rashtra Samithi	64,926	42,312	39,794	60,277	58,523	45,341	61,854	3,73,027	1,951	3,74,978
	3	Devani Satyanarayana	Praja Rajyam Party	10,167	12,325	17,437	4,815	3,941	8,269	5,238	62,192	24	62,216
	4	Dr. T. Ratnakara	Bharatiya Janata Party	4,921	4,191	3,594	5,760	4,329	23,530	3,286	49,611	85	49,696
	5	Sirigiri Mannem	Independent	4,963	5,359	3,642	5,082	6,235	6,044	5,208	36,533	0	36,533
	6	Hanumanthu	Independent	2,743	3,584	2,307	2,654	2,913	3,059	3,639	20,899	0	20,899
	7	N. Kurumaiah	Independent	1,997	1,985	1,991	2,212	2,558	2,350	2,689	15,782	0	15,782
	8	Tangirala Paramjyothi	Bahujan Samaj Party	1,768	1,916	1,505	1,572	1,521	1,669	1,874	11,825	5	11,830
	9	A.V. Shiva Kumar	Independent	833	1,074	888	883	994	1,111	1,925	7,708	0	7,708
	10	G. Vidyasagar	Lok Satta Party	1,056	1,152	1,009	945	851	1,311	842	7,166	59	7,225
	11	S.P. Ferry Roy	Pyramid Party of India	848	882	1,081	752	951	1,100	959	6,573	2	6,575
	12	Buddula Srinivas	Independent	479	1,457	607	599	685	793	805	5,425	0	5,425
	13	Anaposaia Venkatesh	Independent	425	562	550	470	546	728	474	3,755	0	3,755
Total				1,55,311	1,40,841	1,29,266	1,46,682	1,44,297	1,55,568	1,49,997	10,21,962	3,405	10,25,367
Parliamentary Constituency No. & Name	Sl. No.	Candidate Name	PARTY	86-Devarakonda	87-Nagarjuna Sagar	88-Minjalguda	89-Huzurnagar	90-Kodad	91-Suryapet	92-Nalgonda	Total votes on EVM	Postal	Total Valid Votes
13-Nalgonda	1	Gutha Sukender Reddy	Indian National Congress	66,419	78,923	57,423	83,490	70,787	64,737	68,987	4,90,766	3,083	4,93,849
	2	Suravaram Sudhakar Reddy	Communist Party of India	55,526	49,101	48,554	47,583	54,078	42,452	42,144	3,39,438	1,429	3,40,867
	3	Paduri Karuna	Praja Rajyam Party	12,698	11,014	29,524	22,286	23,421	27,953	22,582	1,49,478	797	1,50,275
	4	Vedire Srinam Reddy	Bharatiya Janata Party	3,029	2,344	3,377	2,056	2,578	2,254	6,800	22,438	152	22,590
	5	A.Nageshwar Rao	Pyramid Party of India	1,842	1,532	1,617	2,199	1,666	2,290	1,289	12,435	2	12,437
	6	Marry Nehemiah	Independent	753	4,013	756	1,266	2,935	1,353	646	11,722	0	11,722
	7	Shaik Ahmed	Independent	1,858	1,537	1,441	1,524	1,827	1,299	1,201	10,687	0	10,687
	8	Bolusani Krishnaiah	Independent	584	670	762	2,780	724	3,529	440	9,489	0	9,489
	9	Nazeeruddin	Bahujan Samaj Party	1,555	2,030	838	1,443	1,352	1,273	874	9,365	6	9,371
	10	K.V.Srinivasa Charyulu	Independent	709	625	438	488	1,388	442	311	4,401	0	4,401
	11	Daida Lingaiah	Independent	484	499	475	498	756	842	276	3,830	7	3,837
	12	Yalagandula Ramu	Independent	558	688	365	485	949	454	279	3,778	0	3,778
	13	Bolla Karunakar	Independent	418	642	336	408	477	420	218	2,919	1	2,920
	14	Md. Nazeemuddin	Independent	312	380	320	342	402	423	296	2,475	0	2,475
Total				1,46,745	1,53,998	1,46,226	1,66,848	1,63,340	1,49,721	1,46,343	10,73,221	5,477	10,78,698

DETAILS OF VOTES SECURED BY THE CANDIDATES - ASSEMBLY SEGMENT-WISE

Parliamentary Constituency No. & Name	Sl. No.	Candidate Name	PARTY	46- Ibrahimpalma m	93-Munugode	94-Bhongir	95-Nakrekal	96- Thungathurthy	97-Alair	98-Jangoan	Total votes on EVM	Postal	Total Valid Votes
14-Bhongir	1	Komati Reddy Raj Gopal Reddy	Indian National Congress	57,059	67,710	66,347	77,415	79,284	81,844	72,946	5,02,605	1,498	5,04,103
	2	Nomula Narsimhaiah	Communist Party of India (Marxist)	46,641	56,140	47,618	59,991	69,714	42,971	40,068	3,63,143	1,072	3,64,215
	3	Chandra Mouli Gandam	Praja Rajyam Party	30,694	20,142	5,062	15,727	6,797	15,633	10,777	1,04,832	40	1,04,872
	4	Chintha Samba Murthy	Bharatiya Janata Party	9,778	9,083	6,480	3,749	3,014	7,677	6,027	45,808	90	45,898
	5	Sirupangi Ramulu	Independent	1,762	2,468	1,893	2,329	2,739	7,986	9,306	28,483	3	28,486
	6	Rupani Ramesh Vaddera	Independent	2,326	1,141	2,523	919	3,287	1,914	2,793	14,903	0	14,903
	7	Gummi Bakka Reddy	Independent	399	420	11,601	405	337	459	491	14,112	0	14,112
	8	Siddhartha Phoolley	Bahujan Samaj Party	1,316	1,817	950	1,409	1,720	3,604	1,155	11,971	5	11,976
	9	Racha Subhadra Reddy	Lok Satta Party	1,568	1,103	1,580	1,683	1,482	1,645	1,754	10,815	51	10,866
	10	Palla Prabhakar Reddy	Pyramid Party of India	872	986	650	1,907	669	1,504	1,765	8,353	2	8,355
	11	Sangu Mallayya	Independent	581	767	1,148	593	878	944	1,069	5,980	0	5,980
	12	Medi Narsimha	Independent	489	496	511	474	683	808	916	4,377	1	4,378
	13	Mamidigalla John Babu	Independent	355	544	967	397	376	887	842	4,368	0	4,368
	14	Poosa Bala Kishan Besta	Independent	275	488	466	328	461	355	411	2,784	0	2,784
	15	Peruka Anjaiah	Independent	250	444	276	302	328	455	439	2,494	0	2,494
Total				1,54,365	1,63,749	1,48,072	1,67,628	1,71,769	1,68,686	1,50,759	11,25,028	2,762	11,27,790
Parliamentary Constituency No. & Name	Sl. No.	Candidate Name	PARTY	99-Chanpur (Station) (SC)	100-Palakurthi	104-Parkal	105-Warangal West	106-Warangal East	107- Wardhanapet (SC)	108- Bhupalpalle	Total votes on EVM	Postal	Total Valid Votes
15-Warangal (SC)	1	Rajaiah Siricilla	Indian National Congress	64,020	59,414	64,822	42,075	42,863	55,763	66,921	3,95,878	690	3,96,568
	2	Ramagalla Parameshwar	Telangana Rashtra Samithi	32,099	36,651	51,137	34,736	26,133	44,786	45,668	2,71,210	697	2,71,907
	3	Dommati Sambaiiah	Telugu Desam	39,936	40,008	8,328	7,522	11,233	10,710	17,891	1,35,628	69	1,35,697
	4	Dr. Chandragiri Rajamouly	Praja Rajyam Party	18,266	4,195	10,005	15,984	32,677	18,486	8,718	1,08,331	59	1,08,390
	5	Jayapal. V	Bharatiya Janata Party	3,605	3,203	4,186	6,055	6,061	5,662	7,227	35,999	65	36,064
	6	Pakala Devadanam	Independent	3,172	3,852	1,975	822	1,537	2,692	3,130	17,180	0	17,180
	7	Ballepu Venkat Narsinga Rao	Lok Satta Party	1,255	782	835	5,385	3,739	2,168	1,297	15,461	60	15,521
	8	D. Sridhar Rao	Independent	2,750	2,295	1,673	534	745	2,127	3,197	13,321	0	13,321
	9	Damera Mogili	Independent	1,802	1,902	1,431	457	735	1,497	1,652	9,476	1	9,477
	10	Ontela Mondaiah	Pyramid Party of India	1,218	906	940	378	684	1,392	1,210	6,728	0	6,728
	11	Lalaiah. P	Bahujan Samaj Party	978	1,018	910	349	414	1,091	1,037	5,797	1	5,798
	12	Ganapuram Somaiah	Independent	903	856	691	227	290	1,285	1,031	5,283	0	5,283
	13	Dubasi Narasing	Independent	748	814	378	184	749	623	805	4,301	0	4,301
	14	Kannam Venkanna	Independent	416	517	327	87	187	367	467	2,368	1	2,369
	15	Krishnadi Sriatha	Independent	400	354	213	116	138	342	357	1,920	1	1,921
Total				1,71,568	1,56,767	1,47,851	1,14,911	1,28,185	1,48,991	1,60,608	10,28,881	1,644	10,30,525
Parliamentary Constituency No. & Name	Sl. No.	Candidate Name	PARTY	101-Dornakal	102- Mahabubaba d	103- Narsampet	109-Mulug	110- Pinapaka	111-Yellandu	119- Bhadrachela m	Total votes on EVM	Postal	Total Valid Votes
16-Mahaboobabad (ST)	1	P. Balram	Indian National Congress	71,037	70,307	69,005	53,420	41,428	42,006	46,398	3,93,601	846	3,94,447
	2	Kunja Srinivasa Rao	Communist Party of India	47,760	39,714	63,372	49,097	41,356	31,051	52,460	3,24,810	680	3,25,490
	3	D. T. Naik	Praja Rajyam Party	18,535	26,522	16,631	13,595	17,984	24,567	27,265	1,45,099	200	1,45,299
	4	Kechela Ranga Reddy	Independent	1,129	1,558	839	4,233	5,061	28,973	1,348	43,141	23	43,164
	5	P. Satyanarayana	Independent	2,011	3,022	2,088	2,538	2,160	2,288	5,477	19,584	4	19,588
	6	B.Dilip	Bharatiya Janata Party	2,664	2,730	3,092	3,441	1,654	1,057	1,939	16,577	33	16,610
	7	Banoth Molchand	Lok Satta Party	1,610	1,495	1,726	1,730	1,722	1,441	1,503	11,227	76	11,303
	8	Gummadi Pullaiah	Bahujan Samaj Party	1,709	1,365	1,867	2,106	1,181	1,021	1,630	10,879	3	10,882
	9	Podem Sammaiah	Pyramid Party of India	1,685	2,812	1,210	1,509	800	1,181	1,510	10,707	3	10,710
	10	Padiga Yerraiah	Independent	877	1,625	809	1,119	721	957	1,526	7,634	0	7,634
	11	Datla Nageswar Rao	Independent	718	975	536	950	590	774	1,617	6,160	3	6,163
	12	Kalthi Veeraswamy	Independent	612	500	1,013	936	506	692	853	5,112	0	5,112
Total				1,50,347	1,52,625	1,62,188	1,34,674	1,15,163	1,36,008	1,43,526	9,94,531	1,871	9,96,402
Parliamentary Constituency No. & Name	Sl. No.	Candidate Name	PARTY	112- Khanmam	113-Palair	114-Madira	115-Wyra	116-Sathupalli	117- Kothagudem	118- Aswaropeta	Total votes on EVM	Postal	Total Valid Votes
17-Khammam	1	Nama Nageswara Rao	Telugu Desam	88,499	70,189	69,290	58,835	80,882	51,194	48,496	4,67,385	1,983	4,69,368
	2	Renuka Chowdhury	Indian National Congress	36,206	58,488	59,641	40,608	62,292	43,692	41,509	3,42,436	2,484	3,44,920
	3	Jalagam Hemamalini	Praja Rajyam Party	16,272	16,150	15,076	16,160	15,425	35,795	16,082	1,30,960	175	1,31,135
	4	Avula Venkateswarlu	Independent	1,060	1,419	8,302	2,684	1,220	349	8,271	23,305	20	23,325
	5	Jupelli Satyanarayana	Lok Satta Party	4,088	1,111	1,067	1,055	1,319	2,591	698	11,929	214	12,143
	6	Banoth Laxma Naik	Independent	1,091	1,651	1,186	1,459	1,878	1,805	2,572	11,642	0	11,642
	7	Mallavarapu Jeremiah	Independent	876	1,483	1,221	1,283	1,393	1,362	2,572	10,190	0	10,190
	8	Kapilavai Ravinder	Bharatiya Janata Party	1,099	1,171	1,489	1,184	1,186	2,050	1,434	9,613	31	9,644
	9	Thondapu Venkateswara Rao	Bahujan Samaj Party	655	1,402	698	692	1,053	923	875	6,298	4	6,302
	10	Chanda Lingaiah	Independent	439	404	344	1,001	584	1,168	594	4,534	9	4,543
	11	Danda Lingaiah	Independent	238	499	331	1,035	435	461	894	3,893	0	3,893
	12	Manukonda Raghuram Prasad	Pyramid Party of India	549	587	384	698	432	573	637	3,860	8	3,868
	13	Shaikh Madar Saheb	Trilinga Praja Pragati Party	479	314	461	642	386	282	465	3,029	7	3,036
Total				1,51,551	1,54,868	1,59,490	1,27,336	1,68,485	1,42,245	1,25,099	10,29,074	4,935	10,34,009

DETAILS OF VOTES SECURED BY THE CANDIDATES - ASSEMBLY SEGMENT-WISE

Parliamentary Constituency No. & Name	Sl. No.	Candidate Name	PARTY	129-Palaikonda (ST)	130-Kurupam (ST)	131-Parvathipuram (SC)	132-Salur (ST)	147-Araku Valley (ST)	148-Paderu (ST)	172-Rampachodavaram (ST)	Total votes on EVM	Postal	Total Valid Votes
18-Araku (ST)	1	Kishore Chandra Suryanarayana Deo Vyicherla	Indian National Congress	53,601	55,459	60,046	60,111	45,756	42,381	40,723	3,58,077	2,381	3,60,458
	2	Midiyam Babu Rao	Communist Party of India (Marxist)	18,901	19,042	32,555	28,053	25,823	27,842	14,917	1,67,133	881	1,68,014
	3	Meenaka Simhachalam	Praja Rajyam Party	22,404	28,069	14,248	14,832	9,657	16,792	22,329	1,28,331	318	1,28,649
	4	Jayalakshmi Shambudu	Independent	3,232	3,532	2,267	2,873	5,572	4,121	6,142	27,739	19	27,758
	5	Lake Raja Rao	Bahujan Samaj Party	1,628	1,850	2,115	2,508	9,842	4,191	2,049	24,183	148	24,331
	6	Kurusa Bojjaiiah	Bharatiya Janata Party	2,573	2,239	2,372	3,737	4,418	5,124	2,531	22,994	99	23,093
	7	Appa Rao Kinjedi	Independent	756	1,081	715	1,383	9,175	1,532	1,167	15,809	42	15,851
	8	Vadigala Pentayya	Lok Satta Party	1,601	1,291	2,063	1,860	2,924	2,373	1,644	13,756	130	13,886
	9	Illa Rami Reddy	Independent	1,290	1,635	1,045	2,002	2,183	1,703	2,212	12,070	16	12,086
	10	Gadugu Balayya Dora	Rashtriya Janata Dal	1,140	1,250	1,270	1,806	2,049	1,969	915	10,399	51	10,450
	11	Arika Gumpa Swamy	Independent	848	1,116	623	1,011	1,850	1,359	967	7,774	17	7,791
Total				1,07,974	1,16,564	1,19,319	1,20,176	1,19,249	1,09,387	95,596	7,88,265	4,102	7,92,367
Parliamentary Constituency No. & Name	Sl. No.	Candidate Name	PARTY	120-Ichchapuram	121-Palasa	122-Tekkali	123-Pathapam	124-Srikakulam	125-Amadalavalasa	127-Narasamapeta	Total votes on EVM	Postal	Total Valid Votes
19-Srikakulam	1	Killi Krupa Rani	Indian National Congress	44,031	49,125	57,719	59,106	57,554	56,126	61,218	3,84,879	2,815	3,87,694
	2	Yerrannaidu Kinjarapu	Telugu Desam	46,662	41,315	47,405	38,832	53,268	31,145	45,092	3,03,719	988	3,04,707
	3	Kalyani Varudu	Praja Rajyam Party	37,746	22,083	23,962	19,716	27,786	25,592	23,666	1,80,551	549	1,81,100
	4	Nanda Prasada Rao	Pyramid Party of India	3,029	2,264	2,492	2,509	2,548	2,509	2,493	17,844	6	17,850
	5	Tankala Sudhakara Rao	Bahujan Samaj Party	2,372	1,764	2,444	2,951	1,778	2,045	2,217	15,571	13	15,584
	6	Duppala Ravindra Babu	Bharatiya Janata Party	2,006	1,303	1,746	2,123	1,642	1,548	1,422	11,790	47	11,837
Total				1,35,846	1,17,854	1,35,768	1,25,237	1,44,576	1,18,965	1,36,108	9,14,354	4,418	9,18,772
Parliamentary Constituency No. & Name	Sl. No.	Candidate Name	PARTY	126-Echerla	128-Rajam (SC)	133-Bobbili	134-Cheepurupalle	135-Gajapathinagar	136-Nellimaita	137-Vizianagaram	Total votes on EVM	Postal	Total Valid Votes
20-Vizianagaram	1	Jhansi Lakshmi Botcha	Indian National Congress	57,704	61,476	72,431	59,651	62,670	47,248	48,095	4,09,275	2,309	4,11,584
	2	Appalanaidu Kondapalli	Telugu Desam	46,854	34,475	55,094	54,628	52,868	49,318	56,316	3,49,553	1,460	3,51,013
	3	Kimidi Ganapathi Rao	Praja Rajyam Party	28,826	27,062	15,171	15,306	23,050	37,740	24,330	1,71,485	549	1,72,034
	4	Pakalapati Sanyasi Raju	Bharatiya Janata Party	4,922	3,391	3,781	4,223	3,606	3,401	1,867	25,191	48	25,239
	5	Venkata Satyanarayana Raghumanda	Bharateeya Sadharma Samasthapana Party	3,616	1,886	1,852	2,500	2,039	2,752	1,301	15,946	2	15,948
	6	Varri Maheswara Rao	Independent	3,098	1,784	1,112	1,737	1,665	1,996	969	12,361	0	12,361
	7	Datla Satya Appala Sivanandha Raju	Lok Satta Party	1,522	1,317	1,168	1,197	1,135	1,406	3,593	11,338	187	11,525
	8	L. K. Jain	Pyramid Party of India	3,427	1,333	789	992	1,293	1,815	700	10,349	4	10,353
	9	Gottapu Chinnam Naidu	Bahujan Samaj Party	1,504	1,260	1,504	1,425	1,588	1,623	841	9,745	23	9,768
Total				1,51,473	1,33,984	1,52,902	1,41,659	1,49,914	1,47,299	1,38,012	10,15,243	4,582	10,19,825
Parliamentary Constituency No. & Name	Sl. No.	Candidate Name	PARTY	138-Sungavarakota	139-Bhimil	140-Visakhapatnam East	141-Visakhapatnam South	142-Visakhapatnam North	143-Visakhapatnam West	144-Gajuwaka	Total votes on EVM	Postal	Total Valid Votes
21-Visakhapatnam	1	Daggubati Purandeshwari	Indian National Congress	62,191	51,510	49,428	51,727	56,027	47,650	48,049	3,66,582	2,230	3,68,812
	2	Palla Srinivasa Rao	Praja Rajyam Party	26,734	55,178	37,101	41,284	41,074	38,578	61,659	3,01,608	518	3,02,126
	3	Dr. M. V. V. S. Murthi	Telugu Desam	50,073	49,409	34,367	21,811	25,333	16,614	24,808	2,22,415	702	2,23,117
	4	M T Venkateswaralu	Lok Satta Party	4,219	3,816	6,567	5,324	8,344	4,271	6,551	39,092	271	39,363
	5	D.V.Subbarao	Bharatiya Janata Party	1,946	3,025	5,837	4,170	7,009	4,669	3,451	30,107	229	30,336
	6	Apparao Golagana	Independent	1,672	2,041	967	1,214	1,246	782	1,748	9,670	0	9,670
	7	I. M. Ahmed	Bahujan Samaj Party	2,287	2,476	815	684	606	563	1,394	8,825	13	8,838
	8	D. Bharathi	Pyramid Party of India	1,378	1,607	355	675	422	500	955	5,892	4	5,896
	9	Rangaraju Kalidindi	Independent	1,314	1,658	502	402	561	425	933	5,795	2	5,797
	10	Ramesh Lanka	Bharateeya Sadharma Samasthapana Party	1,445	1,498	281	360	523	313	927	5,347	0	5,347
	11	Bethala Kegiya Rani	Bahujan Samaj Party (Ambedkar-Phule)	678	992	245	227	299	255	598	3,294	3	3,297
	12	Bandam Venkat Rao Yadav	Independent	798	772	168	175	223	142	380	2,658	2	2,660
	13	D. V. Ramana (Vasu Master)	Trilinga Praja Pragati Party	491	755	112	194	221	201	514	2,488	5	2,493
	14	Yaddanapudi Ranga Rao	Independent	884	575	140	135	145	93	341	2,313	1	2,314
	15	Yalamanchili Prasad	Independent	663	535	162	141	167	146	377	2,191	4	2,195
Total				1,56,773	1,75,847	1,37,047	1,28,523	1,42,200	1,15,202	1,52,685	10,08,277	3,984	10,12,261

DETAILS OF VOTES SECURED BY THE CANDIDATES - ASSEMBLY SEGMENT-WISE

Parliamentary Constituency No. & Name	Sl. No.	Candidate Name	PARTY	145- Chodavaram	146- Madugula	149- Anakapalle	150- Pendurthi	151- Elamanchilli	152- Payakaraopet	153- Narsipatnam	Total votes on EVM	Postal	Total Valid Votes
22-Anakapalle	1	Sabbam Hari	Indian National Congress	53,157	47,301	47,473	49,616	53,395	50,347	66,206	3,67,495	2,473	3,69,968
	2	Nookarapu Surya Prakasa Rao	Telugu Desam	53,429	49,927	28,625	42,820	38,800	47,867	54,667	3,16,135	921	3,17,056
	3	Allu Aravind	Praja Rajyam Party	35,999	31,850	59,023	53,027	43,995	48,742	20,472	2,93,108	1,075	2,94,183
	4	Appa Rao Kirla	Bharatiya Janata Party	3,270	1,730	1,439	3,496	2,696	2,866	2,898	18,395	98	18,493
	5	Nanda Gopal Gandham	Independent	2,055	1,904	1,584	1,855	1,578	1,846	1,495	12,317	5	12,322
	6	Pulamarasetti Venkata Ramana	Pyramid Party of India	1,422	1,434	1,271	1,551	1,723	1,631	936	9,968	10	9,978
	7	Pathala Satya Rao	Independent	1,515	1,473	1,069	1,167	1,142	1,466	1,383	9,215	3	9,218
	8	Venkata Ramana Babu Pilla	Bahujan Samaj Party	926	1,352	1,192	765	836	983	898	6,952	12	6,964
	9	Bhemiseti Nageswararao	Rashtriya Janata Dal	988	1,135	718	850	795	998	1,090	6,574	4	6,578
	10	Boyina Nageswara Rao	Janata Dal (United)	513	556	455	582	399	462	421	3,388	6	3,394
		Total		1,53,274	1,38,662	1,42,849	1,55,729	1,45,359	1,57,208	1,50,466	10,43,547	4,607	10,48,154
23-Kakinada	1	M.M.Pallamraju	Indian National Congress	54,073	43,737	45,559	44,586	37,194	45,091	51,342	3,21,582	2,025	3,23,607
	2	Chalamalasetty Sunil	Praja Rajyam Party	28,457	30,058	46,462	52,727	44,694	37,594	48,867	2,88,859	704	2,89,563
	3	Vasamsetty Satya	Telugu Desam	45,091	44,922	41,790	28,382	40,781	24,046	32,498	2,57,510	536	2,58,046
	4	Aluri Vijaya Lakshmi	Lok Satta Party	1,217	1,120	1,816	4,676	2,086	5,615	1,103	17,633	271	17,904
	5	Badampudi Baburao	Independent	2,077	2,264	2,871	2,154	2,421	1,270	2,473	15,530	2	15,532
	6	Bikkina Visweswara Rao	Bharatiya Janata Party	2,908	2,777	2,042	1,666	1,806	1,563	2,049	14,811	50	14,861
	7	Danam Lazar Babu	Independent	1,444	1,401	2,000	854	1,113	641	1,732	9,185	3	9,188
	8	Dommeti Sudhakar	Bahujan Samaj Party	1,463	1,046	1,371	675	1,200	498	1,453	7,706	10	7,716
	9	Gali Satyavathi	Republican Party Of India	1,006	1,125	1,112	859	903	1,022	1,234	7,261	2	7,263
	10	Namala Satyanarayana	Rajyadhikara Party	777	727	898	720	741	326	1,096	5,285	2	5,287
	11	Gidla Simhachalam	Rashtriya Dehat Morcha Party	637	573	617	405	404	270	1,202	4,108	0	4,108
	12	Udaya Kumar Kondepudi	Trilinga Praja Pragati Party	401	420	1,013	808	386	234	589	3,851	23	3,874
	13	Bugatha Bangarrao	Communist Party of India (Marxist-Leninist) (Liberation)	373	1,286	505	226	215	142	326	3,073	3	3,076
	14	N.Pallamraju	Ajeya Bharat Party	338	378	325	291	217	366	307	2,222	67	2,289
	15	Chaganti Surya Narayana Murthy	Independent	302	353	318	201	181	239	271	1,865	1	1,866
	16	Akay Suryanarayana	Independent	249	273	216	137	175	102	238	1,390	0	1,390
		Total		1,40,813	1,32,460	1,48,915	1,39,367	1,34,517	1,19,019	1,46,780	9,61,871	3,699	9,65,570
24-Amalapuram (SC)	1	G.V.Harsha Kumar	Indian National Congress	58,849	61,619	56,253	51,684	47,505	60,311	30,343	3,66,564	1,937	3,68,501
	2	Pothula Prameela Devi	Praja Rajyam Party	50,476	31,834	50,799	45,356	39,398	60,622	49,263	3,27,748	748	3,28,496
	3	Gedela Varalakshmi	Telugu Desam	22,597	48,259	23,512	26,764	39,311	36,613	66,945	2,64,001	523	2,64,524
	4	Akumarthi Suryanarayana	Trilinga Praja Pragati Party	3,615	3,057	1,391	1,520	1,584	3,320	3,471	17,958	41	17,999
	5	Kommabattula Uma Maheswara Rao	Bharatiya Janata Party	1,229	1,777	1,563	1,278	2,966	2,418	1,381	12,612	118	12,730
	6	Yalangji Ramesh	Independent	1,014	1,626	979	969	1,016	948	1,114	7,666	9	7,675
	7	Bheemaroo Ramji Muthabathula	Pyramid Party of India	1,003	1,558	913	897	773	1,155	957	7,256	5	7,261
	8	Kiran Kumar Binepe	Praja Bharath Party	937	901	525	538	354	747	801	4,803	7	4,810
	9	Geddamp Sampada Rao	Bahujan Samaj Party	642	920	578	627	641	658	651	4,717	15	4,732
	10	P.V.Chakravarthi	Republican Party of India (Khobragade)	713	634	653	656	501	718	603	4,478	2	4,480
	11	Masa Ramadasu	Rashtriya Dehat Morcha Party	329	500	348	317	346	379	337	2,556	1	2,557
		Total		1,41,404	1,52,685	1,37,514	1,30,606	1,34,395	1,67,889	1,55,866	10,20,359	3,406	10,23,765
25-Rajahmundry	1	Aruna Kumar Vundavalli	Indian National Congress	76,839	45,552	44,129	41,444	41,115	48,970	56,976	3,55,025	2,424	3,57,449
	2	M.Murali Mohan	Telugu Desam	36,274	51,509	43,413	44,783	56,468	51,359	70,604	3,54,410	892	3,55,302
	3	Uppalapati Venkata Krishnam Raju	Praja Rajyam Party	34,165	38,258	35,696	42,133	29,592	44,129	28,867	2,52,840	597	2,53,437
	4	Dr.Paladugu Chandra Mouli	Lok Satta Party	1,221	878	5,070	2,842	1,218	1,298	672	13,199	219	13,418
	5	Sanaboina Subhalakshmi	Independent	1,214	1,093	606	943	1,027	1,020	1,491	7,394	2	7,396
	6	Somu Veerraju	Bharatiya Janata Party	877	919	1,643	1,306	830	799	690	7,064	59	7,123
	7	Vajrapu Koteswara Rao	Bahujan Samaj Party	712	932	445	735	799	1,093	1,073	5,789	16	5,805
	8	Vasamsetty Nageswara Rao	Independent	2,676	467	221	388	425	401	637	5,215	4	5,219
	9	Meda Srinivas	Rashtriya Praja Congress (Secular)	552	738	340	625	444	695	582	3,976	4	3,980
	10	Medapati Papireddy	Trilinga Praja Pragati Party	278	792	125	1,152	172	136	189	2,844	25	2,869
	11	Datla Raya Jagapathi Raju	Pyramid Party Of India	414	469	202	347	262	388	352	2,434	3	2,437
	12	Mushini Ramakrishna Rao	Independent	377	337	126	231	272	230	396	1,969	3	1,972
	13	Paramata Ganeswara Rao	Independent	227	208	133	239	186	175	240	1,408	5	1,413
		Total		1,55,826	1,42,152	1,32,149	1,37,168	1,32,810	1,50,693	1,62,769	10,13,567	4,253	10,17,820

DETAILS OF VOTES SECURED BY THE CANDIDATES - ASSEMBLY SEGMENT-WISE

Parliamentary Constituency No. & Name	Sl. No.	Candidate Name	PARTY	175- Achanta	176- Palacole	177- Narasapuram	178- Bhimavaram	179-Undi	180-Tanuku	181- Tadepalligudem	Total votes on EVM	Postal	Total Valid Votes
26-Narsapuram	1	Bapiraju Kanumuru	Indian National Congress	54,796	52,296	57,512	63,797	56,011	54,055	47,719	3,86,186	3,236	3,89,422
	2	Thota Sita Rama Lakshmi	Telugu Desam	38,668	29,043	10,894	41,572	61,315	50,924	41,436	2,73,852	880	2,74,732
	3	Gobbala Tammaiah	Praja Rajyam Party	18,161	40,751	39,443	40,974	34,758	46,143	45,644	2,65,874	1,184	2,67,058
	4	Manorama Sanku	Lok Satta Party	1,148	1,168	943	3,343	1,832	3,503	1,818	13,755	217	13,972
	5	Bhupathiraju Srinivasa Varma	Bharatiya Janata Party	1,625	1,364	1,750	2,226	1,864	1,659	1,391	11,879	62	11,941
	6	Alluri Yugandhara Raju	Pyramid Party Of India	685	1,411	1,588	1,189	1,149	1,810	1,524	9,356	13	9,369
	7	Kalidindi Venkata Kasi Viswanadha Raju	Bahujan Samaj Party	1,466	1,384	771	1,568	1,511	1,178	1,048	8,926	18	8,944
	8	Kalidindi Bhimaraju	Independent	953	889	890	1,112	1,099	1,073	995	7,011	1	7,012
	9	Navundru Rajendra Prasad	Bharatheeya Sadharma Samasthapanam Party	465	865	915	785	1,022	1,037	927	6,016	0	6,016
	10	Manthena Venkata Raju	Rashtriya Dehat Morcha Party	256	293	429	358	445	339	371	2,491	3	2,494
Total				1,18,223	1,29,464	1,15,135	1,56,924	1,61,006	1,61,721	1,42,873	9,85,346	5,614	9,90,960
Parliamentary Constituency No. & Name	Sl. No.	Candidate Name	PARTY	182- Unguturu	183- Denduluru	184-Eluru	186- Polavaram	187- Chintalapudi	189-Nuzvid	192- Kalkalur	Total votes on EVM	Postal	Total Valid Votes
27-Eluru	1	Kavuri Sambasiva Rao	Indian National Congress	55,578	58,553	55,008	54,444	72,751	70,277	53,563	4,20,174	3,603	4,23,777
	2	Maganti Venkateswara Rao (Babu)	Telugu Desam	47,313	68,675	31,597	45,341	65,065	69,469	52,420	3,79,880	1,114	3,80,994
	3	K.P.Reddaiah Yadav	Praja Rajyam Party	40,655	20,767	33,358	33,993	30,246	22,598	43,569	2,25,186	742	2,25,928
	4	Y.V.S.V.Prasada Rao (Yerneni Prasada Rao)	Pyramid Party Of India	2,083	1,426	1,062	1,952	2,155	1,438	2,066	12,182	11	12,193
	5	Dowluri Govardhan	Independent	1,177	1,224	785	2,197	1,675	1,094	1,641	9,793	2	9,795
	6	Koduri Venkata Subba Raju	Bharatiya Janata Party	1,102	800	1,178	1,411	1,339	1,519	971	8,320	41	8,361
	7	Pillelli Sunil	Bahujan Samaj Party	712	735	332	824	944	888	708	5,143	8	5,151
	8	Tanuku Sekhar	Independent	364	301	161	760	586	479	360	3,011	1	3,012
	9	Dodda Kameswara Rao	Independent	423	315	203	772	588	366	338	3,005	0	3,005
	10	S.N.Raju	Marxist Communist Party Of India (S.S.Srivastava)	410	235	294	473	366	258	442	2,478	1	2,479
	11	Siriki Srinivas	Rashtriya Dehat Morcha Party	228	229	193	611	363	256	315	2,195	1	2,196
	12	Kasi Naidu Kammili	Independent	180	190	119	508	578	335	186	2,096	1	2,097
Total				1,50,225	1,53,450	1,24,290	1,43,286	1,76,656	1,68,977	1,56,579	10,73,463	5,525	10,78,988
Parliamentary Constituency No. & Name	Sl. No.	Candidate Name	PARTY	190- Gannavaram	191- Gudivada	193-Pedana	194- Machilipatnam	195- Avaniigadda	196-Pamarru	197- Penamalur	Total votes on EVM	Postal	Total Valid Votes
28-Machilipatnam	1	Konakalla Narayana Rao	Telugu Desam	83,670	65,267	44,368	39,099	58,668	54,365	62,174	4,07,611	2,325	4,09,936
	2	Badiga Ramakrishna	Indian National Congress	63,526	55,208	45,137	49,333	55,980	61,790	63,351	3,94,325	3,155	3,97,480
	3	Chennamsetti Ramachandraiah	Praja Rajyam Party	19,495	19,759	28,738	32,370	35,405	20,228	29,483	1,85,478	1,443	1,86,921
	4	Yenduri Subramanyeswara Rao (Mani)	Independent	1,702	1,597	3,066	1,220	1,858	1,719	1,613	12,775	0	12,775
	5	Koppula Venkateswara Rao	Lok Satta Party	2,177	1,382	1,186	1,698	1,308	1,417	2,741	11,909	113	12,022
	6	Bhogadi Rama Devi	Bharatiya Janata Party	1,408	1,137	1,313	1,362	2,168	1,682	1,629	10,699	22	10,721
	7	Chigurupati Ramalingeswara Rao	Bahujan Samaj Party	1,226	1,004	787	448	672	712	993	5,842	2	5,844
	8	Vara Lakshmi Koneru	Pyramid Party Of India	370	446	711	596	2,233	573	538	5,467	4	5,471
	9	G.V.Nageswara Rao	Independent	317	287	404	331	584	384	304	2,611	0	2,611
	10	Yarlagadda Rama Mohan Rao	Bharatheeya Sadharma Samasthapanam Party	349	197	309	309	421	294	245	2,124	0	2,124
Total				1,74,240	1,46,284	1,26,019	1,26,766	1,59,297	1,43,164	1,63,071	10,38,841	7,064	10,45,905
Parliamentary Constituency No. & Name	Sl. No.	Candidate Name	PARTY	188- Tiruvuru (SC)	198- Vijaywada West	199- Vijaywada central	200- Vijaywada East	201- Mylavaram	202- Nandigama (SC)	203- Jaggayyapeta	Total votes on EVM	Postal	Total Valid Votes
29-Vijaywada	1	Lagadapati Raja Gopal	Indian National Congress	64,599	57,044	59,463	58,238	65,573	56,990	65,221	4,27,128	2,266	4,29,394
	2	Vamsi Mohan Vallabhaneni	Telugu Desam	63,352	41,011	43,235	54,984	78,364	60,716	73,444	4,15,106	1,576	4,16,682
	3	Rajiv Chanumolu	Praja Rajyam Party	9,981	36,908	39,185	43,913	18,095	14,001	2,430	1,64,513	153	1,64,666
	4	Devineni Kishore Kumar	Lok Satta Party	813	4,833	5,784	6,104	1,648	911	660	20,753	127	20,880
	5	Laka Vengala Rao Yadav	Bharatiya Janata Party	1,838	3,645	3,551	2,461	1,645	1,478	1,274	15,892	59	15,951
	6	Boppa Venkateswara Rao	Independent	812	1,575	1,419	1,134	831	650	557	6,978	0	6,978
	7	Bolisetty Hari Babu	Independent	925	790	889	696	925	694	689	5,608	0	5,608
	8	Veerla Sanjeeva Rao	Independent	732	695	500	547	868	583	690	4,615	0	4,615
	9	Sistla Narasimha Murthy	Bahujan Samaj Party	729	516	540	497	796	741	746	4,565	20	4,585
	10	Raghava Rao Jakka	Pyramid Party Of India	276	741	670	629	409	336	151	3,212	15	3,227
	11	Senapathi Chiranjeevi	Independent	659	342	240	286	505	369	402	2,803	0	2,803
	12	Jakka Taraka Mallikarjuna Rao	Independent	347	397	496	525	306	251	97	2,419	0	2,419
	13	Appikatla Jawahar	Independent	135	759	349	335	149	147	56	1,930	1	1,931
	14	Shaik Mastan	Independent	293	378	285	245	264	202	217	1,884	0	1,884
	15	Devarasetty Ravindra Babu	Independent	182	293	384	281	175	172	109	1,596	0	1,596
	16	Baipudi Nageswara Rao	Independent	202	379	201	128	177	165	148	1,400	0	1,400
	17	Venkata Rao. P	Independent	176	124	144	97	210	143	139	1,033	0	1,033
	18	Perupogu Venkateswara Rao	Independent	139	142	157	116	155	119	98	926	1	927
	19	Krishna Murthy Sunkara	Independent	129	203	156	98	121	104	57	868	0	868
	20	Devireddy Ravindranatha Reddy	Independent	149	123	161	120	121	90	86	850	0	850
Total				1,46,468	1,50,898	1,57,809	1,71,434	1,71,337	1,38,862	1,47,271	10,84,079	4,218	10,88,297

DETAILS OF VOTES SECURED BY THE CANDIDATES - ASSEMBLY SEGMENT-WISE

Parliamentary Constituency No. & Name	Sl. No.	Candidate Name	PARTY	205-Tadikonda (SC)	206-Mangalagiri	207-Ponnur	210-Tenali	212-Prathipadu (SC)	213-Guntur West	214-Guntur East	Total votes on EVM	Postal	Total Valid Votes
30-Guntur	1	Rayapati Sambasiva Rao	Indian National Congress	61,149	57,837	59,712	63,797	65,832	47,074	45,793	4,01,194	2,743	4,03,937
	2	Madala Rajendra	Telugu Desam	56,855	59,145	60,668	56,205	63,142	38,485	28,500	3,63,000	1,582	3,64,582
	3	Thota Chandrasekhar	Praja Rajyam Party	16,307	35,612	30,915	38,843	33,824	34,308	37,099	2,26,908	856	2,27,764
	4	Amanulla Khan	Lok Satta Party	1,287	2,651	1,820	3,384	1,418	3,777	2,852	17,189	173	17,362
	5	Yadlapati Swarupa Rani	Bharatiya Janata Party	988	2,116	1,287	1,782	979	1,951	1,617	10,720	77	10,797
	6	Mallela Babu Rao	Bahujan Samaj Party	992	1,255	1,593	909	1,332	739	544	7,364	21	7,385
	7	Srinivasa Rao Thotakura	Ajeya Bharat Party	647	958	710	761	723	416	524	4,739	0	4,739
	8	Velagapudi Lakshmana Rao	Pyramid Party Of India	341	669	436	617	467	307	393	3,230	4	3,234
	9	Yarrakula Tulasi Ram Yadav	Samajwadi Party	265	528	295	469	343	224	460	2,584	5	2,589
	10	Kommanaboina Lakshmaiah	Rajyadhikara Party	264	430	381	401	338	261	267	2,342	0	2,342
Total				1,39,095	1,61,201	1,57,817	1,67,168	1,68,398	1,27,542	1,18,049	10,39,270	5,461	10,44,731
Parliamentary Constituency No. & Name	Sl. No.	Candidate Name	PARTY	204-Pedakurapadu	215-Chilakaluripet	216-Narasaraopet	217-Sattenpalli	218-Vinukonda	219-Guruzala	220-Macherla	Total votes on EVM	Postal	Total Valid Votes
31-Narsaraopet	1	Modugula Venu Gopala Reddy	Telugu Desam	67,184	74,972	52,785	54,502	85,275	69,949	56,825	4,61,492	1,866	4,63,358
	2	Balashowry Vallabhaneni	Indian National Congress	63,175	60,904	63,158	64,673	70,918	65,556	70,748	4,59,132	2,619	4,61,751
	3	Shaik Syed Saheb	Praja Rajyam Party	14,076	13,639	13,709	23,796	9,831	23,318	16,380	1,14,749	175	1,14,924
	4	Bejjam Ratnakara Rao	Bahujan Samaj Party	1,105	798	765	864	2,378	1,270	1,352	8,532	17	8,549
	5	Vallepu Krupa Rao	Bharatiya Janata Party	738	819	1,040	1,023	1,280	1,022	1,148	7,070	29	7,099
	6	Ganugapenta Uttamareddy	Lok Satta Party	522	1,158	913	788	680	1,032	1,904	6,997	79	7,076
	7	Ramadugu Venkata Subbarao	Independent	644	676	688	758	1,039	1,242	1,119	6,166	1	6,167
	8	Yampati Veeranjaneeya Reddy	Independent	956	254	248	321	411	443	429	3,062	0	3,062
	9	Soudagar Mastanvali	Pyramid Party Of India	324	244	324	624	311	495	450	2,772	2	2,774
	10	Katamaraju Nalagorla	Independent	1,470	91	105	382	103	168	209	2,528	0	2,528
	11	Atchala Narasimha Rao	Independent	125	132	221	190	166	185	229	1,248	1	1,249
	12	Annamaraju Venugopala Madhava Rao	Independent	113	113	112	164	169	190	245	1,106	0	1,106
	13	Edara Saiprasad	Bharatheeya Sadharma Samasthapanam Party	135	100	112	151	180	167	225	1,070	0	1,070
	14	Kesari Srinivasa Reddy	Independent	109	117	102	130	157	172	254	1,041	0	1,041
Total				1,50,676	1,54,017	1,34,282	1,48,366	1,72,898	1,65,209	1,51,517	10,76,965	4,789	10,81,754
Parliamentary Constituency No. & Name	Sl. No.	Candidate Name	PARTY	208-Vemuru	209-Repalle	211-Bapatla	223-Parchur	224-Addanki	225-Chirala	226-Samhanuthalapati	Total votes on EVM	Postal	Total Valid Votes
32-Bapatla (SC)	1	Panabaka Lakshmi	Indian National Congress	54,142	65,528	57,940	73,917	84,878	58,935	63,321	4,58,661	2,096	4,60,757
	2	Malyadri Sriram	Telugu Desam	56,667	57,184	38,565	68,913	69,762	40,900	57,527	3,89,518	1,901	3,91,419
	3	Nuthakki Rama Rao	Praja Rajyam Party	27,492	26,355	18,536	19,760	11,526	22,986	17,584	1,44,239	354	1,44,593
	4	Battula Rosayya	Bharatiya Janata Party	1,702	2,487	1,944	2,491	1,963	1,876	1,860	14,323	47	14,370
	5	Dara Sambaiah	Bahujan Samaj Party	1,253	1,473	752	927	1,637	1,430	1,499	8,971	8	8,979
	6	Gudipalli Sathya Babuji	Independent	1,185	971	895	987	732	889	796	6,455	0	6,455
	7	Gorremuchu Chinna Rao	Independent	1,209	613	1,992	592	448	580	450	5,884	0	5,884
	8	Devarapalli Bujji Babu	Independent	681	867	929	805	795	702	780	5,559	0	5,559
	9	Garikapati Sudhakar	Rashtriya Dehat Morcha Party	655	724	605	538	520	431	492	3,965	1	3,966
	10	Golla Babu Rao	Independent	203	219	266	269	242	199	246	1,644	1	1,645
Total				1,45,189	1,56,421	1,22,424	1,69,199	1,72,503	1,28,928	1,44,555	10,39,219	4,408	10,43,627
Parliamentary Constituency No. & Name	Sl. No.	Candidate Name	PARTY	221-Yeragondapalem (SC)	222-Darsi	227-Ongole	229-Kondapi (SC)	230-Markapuram	231-Giddalur	232-Kanigiri	Total votes on EVM	Postal	Total Valid Votes
33-Ongole	1	Magunta Srinivasulu Reddy	Indian National Congress	66,786	67,332	69,889	72,450	60,867	50,756	58,746	4,46,826	3,616	4,50,442
	2	Madduluri Malakondaiah Yadav	Telugu Desam	53,053	52,899	45,886	66,924	66,712	30,431	53,667	3,69,572	2,347	3,71,919
	3	Pidathala Saikalpana	Praja Rajyam Party	6,042	26,572	31,207	8,846	7,044	55,156	6,430	1,41,297	1,006	1,42,303
	4	Mandava Vasudeva	Bharatiya Janata Party	1,843	1,221	1,331	1,164	2,572	1,371	2,745	12,247	25	12,272
	5	Dr.Narayanam Radha Devi	Lok Satta Party	491	759	3,367	1,136	798	1,112	2,631	10,294	71	10,365
	6	Chaluvadi Srinivasarao	Pyramid Party Of India	1,739	1,648	1,112	1,230	989	2,123	1,396	10,237	6	10,243
	7	Yathapu Kondareddy	Independent	1,296	1,183	687	822	977	1,825	3,256	10,046	0	10,046
	8	Dama Mohana Rao	Independent	1,105	974	674	942	919	1,702	787	7,103	1	7,104
	9	Nalamalapu Lakshminarasareddy	Independent	474	441	210	296	401	778	409	3,009	0	3,009
	10	Shaik Shajahan	United Women Front	193	422	215	147	163	756	167	2,063	1	2,064
	11	Garre Ramakrishna	Independent	259	237	125	164	172	461	164	1,582	0	1,582
Total				1,33,281	1,53,688	1,54,703	1,54,121	1,41,614	1,46,471	1,30,398	10,14,276	7,073	10,21,349

DETAILS OF VOTES SECURED BY THE CANDIDATES - ASSEMBLY SEGMENT-WISE

Parliamentary Constituency No. & Name	Sl. No.	Candidate Name	PARTY	253-Allagadda	254-Srisailem	255-Nandikotkur	257-Panyam	258-Nandyal	259-Banaganapalle	260-Dhone	Total votes on EVM	Postal	Total Valid Votes
34-Nandyal	1	S.P.Y.Reddy	Indian National Congress	59,618	48,963	63,165	63,323	66,060	43,750	54,246	3,99,125	898	4,00,023
	2	Nasyam Mohammed Farook	Telugu Desam	23,381	42,943	56,585	54,033	35,846	37,137	58,852	3,08,777	399	3,09,176
	3	Bhuma Venkata Nagi Reddy	Praja Rajyam Party	60,148	16,912	12,627	27,872	34,747	52,760	15,248	2,20,314	515	2,20,829
	4	S.Mohammed Ismail	Bahujan Samaj Party	833	885	1,154	1,333	748	1,167	1,491	7,611	0	7,611
	5	B.V.Rami Reddy	Independent	870	656	980	1,192	784	1,129	1,736	7,347	0	7,347
	6	T. Mahesh Naidu	Independent	966	680	1,119	1,117	661	1,187	1,290	7,020	0	7,020
	7	Rama Jagannatha Reddy Tamidela	Lok Satta Party	1,021	555	518	1,634	1,472	971	793	6,964	24	6,988
	8	Abdul Sattar.G.	B.C.United Front	1,312	869	1,123	1,025	930	719	932	6,910	0	6,910
	9	B.R.L. Reddy	Independent	438	691	769	912	507	526	1,122	4,965	0	4,965
	10	Singam Venkateswara Reddy	Independent	952	438	479	503	557	579	474	3,982	0	3,982
	11	Pichhike Narendra Dev	Rashtriya Krantikari Samajwadi Party	511	219	222	354	353	478	421	2,558	1	2,559
	12	Gali Rama Subba Reddy	Independent	672	171	218	363	276	565	265	2,530	0	2,530
	13	G.Balaswamy	Independent	365	237	345	357	254	413	421	2,392	2	2,394
	14	Vennupusa Venkateswara Reddy	Independent	407	240	315	304	280	394	324	2,264	0	2,264
	15	T.Srinivasulu	Independent	396	223	269	249	257	369	351	2,114	0	2,114
	16	A.U.Farooq	Independent	285	156	203	250	205	286	317	1,702	1	1,703
	17	V.Seshi Reddy	Independent	350	181	171	213	244	260	200	1,619	1	1,620
	18	B.P.Kambagiri Swamy	Independent	300	124	154	195	167	280	259	1,479	0	1,479
	19	K.Arther Pancharatnam	Independent	269	130	142	174	156	204	152	1,227	1	1,228
	20	Sadhu Veera Venkata Ramanaiah	Rashtriya Dehat Morcha Party	199	95	94	144	117	202	197	1,048	0	1,048
	21	Ambati Rameswara Reddy	Independent	184	115	119	151	122	187	158	1,036	0	1,036
Total				1,53,477	1,15,483	1,40,771	1,55,698	1,44,743	1,43,563	1,39,249	9,92,984	1,842	9,94,826
Parliamentary Constituency No. & Name	Sl. No.	Candidate Name	PARTY	256-Kurnool	261-Pattikonda	262-Kodumur	263-Yemmiganur	264-Mantralayam	265-Adoni	266-Alur	Total votes on EVM	Postal	Total Valid Votes
35-Kurnool	1	Kotla Jaya Surya Prakash Reddy	Indian National Congress	70,692	60,940	51,560	55,701	42,137	47,633	52,654	3,81,317	1,351	3,82,668
	2	B.T.Naidu	Telugu Desam	22,051	62,433	41,979	49,224	50,490	44,827	37,063	3,08,067	828	3,08,895
	3	Dr. Dandiyala Khaja Peera	Praja Rajyam Party	13,267	5,152	23,470	15,946	9,430	16,915	30,502	1,14,682	121	1,14,803
	4	V.V. Ramana	Independent	145	823	747	750	1,143	487	8,852	12,947	4	12,951
	5	Gaddam Ramakrishna	Bahujan Samaj Party	809	2,368	1,640	1,668	2,377	1,155	1,521	11,538	4	11,542
	6	Raju	Independent	498	1,846	1,848	1,770	2,314	1,078	2,176	11,530	3	11,533
	7	Jalli Venkatesh	Lok Satta Party	2,466	619	920	798	702	1,180	1,666	8,351	47	8,398
	8	Ravi Subramanyam K.A.	Bharatiya Janata Party	854	921	1,010	891	1,305	1,616	1,652	8,249	19	8,268
	9	Dr.P.R.Parameswar Reddy	Pyramid Party of India	340	470	791	651	820	462	1,336	4,870	5	4,875
	10	B.Naga Jaya Chandra Reddy	Rashtriya Dehat Morcha Party	262	368	530	439	683	376	1,430	4,088	0	4,088
	11	Devi Ramalingappa	Independent	111	508	510	388	658	286	875	3,336	3	3,339
Total				1,11,495	1,36,448	1,25,005	1,28,226	1,12,059	1,16,015	1,39,727	8,68,975	2,385	8,71,360
Parliamentary Constituency No. & Name	Sl. No.	Candidate Name	PARTY	267-Rayachodur	268-Uravakonda	269-Gumtaka	270-Tadpatiri	271-Singanamala	272-Anantapur urban	273-Kalyandurg	Total votes on EVM	Postal	Total Valid Votes
36-Ananthapur	1	Anantha Venkatarami Reddy	Indian National Congress	75,388	65,848	61,231	64,871	68,401	49,754	70,158	4,55,651	2,225	4,57,876
	2	Kalava Srinivasulu	Telugu Desam	59,718	61,093	49,987	55,621	59,295	32,120	60,653	3,78,487	1,468	3,79,955
	3	Mansoor	Praja Rajyam Party	9,784	7,728	20,000	19,114	12,205	25,986	7,161	1,01,978	69	1,02,047
	4	Ambati Rama Krishna Reddy	Bharatiya Janata Party	2,880	2,107	1,871	3,304	2,490	1,436	2,446	16,534	6	16,540
	5	J.C. Ramanjula Reddy	Independent	2,025	1,447	1,174	1,543	1,473	474	1,043	9,179	0	9,179
	6	K.P.Narayana Swamy	Independent	1,842	1,254	1,113	1,238	1,452	447	1,562	8,908	0	8,908
	7	Amarnath	Lok Satta Party	544	454	1,013	769	469	2,672	374	6,295	45	6,340
	8	Gaddala Nagabhushanam	Bahujan Samaj Party	1,101	783	1,022	917	950	335	812	5,920	1	5,921
	9	Devalla Murali	Independent	798	579	437	632	1,122	799	413	4,780	1	4,781
	10	T.Chandrasekhar	Independent	590	404	547	644	515	320	326	3,346	0	3,346
	11	G.Hari	Pyramid Party Of India	594	355	471	563	585	346	313	3,227	5	3,232
	12	Krushnapuram Gayathri Devi	Communist Party of India (Marxist-Leninist) (Liberation)	322	273	339	405	347	222	175	2,083	0	2,083
Total				1,55,586	1,42,325	1,39,205	1,49,621	1,49,304	1,14,911	1,45,436	9,96,388	3,820	10,00,208

DETAILS OF VOTES SECURED BY THE CANDIDATES - ASSEMBLY SEGMENT-WISE

Parliamentary Constituency No. & Name	Sl. No.	Candidate Name	PARTY	274-Raptadu	275-Madakasira	276-Hindupur	277-Penukonda	278-Puttaparthi	279-Dharmavaram	280-Kadiri	Total votes on EVM	Postal	Total Valid Votes
37-Hindupur	1	Kristappa Nimmala	Telugu Desam	67,043	60,805	53,429	69,622	60,381	53,141	69,572	4,33,993	1,760	4,35,753
	2	P.Khasim Khan	Indian National Congress	61,488	70,217	49,230	54,434	55,736	61,058	59,113	4,11,276	1,642	4,12,918
	3	Kadapala Srikantha Reddy	Praja Rajyam Party	7,120	8,041	24,231	19,218	12,955	22,317	16,701	1,10,583	115	1,10,698
	4	Naresh (Cine Actor)	Bharatiya Janata Party	2,004	2,918	5,637	2,694	2,485	4,453	2,171	22,362	37	22,399
	5	P.Prasad (Peetla Prasad)	Independent	2,222	2,402	2,834	2,829	2,465	2,442	3,088	18,282	0	18,282
	6	Niranjan Babu,K	Lok Satta Party	475	467	3,035	673	492	1,556	685	7,383	139	7,522
	7	S.Muskin Vali	Pyramid Party Of India	312	560	2,466	503	362	902	461	5,566	23	5,589
	8	B.Nagabhushana Rao	Independent	655	719	773	806	661	1,022	803	5,439	0	5,439
	9	B.S.P.Sreeramulu	Bahujan Samaj Party	401	797	933	778	469	639	612	4,629	7	4,636
	10	K.Jakeer	Independent	268	453	479	429	315	795	414	3,153	0	3,153
Total				1,41,988	1,47,379	1,43,047	1,51,986	1,36,321	1,48,325	1,53,620	10,22,666	3,723	10,26,389
Parliamentary Constituency No. & Name	Sl. No.	Candidate Name	PARTY	243-Badvel	245-Kadapa	248-Pulivendla	249-Kamalapuram	250-Jammalamadugu	251-Proddatur	252-Mydukur	Total votes on EVM	Postal	Total Valid Votes
38-Kadapa	1	Y.S.Jagan Mohan Reddy	Indian National Congress	78,770	72,096	1,01,445	68,525	84,979	64,601	67,615	5,38,031	4,580	5,42,611
	2	Palem Srikanth Reddy	Telugu Desam	38,235	43,270	34,344	54,755	72,683	66,031	52,962	3,62,280	1,485	3,63,765
	3	Dr. Khaleel Basha	Praja Rajyam Party	8,412	12,476	2,962	3,065	4,294	18,216	13,836	63,261	48	63,309
	4	Jambapuram Muni Reddy	Bahujan Samaj Party	2,257	1,164	1,408	2,032	2,542	664	694	10,761	0	10,761
	5	Vangala Shashibhushan Reddy	Bharatiya Janata Party	835	1,093	1,115	815	1,057	1,219	1,029	7,163	8	7,171
	6	Y.Sekhara Reddy	Republican Party Of India (A)	756	422	669	858	1,186	698	817	5,406	0	5,406
	7	V. Narendra	Independent	794	541	787	885	1,081	504	568	5,160	0	5,160
	8	Yellipalam Ramesh Reddy	Independent	798	511	775	660	792	519	600	4,655	0	4,655
	9	Gudipati Prasanna Kumar	Lok Satta Party	327	1,269	300	283	595	719	314	3,807	24	3,831
	10	Sivanarayana Reddy Chadipiralla	Independent	490	357	477	486	748	530	555	3,643	0	3,643
	11	S. Ali Sher	Independent	457	190	223	352	598	261	348	2,429	0	2,429
	12	Thimmappagari Venkata Siva Reddy	Independent	404	187	272	367	469	208	286	2,193	0	2,193
	13	S. Raja Madiga	Independent	363	246	232	350	546	179	197	2,113	4	2,117
	14	Gajjala Ramasubba Reddy	Pyramid Party Of India	238	286	198	191	280	365	374	1,932	2	1,934
	15	J. Subbarayudu	Independent	249	197	254	262	342	258	273	1,835	1	1,836
	16	Kasibhatla Sainath Sarma	Rajyadhikara Party	204	149	199	155	205	205	259	1,376	0	1,376
	17	Chinnapa Reddy Komma	Bharatiya Jan Shakti	222	106	175	195	230	169	199	1,296	0	1,296
	18	Kuncham Venkata Subba Reddy	Royalaseema Rashtra Samithi	185	147	115	116	191	292	238	1,284	0	1,284
	19	C.Gopi Narasimha Reddy	Janata Dal (United)	113	83	113	117	141	101	148	816	0	816
	20	N.Kishore Kumar Reddy	Janata Dal (Secular)	87	66	77	85	133	101	143	692	0	692
Total				1,34,196	1,34,856	1,46,140	1,34,554	1,73,092	1,55,840	1,41,455	10,20,133	6,152	10,26,285
Parliamentary Constituency No. & Name	Sl. No.	Candidate Name	PARTY	228-Kandukur	233-Kavali	234-Atmakur	235-Kovur	236-Nellore City	237-Nellore Rural	242-Udayagiri	Total votes on EVM	Postal	Total Valid Votes
39-Nellore	1	Mekapati Rajamohan Reddy	Indian National Congress	73,096	52,797	76,206	67,527	39,407	49,668	68,998	4,27,699	2,536	4,30,235
	2	Vanteru Venu Gopala Reddy	Telugu Desam	68,603	67,396	53,959	69,268	26,241	31,824	56,160	3,73,451	1,791	3,75,242
	3	Jana Ramachandraiah	Praja Rajyam Party	6,275	24,766	8,661	21,784	30,250	32,623	13,653	1,38,012	99	1,38,111
	4	Bathina Narasimha Rao	Bharatiya Janata Party	708	3,080	2,329	2,702	3,348	3,190	12,922	16,649	78	16,727
	5	Vemuri Bhaskara Rao	Lok Satta Party	672	1,199	730	1,350	3,193	2,793	749	10,686	65	10,751
	6	Karimulla	Independent	1,334	1,807	1,564	1,611	1,059	1,045	1,769	10,189	0	10,189
	7	S.Padma Nageswara Rao	Bahujan Samaj Party	516	675	1,433	1,606	544	848	1,655	7,277	22	7,299
	8	Syed Hamza Hussainy	Independent	578	828	917	1,089	1,092	682	1,060	6,246	1	6,247
	9	Sidiraju Satyanarayana	Pyramid Party Of India	349	634	361	565	403	573	584	3,469	2	3,471
	10	Muchakala Chandra Sekhar Yadav	Independent	195	532	266	312	236	202	347	2,090	0	2,090
	11	Venkata Bhaskar Reddy Dirisala	Independent	248	302	357	366	155	228	401	2,057	0	2,057
Total				1,52,574	1,54,016	1,46,783	1,68,180	1,05,928	1,23,676	1,46,668	9,97,825	4,594	10,02,419
Parliamentary Constituency No. & Name	Sl. No.	Candidate Name	PARTY	238-Sarvepalli	239-Gudur	240-Sullurpeta	241-Venkatagiri	286-Tirupati	287-Srikalahasti	288-Satyaveedu	Total votes on EVM	Postal	Total Valid Votes
40-Thirupathi (SC)	1	Chinta Mohan	Indian National Congress	75,343	55,188	64,091	65,640	45,568	63,462	56,793	4,26,085	2,318	4,28,403
	2	Varla Ramaiah	Telugu Desam	62,997	61,374	63,012	66,321	21,982	66,697	65,643	4,08,026	1,101	4,09,127
	3	Varaprasada Rao. V	Praja Rajyam Party	11,466	26,242	23,806	19,326	51,626	24,902	13,976	1,71,344	294	1,71,638
	4	N. Venkataswamy	Bharatiya Janata Party	2,503	3,993	3,245	2,680	3,277	3,481	2,383	21,562	134	21,696
	5	Juvvignunta Venkateswarlu	Lok Satta Party	758	2,027	1,517	1,487	3,384	1,384	732	11,289	100	11,389
	6	Yalavadi Muni Krishnaiah	Independent	1,240	1,205	1,280	1,471	729	1,055	1,077	8,057	0	8,057
	7	Degala Suryanarayana	Pyramid Party Of India	363	705	759	623	405	469	513	3,837	2	3,839
	8	Kattamanchi Prabakhar	Independent	400	508	579	475	177	347	385	2,871	0	2,871
	9	Orepalli Venkata Krishna Prasad	Independent	302	392	380	353	239	298	294	2,258	0	2,258
	10	Dhanasekhar Gundluru	Republican Party Of India (A)	248	328	496	381	245	271	286	2,255	0	2,255
Total				1,55,620	1,51,962	1,59,165	1,58,757	1,27,632	1,62,366	1,42,082	10,57,584	3,949	10,61,533

DETAILS OF VOTES SECURED BY THE CANDIDATES - ASSEMBLY SEGMENT-WISE

Parliamentary Constituency No. & Name	Sl. No.	Candidate Name	PARTY	244-Rajampet	246-Kodur	247-Rayachoti	281-Thamballapalle	282-Pileru	283-Medanapalle	284-Punganur	Total votes on EVM	Postal	Total Valid Votes
41-Rajampet	1	Annayagari Sai Prathap	Indian National Congress	59,425	51,025	67,731	45,464	56,255	56,388	85,750	4,22,038	1,872	4,23,910
	2	Ramesh Kumar Reddy Reddappagari	Telugu Desam	47,119	37,111	58,827	45,158	41,828	40,226	42,189	3,12,458	1,075	3,13,533
	3	D.A. Srinivas	Praja Rajyam Party	21,110	22,462	7,220	30,681	41,414	32,150	24,640	1,79,677	860	1,80,537
	4	Allapureddy. Harinatha Reddy	Bharatiya Janata Party	2,574	2,095	1,972	16,237	2,442	2,089	2,837	30,246	17	30,263
	5	Haji Mohammad Azam	Independent	2,018	1,268	1,597	2,064	2,271	1,479	2,064	12,761	1	12,762
	6	Shaik Ameen Peeran	Ambedkar National Congress	849	572	951	1,261	1,279	1,024	1,279	7,215	0	7,215
	7	Sunkara Sreenivas	Bahujan Samaj Party	952	497	899	886	774	582	713	5,303	2	5,305
	8	Nageswara Rao Edagottu	Lok Satta Party	878	536	548	639	695	918	599	4,813	26	4,839
	9	Pula Raghun	Independent	494	347	549	514	499	545	465	3,413	0	3,413
	10	Kasthuri Obaiah Naidu	Independent	484	353	330	594	779	420	445	3,405	0	3,405
	11	Dr. Arava Venkata Subba Reddy, MBBS,DCH	Pyramid Party Of India	486	290	294	828	555	507	337	3,297	3	3,300
	12	B. Krishnappa	Independent	447	315	591	484	429	298	476	3,040	0	3,040
	13	Asadi Venkatadri	Independent	234	153	174	299	266	167	227	1,520	0	1,520
	14	Indra Prakash	Independent	225	136	184	268	242	171	219	1,445	0	1,445
	15	Adi Narayana Reddy. V	Bharatheeya Sadharma Samasthapana Party	210	143	127	191	222	124	144	1,161	0	1,161
Total				1,37,505	1,17,303	1,41,994	1,45,568	1,49,950	1,37,088	1,62,384	9,91,792	3,856	9,95,648
Parliamentary Constituency No. & Name	Sl. No.	Candidate Name	PARTY	285-Chandragiri	289-Nagari	290-Gangadhara nellore	291-Chittoor	292-Puthalapattu	293-Palamaner	294-Kuppam	Total votes on EVM	Postal	Total Valid Votes
42-Chittoor(SC)	1	Naramalli Sivaprasad.	Telugu Desam	60,677	59,166	49,912	31,801	63,063	79,836	89,166	4,33,621	755	4,34,376
	2	Thippeswamy.M.	Indian National Congress	72,870	60,344	66,468	48,447	65,274	64,581	44,425	4,22,409	1,308	4,23,717
	3	Talari Manohar	Praja Rajyam Party	30,259	13,755	13,024	40,758	18,506	21,521	5,790	1,43,613	285	1,43,898
	4	Jayaram Duggani	Bahujan Samaj Party	2,338	2,586	2,553	1,548	1,332	1,889	2,060	14,306	5	14,311
	5	G. Venkatachalam	Lok Satta Party	2,286	1,730	1,946	2,031	1,596	2,110	1,551	13,250	36	13,286
	6	B.Sivakumar	Bharatiya Janata Party	1,576	1,929	1,575	1,011	1,250	1,865	1,671	10,877	22	10,899
	7	A.Amaranadh	Rashtriya Krantikari Samajwadi Party	442	393	636	680	496	674	630	3,951	0	3,951
Total				1,70,448	1,39,903	1,36,114	1,26,276	1,51,517	1,72,476	1,45,293	10,42,027	2,411	10,44,438

STATEMENT SHOWING CONSTITUENCY-WISE VOTES SECURED BY THE ELECTED WOMEN/SC/ST CANDIDATES WITH MARGIN OF VOTES

Parliamentary Constituency No. & Name	Total Valid Votes	Name of the Elected Candidate	Party	Valid votes secured	Percentage polled to elected candidate	Margin of votes	Percentage of Margin
WOMEN CANDIDATES							
6 MEDAK	10,60,272	VIJAYA SHANTHI .M	TRS	3,88,839	36.67	6,077	0.57
19 SRIKAKULAM	9,18,772	KILLI KRUPA RANI	INC	3,87,694	42.20	82,987	9.03
20 VIZIANAGARAM	10,19,825	JHANSI LAXMI BOTCHA	INC	4,11,584	40.36	60,571	5.94
21 VISAKHAPATNAM	10,12,261	DAGGUBATI PURANDESWARI	INC	3,68,812	36.43	66,686	6.59
32 BAPATLA (SC)	10,43,627	PANABAKA LAKSHMI	INC	4,60,757	44.15	69,338	6.64
SC CANDIDATES							
2 PEDDAPALLE (SC)	9,04,084	DR.G.VIVEKANAND	INC	3,13,748	34.70	49,017	5.42
7 MALKAJGIRI	12,05,714	SARVEY SATYANARAYANA	INC	3,88,368	32.21	93,326	7.74
12 NAGARKURNOOL(SC)	10,25,367	DR. MANDA JAGANNATH	INC	4,22,745	41.23	47,767	4.66
15 WARANGAL (SC)	10,30,525	RAJAIH SIRICILLA	INC	3,96,568	38.48	1,24,661	12.10
24 AMALAPURAM (SC)	10,23,765	G.V.HARSHA KUMAR	INC	3,68,501	35.99	40,005	3.91
32 BAPATLA (SC)	10,43,627	PANABAKA LAKSHMI	INC	4,60,757	44.15	69,338	6.64
40 TIRUPATI (SC)	10,61,533	CHINTA MOHAN	INC	4,28,403	40.36	19,276	1.82
42 CHITTOOR (SC)	10,44,438	NARAMALLI SIVAPRASAD	TDP	4,34,376	41.59	10,659	1.02
ST CANDIDATES							
1 ADILABAD (ST)	8,63,581	RATHOD RAMESH	TDP	3,72,268	43.11	1,15,087	13.33
16 MAHABUBABAD (ST)	9,96,402	P. BALRAM	INC	3,94,447	39.59	68,957	6.92
18 ARAKU (ST)	7,92,367	KISHORE CHANDRA SURYANARAYANA DEO VYRICHERLA	INC	3,60,458	45.49	1,92,444	24.29

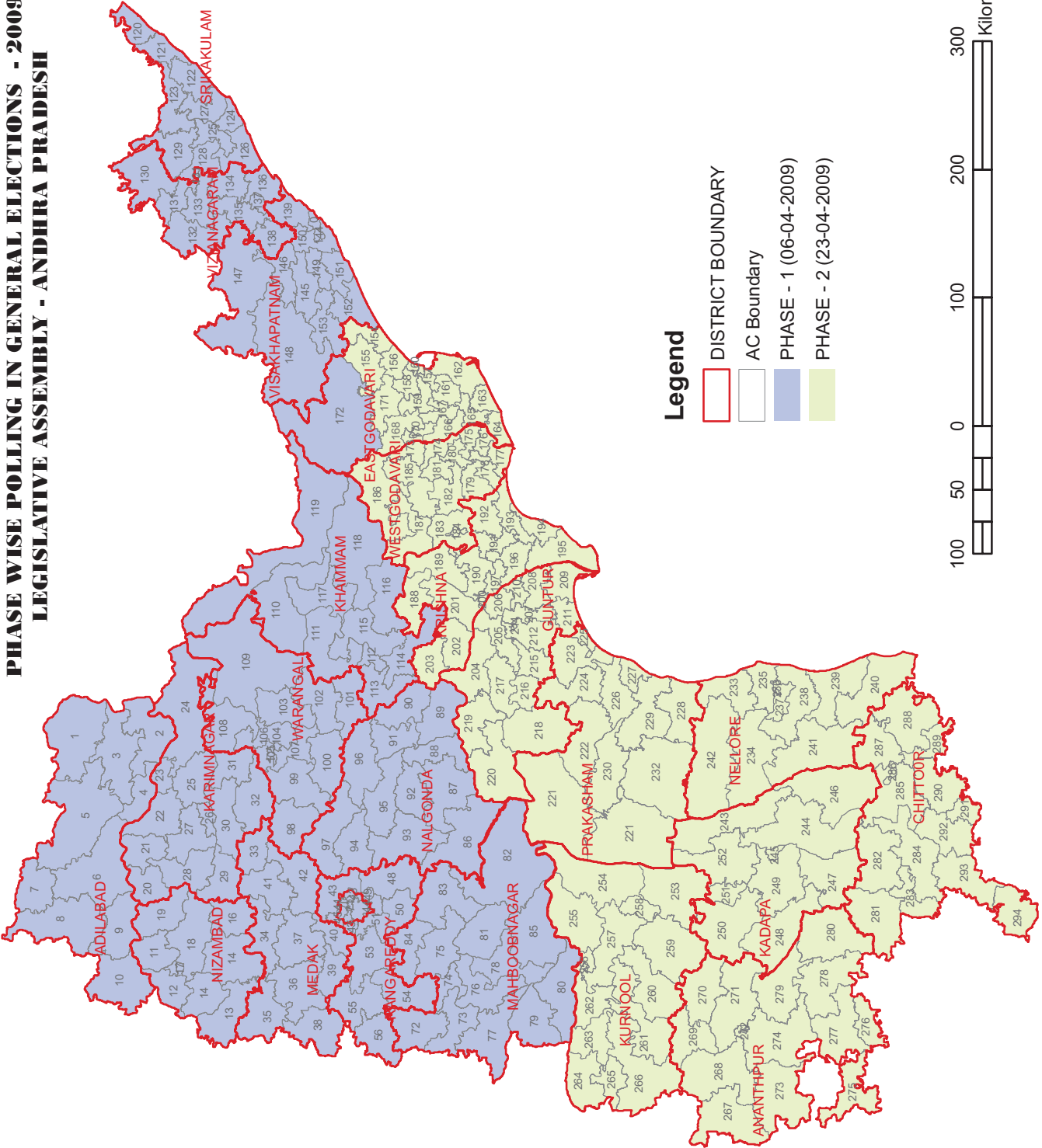
GENERAL ELECTIONS TO A.P.LEGISLATIVE ASSEMBLY

**GENERAL ELECTIONS TO THE ANDHRA PRADESH LEGISLATIVE ASSEMBLY, 2009 -
ANDHRA PRADESH**

1	Total Number of Districts			23
3	Total number of Assembly Constituencies			294
4	Statistics at a glance			
		Men	Women	Total
I	Total Population as per 2001 Census	3,85,27,413	3,76,82,594	7,62,10,007
II	Total number of Electors	2,86,84,843	2,92,07,416	5,78,92,259
III	Total Nominations filed	5,480	738	6,218
IV	Total Nominations rejected	932	246	1,178
V	Total Nominations withdrawn	1,193	192	1,385
VI	Number of Contestants	3,355	300	3,655
VII	Number of Polling Stations			66,761
VIII	Number of Voters			4,20,96,866
IX	Polling Percentage			73
X	Number of Candidates elected	260	34	294
XI	Number of SC Candidates contested	894	76	970
XII	Number of SC Candidates elected	39	9	48
XIII	Number of ST Candidates contested	186	30	216
XIV	Number of ST Candidates elected	14	6	20
XV	Total Number of Votes Polled			4,20,96,866
XVI	Total Number of Valid votes polled			4,20,58,446
XVII	Total Number of rejected votes			38,420

5	Performance of Winning Parties			
	Sl.No.	Party	No.of Seats Won	Valid Votes polled in favour of the Party
	1	Indian National Congress	156	91,45,772
	2	Telugu Desam	92	57,51,064
	3	Praja Rajyam Party	18	9,31,258
	4	Telangana Rashtra Samithi	10	5,41,377
	5	All India Majlis-E-Ittehadul Muslimeen	7	3,26,596
	6	Communist Party of India	4	1,99,458
	7	Independent	3	1,24,479
	8	Bharatiya Janata Party	2	99,609
	9	Communist Party of India (Marxist)	1	52,227
	10	Lok Satta Party	1	71,753
		Total	294	1,72,43,593

**PHASE WISE POLLING IN GENERAL ELECTIONS - 2009
LEGISLATIVE ASSEMBLY - ANDHRA PRADESH**



Legend

- DISTRICT BOUNDARY
- AC Boundary
- PHASE - 1 (06-04-2009)
- PHASE - 2 (23-04-2009)



**PHASE-WISE POLLING - LIST OF ASSEMBLY CONSTITUENCIES IN GENERAL
ELECTIONS TO A.P.LEGISLATIVE ASSEMBLY, 2009**

1st Phase

Poll Date: 16.04.2009

No. & Name of the Assembly Constituencies

1	SIRPUR	41	DUBBAK
2	CHENNUR (SC)	42	GAJWEL
3	BELLAMPALLY (SC)	43	MEDCHAL
4	MANCHERIAL	44	MALKAJGIRI
5	ASIFABAD (ST)	45	QUTHBULLAPUR
6	KHANAPUR (ST)	46	KUKATPALLE
7	ADILABAD	47	UPPAL
8	BOATH (ST)	48	IBRAHIMPATNAM
9	NIRMAL	49	LALBAHADURNAGAR
10	MUDHOLE	50	MAHESWARAM
11	ARMOOR	51	RAJENDRANAGAR
12	BODHAN	52	SERILINGAMPALLY
13	JUKKAL (SC)	53	CHEVELLA (SC)
14	BANSWADA	54	PARGI
15	YELLAREDDY	55	VICARABAD (SC)
16	KAMAREDDY	56	TANDUR
17	NIZAMABAD (URBAN)	57	MUSHEERABAD
18	NIZAMABAD (RURAL)	58	MALAKPET
19	BALKONDA	59	AMBERPET
20	KORATLA	60	KHAIRATABAD
21	JAGTIAL	61	JUBILEEHILLS
22	DHARMAPURI (SC)	62	SANATHNAGAR
23	RAMAGUNDAM	63	NAMPALLY
24	MANTHANI	64	KARWAN
25	PEDDAPALLE	65	GOSHAMAHAL
26	KARIMNAGAR	66	CHARMINAR
27	CHOPPADANDI (SC)	67	CHANDRAYANGUTTA
28	VEMULAWADA	68	YAKUTPURA
29	SIRCILLA	69	BAHADURPURA
30	MANAKONDUR (SC)	70	SECUNDERABAD
31	HUZURABAD	71	SECUNDERABAD CANTT. (SC)
32	HUSNABAD	72	KODANGAL
33	SIDDIPET	73	NARAYANPET
34	MEDAK	74	MAHBUBNAGAR
35	NARAYANKHED	75	JADCHERLA
36	ANDOLE (SC)	76	DEVARKADRA
37	NARSAPUR	77	MAKTHAL
38	ZAHIRABAD (SC)	78	WANAPARTHY
39	SANGAREDDY	79	GADWAL
40	PATANCHERU	80	ALAMPUR (SC)

**PHASE-WISE POLLING - LIST OF ASSEMBLY CONSTITUENCIES IN GENERAL
ELECTIONS TO A.P.LEGISLATIVE ASSEMBLY, 2009**

1st Phase

Poll Date: 16.04.2009

No. & Name of the Assembly Constituencies

81	NAGARKURNOOL	121	PALASA
82	ACHAMPET	122	TEKKALI
83	KALWAKURTHY	123	PATHAPATNAM
84	SHADNAGAR	124	SRIKAKULAM
85	KOLLAPUR	125	AMADALAVALASA
86	DEVARAKONDA (ST)	126	ETCHERLA
87	NAGARJUNASAGAR	127	NARASANNAPETA
88	MIRYALAGUDA	128	RAJAM (SC)
89	HUZURNAGAR	129	PALAKONDA (ST)
90	KODAD	130	KURUPAM (ST)
91	SURYAPET	131	PARVATHIPURAM (SC)
92	NALGONDA	132	SALUR (ST)
93	MUNUGODE	133	BOBBILI
94	BHONGIR	134	CHEEPURUPALLE
95	NAKREKAL (SC)	135	GAJAPATHINAGARAM
96	THUNGATHURTHI (SC)	136	NELIMARLA
97	ALAIR	137	VIZIANAGARAM
98	JANGOAN	138	SRUNGAVARAPUKOTA
99	GHANPUR (STATION) (SC)	139	BHIMILI
100	PALAKURTHI	140	VISAKHAPATNAMEAST
101	DORNAKAL (ST)	141	VISAKHAPATNAMSOUTH
102	MAHABUBABAD (ST)	142	VISAKHAPATNAMNORTH
103	NARSAMPET	143	VISAKHAPATNAMWEST
104	PARKAL	144	GAJUWAKA
105	WARANGAL WEST	145	CHODAVARAM
106	WARANGAL EAST	146	MADUGULA
107	WARADHANAPET (SC)	147	ARAKUVALLEY (ST)
108	BHUPALPALLE	148	PADERU (ST)
109	MULUG (ST)	149	ANAKAPALLE
110	PINAPAKA (ST)	150	PENDURTHI
111	YELLANDU (ST)	151	YELAMANCHILI
112	KHAMMAM	152	PAYAKARAOPET (SC)
113	PALAIR	153	NARSIPATNAM
114	MADHIRA (SC)	172	RAMPACHODAVARAM (ST)
115	WYRA (ST)		
116	SATHUPALLE (SC)		
117	KOTHAGUDEM		
118	ASWARAOPETA (ST)		
119	BHADRACHALAM (ST)		
120	ICHCHAPURAM		

**PHASE-WISE POLLING - LIST OF ASSEMBLY CONSTITUENCIES IN GENERAL
ELECTIONS TO A.P.LEGISLATIVE ASSEMBLY, 2009**

2nd Phase

Poll Date: 23.04.2009

No. & Name of the Assembly Constituencies

154	TUNI	195	AVANIGADDA
155	PRATHIPADU	196	PAMARRU (SC)
156	PITHAPURAM	197	PENAMALURU
157	KAKINADARURAL	198	VIJAYAWADA WEST
158	PEDDAPURAM	199	VIJAYAWADA CENTRAL
159	ANAPARTHY	200	VIJAYAWADA EAST
160	KAKINADACITY	201	MYLAVARAM
161	RAMACHANDRAPURAM	202	NANDIGAMA (SC)
162	MUMMIDIVARAM	203	JAGGAYYAPETA
163	AMALAPURAM (SC)	204	PEDAKURAPADU
164	RAZOLE (SC)	205	TADIKONDA (SC)
165	GANNAVARAM (SC)	206	MANGALAGIRI
166	KOTHAPETA	207	PONNUR
167	MANDAPETA	208	VEMURU (SC)
168	RAJANAGARAM	209	REPALLE
169	RAJAHMUNDRY CITY	210	TENALI
170	RAJAHMUNDRY RURAL	211	BAPATLA
171	JAGGAMPETA	212	PRATHIPADU (SC)
173	KOVVUR (SC)	213	GUNTURWEST
174	NIDADAVOLE	214	GUNTUREAST
175	ACHANTA	215	CHILAKALURIPET
176	PALACOLE	216	NARASARAOPET
177	NARASAPURAM	217	SATTENAPALLE
178	BHIMAVARAM	218	VINUKONDA
179	UNDI	219	GURAJALA
180	TANUKU	220	MACHERLA
181	TADEPALLIGUDEM	221	YERRAGONDAPALEM (SC)
182	UNGUTUR	222	DARSI
183	DENDULURU	223	PARCHUR
184	ELURU	224	ADDANKI
185	GOPALAPURAM (SC)	225	CHIRALA
186	POLAVARAM (ST)	226	SANTHANUTHALAPADU (SC)
187	CHINTALAPUDI (SC)	227	ONGOLE
188	TIRUVURU (SC)	228	KANDUKUR
189	NUZVID	229	KONDAPI (SC)
190	GANNAVARAM	230	MARKAPURAM
191	GUDIVADA	231	GIDDALUR
192	KAIKALUR	232	KANIGIRI
193	PEDANA	233	KAVALI
194	MACHILIPATNAM	234	ATMAKUR

**PHASE-WISE POLLING - LIST OF ASSEMBLY CONSTITUENCIES IN GENERAL
ELECTIONS TO A.P.LEGISLATIVE ASSEMBLY, 2009**

2nd Phase

Poll Date: 23.04.2009

No. & Name of the Assembly Constituencies

235	KOVUR	276	HINDUPUR
236	NELLORE CITY	277	PENUKONDA
237	NELLORE RURAL	278	PUTTAPARTHI
238	SARVEPALLI	279	DHARMAVARAM
239	GUDUR (SC)	280	KADIRI
240	SULLURPETA (SC)	281	THAMBALLAPALLE
241	VENKATAGIRI	282	PILERU
242	UDAYAGIRI	283	MADANAPALLE
243	BADVEL (SC)	284	PUNGANUR
244	RAJAMPET	285	CHANDRAGIRI
245	KADAPA	286	TIRUPATI
246	KODUR (SC)	287	SRIKALAHASTI
247	RAYACHOTI	288	SATYAVEEDU (SC)
248	PULIVENDLA	289	NAGARI
249	KAMALAPURAM	290	GANGADHARA NELLORE (SC)
250	JAMMALAMADUGU	291	CHITTOOR
251	PRODDATUR	292	PUTHALAPATTU (SC)
252	MYDUKUR	293	PALAMANER
253	ALLAGADDA	294	KUPPAM
254	SRISAILAM		
255	NANDIKOTKUR (SC)		
256	KURNOOL		
257	PANYAM		
258	NANDYAL		
259	BANAGANAPALLE		
260	DHONE		
261	PATTIKONDA		
262	KODMUR (SC)		
263	YEMMIGANUR		
264	MANTRALAYAM		
265	ADONI		
266	ALUR		
267	RAYADURG		
268	URAVAKONDA		
269	GUNTAKAL		
270	TADPATRI		
271	SINGANAMALA (SC)		
272	ANANTAPURURBAN		
273	KALYANDURG		
274	RAPTADU		
275	MADAKASIRA (SC)		

**STATEMENT SHOWING THE NUMBER OF POLLING STATIONS
SET UP DURING THE GENERAL ELECTIONS TO THE
A.P.LEGISLATIVE ASSEMBLY, 2009**

Assembly Constituency No. & Name		Total No.of Polling Stations set up in the Constituency
1	Sirpur	209
2	Chennur	202
3	Bellampally	183
4	Mancherial	227
5	Asifabad	232
6	Khanapur	200
7	Adilabad	196
8	Boath	194
9	Nirmal	211
10	Mudhole	222
11	Armur	200
12	Bodhan	213
13	Jukkal	199
14	Banswada	186
15	Yellareddy	227
16	Kamareddy	215
17	Nizamabad (Urban)	242
18	Nizamabad (Rural)	242
19	Balkonda	212
20	Koratla	245
21	Jagtial	228
22	Dharmapuri	243
23	Ramagundam	257
24	Manthani	262
25	Peddapalle	262
26	Karimnagar	314
27	Choppadandi	255
28	Vemulawada	222
29	Sircilla	223
30	Manakondur	243
31	Huzurabad	273
32	Husnabad	289
33	Siddipet	204
34	Medak	223
35	Narayankhed	233
36	Andole	254
37	Narsapur	233
38	Zahirabad	250
39	Sangareddy	209
40	Patancheru	245
41	Dubbak	205

Assembly Constituency No. & Name		Total No.of Polling Stations set up in the Constituency
42	Gajwel	252
43	Medchal	305
44	Malkajiri	347
45	Quthbullapur	285
46	Kukatpally	361
47	Uppal	315
48	Ibrahimpattanam	203
49	Lal Bahadur Nagar	352
50	Maheshwaram	272
51	Rajendranagar	286
52	Serilingampally	353
53	Chevella	227
54	Pargi	225
55	Vicarabad	207
56	Tandur	213
57	Musheerabad	223
58	Malakpet	194
59	Amberpet	183
60	Khairatabad	202
61	Jubilee Hills	261
62	Sanath Nagar	184
63	Nampalli	241
64	Karwan	239
65	Goshamahall	232
66	Charminar	227
67	Chandrayangutta	199
68	Yakutpura	243
69	Bahdurpura	212
70	Secundrabad	204
71	Secunderabad Cantt.	200
72	Kodangal	211
73	Narayanpet	215
74	Mahbubnagar	242
75	Jadcherla	213
76	Devarkadra	236
77	Makthal	234
78	Wanaparthy	250
79	Gadwal	244
80	Alampur	232
81	Nagarkurnool	239
82	Achampet	227
83	Kalwakurthy	236
84	Shadnagar	215
85	Kollapur	238
86	Devarakonda	235
87	Nagarjuna Sagar	242
88	Miryalguda	223

Assembly Constituency No. & Name		Total No.of Polling Stations set up in the Constituency
89	Huzurnagar	240
90	Kodad	234
91	Suryapet	229
92	Nalgonda	253
93	Munugode	242
94	Bhongir	231
95	Nakrekal	266
96	Thungathurthy	265
97	Alair	277
98	Jangoan	251
99	Ghanpur (Station)	274
100	Palakurthi	247
101	Dornakal	236
102	Mahabubabad	236
103	Narsampet	238
104	Parkal	230
105	Warangal West	231
106	Warangal East	224
107	Wardhanapet	253
108	Bhupalpalle	266
109	Mulug	251
110	Pinapaka	185
111	Yellandu	193
112	Khammam	213
113	Palair	197
114	Madira	207
115	Wyra	169
116	Sathupalli	215
117	Kothagudem	223
118	Aswaraopeta	184
119	Bhadrachelam	237
120	Ichchapuram	247
121	Palasa	257
122	Tekkali	283
123	Pathapatnam	275
124	Srikakulam	230
125	Amadalavalasa	236
126	Etcherla	260
127	Narasannapeta	262
128	Rajam	243
129	Palakonda	266
130	Kurupam	233
131	Parvathipuram	208
132	Salur	211
133	Bobbili	243
134	Cheepurupalle	230
135	Gajapathinagaram	234

Assembly Constituency No. & Name		Total No.of Polling Stations set up in the Constituency
136	Nellimarla	213
137	Vizianagaram	217
138	Srungavarapukota	235
139	Bhimli	276
140	Visakhapatnam East	244
141	Visakhapatnam South	246
142	Visakhapatnam North	282
143	Visakhapatnam West	201
144	Gajuwaka	285
145	Chodavaram	234
146	Madugula	204
147	Araku valley	237
148	Paderu	255
149	Anakapalle	219
150	Pendurthi	217
151	Elamanchili	208
152	Payakaraopet	244
153	Narsipatnam	229
154	Tuni	204
155	Prathipadu	196
156	Pithapuram	217
157	Kakinada Rural	197
158	Peddapuram	198
159	Anaparthi	208
160	Kakinada City	222
161	Ramachandrapuram	204
162	Mummidivaram	219
163	Amalapuram	207
164	Razole	186
165	Gannavaram	208
166	Kothapeta	227
167	Mandapeta	198
168	Rajanagaram	188
169	Rajahmundry City	213
170	Rajamundry Rural	202
171	Jaggampeta	211
172	Rampachodavaram	196
173	Kovvur	174
174	Nidadavole	199
175	Achanta	178
176	Palacole	177
177	Narasapuram	158
178	Bhimavaram	211
179	Undi	214
180	Tanuku	219
181	Tadepalligudem	191
182	Unguturu	209

Assembly Constituency No. & Name		Total No.of Polling Stations set up in the Constituency
183	Denduluru	208
184	Eluru	195
185	Gopalapuram	217
186	Polavaram	224
187	Chintalapudi	244
188	Tiruvuru	199
189	Nuzvid	219
190	Gannavaram	234
191	Gudivada	207
192	Kaikalur	214
193	Pedana	197
194	Machilipatnam	181
195	Avanigadda	236
196	Pamarru	211
197	Penamaluru	234
198	Vijaywada West	220
199	Vijayawada central	222
200	Vijayawada East	259
201	Mylavaram	223
202	Nandigama	186
203	Jaggayyapeta	181
204	Pedakurapadu	217
205	Tadikonda	192
206	Mangalagiri	215
207	Ponnur	212
208	Vemuru	211
209	Repalle	231
210	Tenali	216
211	Bapatla	177
212	Prathipadu	238
213	Guntur West	216
214	Guntur East	197
215	Chilakaluripet	222
216	Narasaraopet	201
217	Sattenpalli	198
218	Vinukonda	239
219	Guruzala	227
220	Macherla	215
221	Yerragondapalem	199
222	Darsi	215
223	Parchur	253
224	Addanki	227
225	Chirala	187
226	Santhanuthalapadu	227
227	Ongole	244
228	Kandukur	227
229	Kondapi	247

Assembly Constituency No. & Name		Total No.of Polling Stations set up in the Constituency
230	Markapuram	198
231	Giddalur	217
232	Kanigiri	262
233	Kavali	243
234	Atmakur	238
235	Kovur	255
236	Nellore City	202
237	Nellore Rural	227
238	Sarvepalli	227
239	Gudur	251
240	Sullurpeta	253
241	Venkatagiri	261
242	Udayagiri	257
243	Badvel	215
244	Rajampet	231
245	Kadapa	222
246	Kodur	210
247	Rayachoti	214
248	Pulivendla	218
249	Kamalapuram	203
250	Jammalamadugu	236
251	Proddatur	214
252	Mydukur	194
253	Allagadda	223
254	Srisailam	184
255	Nandikotkur	198
256	Kurnool	224
257	Panyam	253
258	Nandyal	231
259	Banaganapalle	231
260	Dhone	206
261	Pattikonda	196
262	Kodumur	193
263	Yemmiganur	194
264	Mantralayam	174
265	Adoni	198
266	Alur	229
267	Rayadurg	230
268	Uravakonda	215
269	Guntakal	229
270	Tadpatri	227
271	Singanamala	236
272	Anantapur urban	219
273	Kalyandurg	219
274	Raptadu	193
275	Madakasira	205
276	Hindupur	214

Assembly Constituency No. & Name		Total No.of Polling Stations set up in the Constituency
277	Penukonda	239
278	Puttaparthi	210
279	Dharmavaram	239
280	Kadiri	254
281	Thamballapalle	218
282	Pileru	236
283	Madanapalle	242
284	Punganur	234
285	Chandragiri	265
286	Tirupati	283
287	Srikalahasti	278
288	Satyaveedu	241
289	Nagari	224
290	Gangadhara nellore	226
291	Chittoor	207
292	Puthalapattu	234
293	Palamaner	235
294	Kuppam	211
	Total	66,761

**NAMES AND ABBREVIATIONS OF POLITICAL PARTIES PARTICIPATED IN
GENERAL ELECTIONS TO APLA, 2009**

Sl. No.	Party Abbreviation	Party Name	Type of Party
1	AJBP	Ajeya Bharat Party	U
2	ABJS	Akhil Bharatiya Jan Sangh	U
3	AIFB	All India Forward Bloc	U
4	AIMIM	All India Majlis-E-Ittehadul Muslimeen	U
5	ANC	Ambedkar National Congress	U
6	APNPP	Andhra Pradesh Navodaya Praja Party	U
7	BCUF	B. C. United Front	U
8	BSP	Bahujan Samaj Party	N
9	BSP(AP)	Bahujan Samaj Party(Ambedkar-Phule)	U
10	BHSASP	Bharatheeya Sadharma Samsthapana Party	U
11	BJSH	Bharatiya Jan Shakti	U
12	BJP	Bharatiya Janata Party	N
13	BSSP	Bharatiya Sadbhawna Samaj Party	U
14	CPI	Communist Party of India	N
15	CPM	Communist Party of India (Marxist)	N
16	CPI(ML)(L)	Communist Party of India (Marxist-Leninist) (Liberation)	U
17	DABAP	Dalita Bahujana Party	U
18	GRIP	Great India Party	U
19	IND	Independent	Z
20	IJP	Indian Justice Party	U
21	INC	Indian National Congress	N
22	JMBP	Jai Maha Bharath Party	U
23	JD(S)	Janata Dal (Secular)	SO
24	JD(U)	Janata Dal (United)	SO
25	KKJHS	Kranti Kari Jai Hind Sena	U
26	LSP	Lok Satta Party	U
27	MBT	Majlis Bachao Tahreek	U
28	MANP	Mana Party	U
29	MCPI(S)	Marxist Communist Party of India (S.S. Srivastava)	U
30	MUL	Muslim League Kerala State Committee	SO
31	PBHP	Praja Bharath Party	U
32	PP	Praja Party	U
33	PRAP	Praja Rajyam Party	U
34	PRSHP	Praja Shanthi Party	U
35	PPOI	Pyramid Party of India	U
36	RDHP	Rajyadhikara Party	U
37	RJD	Rashtriya Janata Dal	N
38	RKSP	Rashtriya Krantikari Samajwadi Party	U
39	RPC(S)	Rashtriya Praja Congress (Secular)	U
40	RRS	Rayalaseema Rashtra Samithi	U
41	RPI	Republican Party of India	U
42	RPI(A)	Republican Party of India (A)	U
43	RPI(KH)	Republican Party of India (Khobragade)	U
44	RSP	Revolutionary Socialist Party	SO
45	SJP(R)	Samajwadi Janata Party (Rashtriya)	U
46	SP	Samajwadi Party	SO
47	SAP	Samata Party	U
48	SHS	Shivsena	SO
49	TRS	Telangana Rashtra Samithi	S
50	TDP	Telugu Desam	S
51	TPPP	Trilinga Praja Pragati Party	U
52	UWF	United Women Front	U

N National Parties
U Registered Un-recognised Parties
S State Parties
Z Independents
SO State Parties in Other States

**TOTAL NOMINATIONS FILED, REJECTED, WITHDRAWN, NUMBER OF CONTESTED CANDIDATES AND FORFEITED DEPOSITS IN
GENERAL ELECTIONS TO A.P.LEGISLATIVE ASSEMBLY, 2009**

Assembly Constituency No. & Name	Nominations filed			Nominations Rejected			Withdrawal of Candidates			Contested Candidates			Forfeited Deposits		
	M	W	T	M	W	T	M	W	T	M	W	T	M	W	T
1	2	3	4	5	6	7	8	9	10	11	12	13	14	15	16
SIRPUR	14	4	18	5	2	7	1	2	3	8	0	8	6	0	6
CHENNUR (SC)	23	3	26	12	2	14	3	0	3	8	1	9	5	1	6
BELLAMPALLI (SC)	17	5	22	7	3	10	4	1	5	6	1	7	4	0	4
MANCHERIAL	19	2	21	3	1	4	3	1	4	13	0	13	11	0	11
ASIFABAD (ST)	15	4	19	6	1	7	2	1	3	7	2	9	5	2	7
KHANAPUR (ST)	26	5	31	9	3	12	8	1	9	9	1	10	8	0	8
ADILABAD	15	2	17	1	0	1	2	0	2	12	2	14	10	2	12
BOATH (ST)	12	2	14	3	0	3	4	0	4	5	2	7	3	2	5
NIRMAL	10	2	12	1	1	2	0	1	1	9	0	9	6	0	6
MUDHOLE	19	0	19	5	0	5	2	0	2	12	0	12	9	0	9
ARMUR	19	1	20	8	0	8	2	0	2	9	1	10	7	0	7
BODHAN	16	0	16	7	0	7	2	0	2	7	0	7	4	0	4
JUKKAL (SC)	10	5	15	4	2	6	2	0	2	4	3	7	3	2	5
BANSWADA	16	1	17	1	0	1	8	0	8	7	1	8	5	1	6
YELLAREDDY	15	3	18	1	0	1	5	0	5	9	3	12	7	3	10
KAMAREDDY	21	0	21	8	0	8	5	0	5	8	0	8	6	0	6
NIZAMABAD (URBAN)	24	1	25	9	0	9	4	0	4	11	1	12	8	1	9
NIZAMABAD (RURAL)	19	4	23	3	0	3	8	2	10	8	2	10	7	1	8
BALKONDA	16	2	18	1	1	2	8	1	9	7	0	7	4	0	4
KORATLA	21	4	25	3	0	3	9	2	11	9	2	11	7	2	9
JAGTIAL	11	1	12	2	0	2	2	1	3	7	0	7	5	0	5
DHARMAPURI (SC)	13	3	16	3	1	4	5	1	6	5	1	6	2	1	3
RAMAGUNDAM	22	5	27	0	2	2	10	0	10	12	3	15	9	3	12
MANTHANI	18	1	19	2	0	2	6	1	7	10	0	10	8	0	8
PEDDAPALLE	18	4	22	3	2	5	5	0	5	10	2	12	8	2	10
KARIMNAGAR	31	4	35	3	2	5	13	0	13	15	2	17	13	2	15
CHOPPADANDI (SC)	20	1	21	2	0	2	4	1	5	14	0	14	12	0	12
VEMULAWADA	15	1	16	1	0	1	6	1	7	8	0	8	5	0	5
SIRCILLA	27	2	29	4	0	4	9	0	9	14	2	16	11	2	13
MANAKONDUR (SC)	31	2	33	9	2	11	10	0	10	12	0	12	9	0	9

**TOTAL NOMINATIONS FILED, REJECTED, WITHDRAWN, NUMBER OF CONTESTED CANDIDATES AND FORFEITED DEPOSITS IN
GENERAL ELECTIONS TO A.P.LEGISLATIVE ASSEMBLY, 2009**

Assembly Constituency No. & Name	Nominations filed			Nominations Rejected			Withdrawal of Candidates			Contested Candidates			Forfeited Deposits		
	M	W	T	M	W	T	M	W	T	M	W	T	M	W	T
1	2	3	4	5	6	7	8	9	10	11	12	13	14	15	16
31 HUZURABAD	19	3	22	1	1	2	5	1	6	13	1	14	10	1	11
32 HUSNABAD	18	3	21	2	0	2	3	1	4	13	2	15	10	2	12
33 SIDDIPET	16	2	18	1	0	1	3	1	4	12	1	13	11	1	12
34 MEDAK	13	4	17	1	1	2	2	0	2	10	3	13	8	3	11
35 NARAYANKHED	15	2	17	3	1	4	3	1	4	9	0	9	7	0	7
36 ANDOLE (SC)	13	2	15	2	1	3	4	1	5	7	0	7	5	0	5
37 NARSAPUR	13	4	17	3	1	4	3	1	4	7	2	9	6	1	7
38 ZAHIRABAD (SC)	19	3	22	0	0	0	6	2	8	13	1	14	12	0	12
39 SANGAREDDY	23	4	27	0	0	0	4	1	5	19	3	22	17	3	20
40 PATANCHERU	29	3	32	4	1	5	11	2	13	14	0	14	12	0	12
41 DUBBAK	13	2	15	1	0	1	1	1	2	11	1	12	9	1	10
42 GAJWEL	14	1	15	4	0	4	2	0	2	8	1	9	6	1	7
43 MEDCHAL	25	3	28	5	3	8	8	0	8	12	0	12	9	0	9
44 MALKAJGIRI	28	4	32	9	1	10	3	1	4	16	2	18	14	1	15
45 QUTHBULLAPUR	20	3	23	3	0	3	5	0	5	12	3	15	9	3	12
46 KUKATPALLE	25	3	28	2	0	2	9	1	10	14	2	16	11	2	13
47 UPPAL	35	1	36	5	0	5	10	1	11	20	0	20	17	0	17
48 IBRAHIMPATNAM	20	2	22	2	2	4	7	0	7	11	0	11	8	0	8
49 LAL BAHADUR NAGAR	25	3	28	5	1	6	2	0	2	18	2	20	15	2	17
50 MAHESWARAM	23	2	25	3	0	3	3	1	4	17	1	18	16	0	16
51 RAJENDRANAGAR	26	3	29	3	1	4	3	1	4	20	1	21	18	1	19
52 SERILINGAMPALLY	33	1	34	6	0	6	10	0	10	17	1	18	15	1	16
53 CHEVELLA (SC)	18	0	18	4	0	4	4	0	4	10	0	10	8	0	8
54 PARGI	20	1	21	0	0	0	8	1	9	12	0	12	9	0	9
55 VICARABAD (SC)	19	0	19	1	0	1	6	0	6	12	0	12	10	0	10
56 TANDUR	24	2	26	5	2	7	3	0	3	16	0	16	14	0	14
57 MUSHEERABAD	23	4	27	3	2	5	2	0	2	18	2	20	17	1	18
58 MALAKPET	24	0	24	5	0	5	5	0	5	14	0	14	10	0	10
59 AMBERPET	23	4	27	5	0	5	3	3	6	15	1	16	13	1	14
60 KHAIRATABAD	20	3	23	4	1	5	1	1	2	15	1	16	13	1	14

**TOTAL NOMINATIONS FILED, REJECTED, WITHDRAWN, NUMBER OF CONTESTED CANDIDATES AND FORFEITED DEPOSITS IN
GENERAL ELECTIONS TO A.P.LEGISLATIVE ASSEMBLY, 2009**

Assembly Constituency No. & Name	Nominations filed			Nominations Rejected			Withdrawal of Candidates			Contested Candidates			Forfeited Deposits		
	M	W	T	M	W	T	M	W	T	M	W	T	M	W	T
	1	2	3	4	5	6	7	8	9	10	11	12	13	14	15
61 JUBILEE HILLS	34	1	35	19	0	19	3	0	3	12	1	13	10	1	11
62 SANATHNAGAR	21	2	23	3	2	5	3	0	3	15	0	15	13	0	13
63 NAMPALLY	33	0	33	7	0	7	5	0	5	21	0	21	18	0	18
64 KARWAN	20	0	20	1	0	1	6	0	6	13	0	13	11	0	11
65 GOSHAMAHAL	29	2	31	7	0	7	6	0	6	16	2	18	14	2	16
66 CHARMINAR	12	2	14	1	0	1	2	0	2	9	2	11	7	2	9
67 CHANDRAYANGUTTA	22	0	22	4	0	4	2	0	2	16	0	16	14	0	14
68 YAKUTPURA	24	0	24	9	0	9	2	0	2	13	0	13	12	0	12
69 BAHADURPURA	13	2	15	4	0	4	0	0	0	9	2	11	8	2	10
70 SECUNDERABAD	24	4	28	2	0	2	8	0	8	14	4	18	13	3	16
71 SECUNDERABAD CANTT.	12	4	16	1	3	4	2	1	3	9	0	9	6	0	6
72 KODANGAL	17	2	19	4	0	4	5	1	6	8	1	9	6	1	7
73 NARAYANPET	22	2	24	4	1	5	9	1	10	9	0	9	6	0	6
74 MAHBUBNAGAR	34	3	37	14	0	14	6	2	8	14	1	15	10	1	11
75 JADCHERLA	17	1	18	4	0	4	3	0	3	10	1	11	8	1	9
76 DEVARKADRA	20	3	23	2	0	2	6	1	7	12	2	14	12	0	12
77 MAKTHAL	18	1	19	0	0	0	5	0	5	13	1	14	11	1	12
78 WANAPARTHY	13	1	14	0	0	0	1	1	2	12	0	12	10	0	10
79 GADWAL	12	5	17	0	1	1	1	1	2	11	3	14	10	2	12
80 ALAMPUR (SC)	27	3	30	3	0	3	6	1	7	18	2	20	16	2	18
81 NAGARKURNOOL	23	1	24	5	0	5	5	0	5	13	1	14	11	1	12
82 ACHAMPET (SC)	10	3	13	1	0	1	2	2	4	7	1	8	5	1	6
83 KALWAKURTHY	8	0	8	0	0	0	0	0	0	8	0	8	6	0	6
84 SHADNAGAR	21	3	24	7	1	8	5	1	6	9	1	10	7	1	8
85 KOLLAPUR	19	1	20	2	0	2	3	1	4	14	0	14	12	0	12
86 DEVARAKONDA (ST)	15	1	16	5	1	6	3	0	3	7	0	7	5	0	5
87 NAGARJUNA SAGAR	25	2	27	1	0	1	6	0	6	18	2	20	16	2	18
88 MIRYALAGUDA	23	2	25	3	0	3	7	2	9	13	0	13	10	0	10
89 HUZURNAGAR	17	2	19	2	1	3	2	1	3	13	0	13	11	0	11
90 KODAD	22	6	28	8	2	10	4	2	6	10	2	12	8	2	10

**TOTAL NOMINATIONS FILED, REJECTED, WITHDRAWN, NUMBER OF CONTESTED CANDIDATES AND FORFEITED DEPOSITS IN
GENERAL ELECTIONS TO A.P.LEGISLATIVE ASSEMBLY, 2009**

Assembly Constituency No. & Name	Nominations filed			Nominations Rejected			Withdrawal of Candidates			Contested Candidates			Forfeited Deposits		
	M	W	T	M	W	T	M	W	T	M	W	T	M	W	T
1	2	3	4	5	6	7	8	9	10	11	12	13	14	15	16
91 SURYAPET	31	1	32	2	0	2	10	1	11	19	0	19	17	0	17
92 NALGONDA	23	0	23	7	0	7	4	0	4	12	0	12	10	0	10
93 MUNUGODE	33	2	35	5	2	7	16	0	16	12	0	12	9	0	9
94 BHONGIR	15	3	18	0	0	0	4	1	5	11	2	13	9	1	10
95 NAKREKAL (SC)	36	2	38	9	0	9	14	1	15	13	1	14	11	1	12
96 THUNGATHURTHI (SC)	21	1	22	2	0	2	6	1	7	13	0	13	11	0	11
97 ALAIR	28	6	34	8	2	10	4	2	6	16	2	18	14	2	16
98 JANGAON	21	1	22	4	0	4	5	1	6	12	0	12	10	0	10
99 GHANPUR (STATION) (SC)	13	4	17	2	1	3	2	1	3	9	2	11	7	2	9
100 PALAKURTHI	20	7	27	6	2	8	4	3	7	10	2	12	8	2	10
101 DORNAKAL (ST)	11	4	15	2	1	3	3	0	3	6	3	9	5	2	7
102 MAHABUBABAD (ST)	15	2	17	2	0	2	4	1	5	9	1	10	8	0	8
103 NARSAMPET	22	1	23	5	0	5	7	0	7	10	1	11	8	1	9
104 PARKAL	13	3	16	1	1	2	3	1	4	9	1	10	8	0	8
105 WARANGAL WEST	22	4	26	2	1	3	6	2	8	14	1	15	12	1	13
106 WARANGAL EAST	28	4	32	6	0	6	9	2	11	13	2	15	10	2	12
107 WARDHANAPET (SC)	28	0	28	2	0	2	12	0	12	14	0	14	12	0	12
108 BHUPALPALLE	27	3	30	6	0	6	4	2	6	17	1	18	15	1	16
109 MULUG (ST)	16	3	19	6	1	7	3	0	3	7	2	9	6	1	7
110 PINAPAKA (ST)	21	1	22	6	0	6	4	0	4	11	1	12	9	1	10
111 YELLANDU (ST)	24	1	25	1	1	2	9	0	9	14	0	14	11	0	11
112 KHAMMAM	20	1	21	0	0	0	9	1	10	11	0	11	9	0	9
113 PALAIR	27	3	30	4	0	4	13	0	13	10	3	13	8	3	11
114 MADHIRA (SC)	13	3	16	3	0	3	3	1	4	7	2	9	5	2	7
115 WYRA (ST)	16	4	20	1	1	2	4	1	5	11	2	13	10	1	11
116 SATHUPALLE (SC)	12	2	14	3	1	4	2	0	2	7	1	8	5	1	6
117 KOTHAGUDEM	17	3	20	1	1	2	2	1	3	14	1	15	11	1	12
118 ASWARAOPEETA (ST)	19	2	21	4	1	5	5	1	6	10	0	10	8	0	8
119 BHADRACHALAM (ST)	16	3	19	6	1	7	3	0	3	7	2	9	5	1	6
120 ICHCHAPURAM	14	6	20	5	4	9	4	2	6	5	0	5	2	0	2

**TOTAL NOMINATIONS FILED, REJECTED, WITHDRAWN, NUMBER OF CONTESTED CANDIDATES AND FORFEITED DEPOSITS IN
GENERAL ELECTIONS TO A.P.LEGISLATIVE ASSEMBLY, 2009**

Assembly Constituency No. & Name	Nominations filed			Nominations Rejected			Withdrawal of Candidates			Contested Candidates			Forfeited Deposits		
	M	W	T	M	W	T	M	W	T	M	W	T	M	W	T
1															
121 PALASA	2	3	4	5	6	7	8	9	10	11	12	13	14	15	16
122 TEKKALI	10	3	13	0	1	1	3	1	4	7	1	8	4	1	5
123 PATHAPATNAM	6	4	10	1	3	4	0	0	0	5	1	6	2	1	3
124 SRIKAKULAM	11	1	12	0	1	1	3	0	3	8	0	8	6	0	6
125 AMADALAVALASA	10	3	13	2	1	3	0	1	1	8	1	9	5	1	6
126 ETCHERLA	9	3	12	1	1	2	1	1	2	7	1	8	5	0	5
127 NARSANNAPETA	10	2	12	2	1	3	0	1	1	8	0	8	5	0	5
128 RAJAM (SC)	13	2	15	1	0	1	3	2	5	9	0	9	6	0	6
129 PALAKONDA (ST)	9	3	12	2	0	2	1	1	2	6	2	8	4	1	5
130 KURUPAM (ST)	7	5	12	2	2	4	0	0	0	5	3	8	3	2	5
131 PARVATHIPURAM (SC)	8	2	10	2	1	3	0	0	0	6	1	7	3	1	4
132 SALUR (ST)	16	6	22	1	2	3	3	2	5	12	2	14	11	1	12
133 BOBBILI	9	4	13	3	2	5	0	1	1	6	1	7	5	0	5
134 CHEEPURUPALLI	13	2	15	2	0	2	2	1	3	9	1	10	7	1	8
135 GAJAPATHINAGARAM	11	2	13	1	1	2	2	0	2	8	1	9	6	1	7
136 NELLIMARLA	11	3	14	3	1	4	2	0	2	6	2	8	4	1	5
137 VIZIANAGARAM	12	2	14	2	0	2	0	1	1	10	1	11	7	1	8
138 SRUNGAVARAPUKOTA	12	4	16	2	1	3	1	2	3	9	1	10	7	0	7
139 BHIMILI	19	5	24	0	0	0	9	3	12	10	2	12	8	1	9
140 VISAKHAPATNAM EAST	26	4	30	2	1	3	16	1	17	8	2	10	6	1	7
141 VISAKHAPATNAM SOUTH	17	8	25	5	2	7	4	0	4	8	6	14	5	6	11
142 VISAKHAPATNAM NORTH	16	6	22	4	2	6	3	2	5	9	2	11	6	2	8
143 VISAKHAPATNAM WEST	15	8	23	2	1	3	4	2	6	9	5	14	8	3	11
144 GAJUWAKA	13	3	16	1	1	2	0	0	0	12	2	14	10	2	12
145 CHODAVARAM	23	2	25	6	1	7	7	0	7	10	1	11	7	1	8
146 MADUGULA	14	1	15	0	0	0	6	0	6	8	1	9	5	1	6
147 ARAKU VALLEY (ST)	15	3	18	3	1	4	4	1	5	8	1	9	5	1	6
148 PADERU (ST)	13	8	21	3	3	6	5	2	7	5	3	8	4	2	6
149 ANAKAPALLE	14	2	16	1	1	2	4	0	4	9	1	10	7	1	8
150 PENDURTHI	18	1	19	6	1	7	0	0	0	12	0	12	9	0	9
	25	5	30	4	3	7	11	2	13	10	0	10	7	0	7

**TOTAL NOMINATIONS FILED, REJECTED, WITHDRAWN, NUMBER OF CONTESTED CANDIDATES AND FORFEITED DEPOSITS IN
GENERAL ELECTIONS TO A.P.LEGISLATIVE ASSEMBLY, 2009**

Assembly Constituency No. & Name	Nominations filed			Nominations Rejected			Withdrawal of Candidates			Contested Candidates			Forfeited Deposits		
	M	W	T	M	W	T	M	W	T	M	W	T	M	W	T
1	2	3	4	5	6	7	8	9	10	11	12	13	14	15	16
151 YELAMANCHILI	16	4	20	3	1	4	6	1	7	7	2	9	4	2	6
152 PAYAKARAOPEET (SC)	15	2	17	3	2	5	2	0	2	10	0	10	7	0	7
153 NARSIPATNAM	11	3	14	2	0	2	2	2	4	7	1	8	6	0	6
154 TUNI	17	5	22	7	2	9	2	0	2	8	3	11	6	2	8
155 PRATHIPADU	18	4	22	3	1	4	1	1	2	14	2	16	11	2	13
156 PITHAPURAM	23	3	26	2	0	2	8	2	10	13	1	14	11	0	11
157 KAKINADA RURAL	18	1	19	0	0	0	5	0	5	13	1	14	10	1	11
158 PEDDAPURAM	14	2	16	1	0	1	1	1	2	12	1	13	9	1	10
159 ANAPARTHY	25	4	29	1	1	2	6	1	7	18	2	20	15	2	17
160 KAKINADA CITY	20	4	24	0	2	2	5	1	6	15	1	16	12	1	13
161 RAMACHANDRAPURAM	15	2	17	1	1	2	3	0	3	11	1	12	9	1	10
162 MUMMIDIVARAM	18	3	21	2	1	3	2	0	2	14	2	16	11	2	13
163 AMALAPURAM (SC)	10	2	12	1	2	3	1	0	1	8	0	8	5	0	5
164 RAZOLE (SC)	15	4	19	1	2	3	3	2	5	11	0	11	8	0	8
165 GANNAVARAM (SC)	14	2	16	2	1	3	5	0	5	7	1	8	5	0	5
166 KOTHAPETA	14	3	17	3	1	4	1	1	2	10	1	11	7	1	8
167 MANDAPETA	19	2	21	4	0	4	0	1	1	15	1	16	12	1	13
168 RAJANAGARAM	13	1	14	0	1	1	3	0	3	10	0	10	7	0	7
169 RAJAHMUNDRY CITY	16	2	18	0	2	2	6	0	6	10	0	10	7	0	7
170 RAJAHMUNDRY RURAL	18	5	23	3	1	4	8	1	9	7	3	10	5	2	7
171 JAGGAMPETA	16	3	19	4	1	5	2	1	3	10	1	11	7	1	8
172 RAMPACHODAVARAM (ST)	15	4	19	5	2	7	1	1	2	9	1	10	6	1	7
173 KOVVUR (SC)	25	0	25	4	0	4	9	0	9	12	0	12	9	0	9
174 NIDADAVOLE	16	0	16	3	0	3	2	0	2	11	0	11	8	0	8
175 ACHANTA	20	1	21	3	1	4	3	0	3	14	0	14	12	0	12
176 PALACOLE	18	2	20	3	1	4	3	0	3	12	1	13	10	0	10
177 NARASAPURAM	15	1	16	1	1	2	2	0	2	12	0	12	10	0	10
178 BHIMAVARAM	20	5	25	3	2	5	2	3	5	15	0	15	12	0	12
179 UNDI	9	4	13	0	1	1	1	1	2	8	2	10	5	2	7
180 TANUKU	14	4	18	3	1	4	3	1	4	8	2	10	5	2	7

**TOTAL NOMINATIONS FILED, REJECTED, WITHDRAWN, NUMBER OF CONTESTED CANDIDATES AND FORFEITED DEPOSITS IN
GENERAL ELECTIONS TO A.P.LEGISLATIVE ASSEMBLY, 2009**

Assembly Constituency No. & Name	Nominations filed			Nominations Rejected			Withdrawal of Candidates			Contested Candidates			Forfeited Deposits		
	M	W	T	M	W	T	M	W	T	M	W	T	M	W	T
	1	2	3	4	5	6	7	8	9	10	11	12	13	14	15
181 TADEPALLIGUDEM	16	2	18	2	1	3	1	1	2	13	0	13	10	0	10
182 UNGUTURU	13	1	14	2	0	2	3	0	3	8	1	9	6	0	6
183 DENDULURU	10	4	14	0	3	3	1	1	2	9	0	9	7	0	7
184 ELURU	13	1	14	2	1	3	2	0	2	9	0	9	6	0	6
185 GOPALAPURAM (SC)	16	9	25	6	3	9	3	3	6	7	3	10	6	1	7
186 POLAVARAM (ST)	21	2	23	3	0	3	9	1	10	9	1	10	6	1	7
187 CHINTALAPUDI (SC)	19	0	19	5	0	5	2	0	2	12	0	12	9	0	9
188 TIRUVURU (SC)	20	5	25	1	2	3	6	0	6	13	3	16	12	2	14
189 NUZVID	19	4	23	1	2	3	5	0	5	13	2	15	11	2	13
190 GANNAVARAM	16	1	17	3	0	3	2	0	2	11	1	12	9	1	10
191 GUDIVADA	19	3	22	5	0	5	2	2	4	12	1	13	10	1	11
192 KAIKALUR	15	4	19	4	1	5	3	1	4	8	2	10	5	2	7
193 PEDANA	21	2	23	0	1	1	12	0	12	9	1	10	6	1	7
194 MACHILIPATNAM	13	2	15	2	0	2	1	1	2	10	1	11	7	1	8
195 AVANIGADDA	16	0	16	4	0	4	1	0	1	11	0	11	8	0	8
196 PAMARRU (SC)	21	3	24	4	1	5	6	0	6	11	2	13	10	1	11
197 PENAMALURU	16	5	21	1	3	4	3	1	4	12	1	13	9	1	10
198 VIJAYAWADA WEST	35	5	40	9	1	10	11	2	13	15	2	17	13	1	14
199 VIJAYAWADA CENTRAL	16	2	18	6	0	6	1	0	1	9	2	11	6	2	8
200 VIJAYAWADA EAST	20	3	23	6	2	8	1	0	1	13	1	14	10	1	11
201 MYLAVARAM	21	8	29	6	2	8	4	4	8	11	2	13	9	2	11
202 NANDIGAMA (SC)	27	1	28	2	0	2	10	0	10	15	1	16	13	1	14
203 JAGGAYYAPETA	26	3	29	5	3	8	2	0	2	19	0	19	17	0	17
204 PEDAKURAPADU	13	3	16	0	1	1	2	0	2	11	2	13	10	1	11
205 TADIKONDA (SC)	12	2	14	0	1	1	4	0	4	8	1	9	6	1	7
206 MANGALAGIRI	23	4	27	5	1	6	5	0	5	13	3	16	13	1	14
207 PONNUR	18	3	21	1	1	2	3	1	4	14	1	15	11	1	12
208 VEMURU (SC)	18	1	19	4	0	4	4	0	4	10	1	11	8	1	9
209 REPALLE	22	2	24	3	1	4	1	1	2	18	0	18	15	0	15
210 TENALI	22	3	25	2	0	2	4	1	5	16	2	18	13	2	15

TOTAL NOMINATIONS FILED, REJECTED, WITHDRAWN, NUMBER OF CONTESTED CANDIDATES AND FORFEITED DEPOSITS IN GENERAL ELECTIONS TO A.P.LEGISLATIVE ASSEMBLY, 2009

Assembly Constituency No. & Name	Nominations filed			Nominations Rejected			Withdrawal of Candidates			Contested Candidates			Forfeited Deposits		
	M	W	T	M	W	T	M	W	T	M	W	T	M	W	T
	1	2	3	4	5	6	7	8	9	10	11	12	13	14	15
211 BAPATLA	16	3	19	1	1	2	2	2	4	13	0	13	10	0	10
212 PRATHIPADU (SC)	17	4	21	4	1	5	2	0	2	11	3	14	9	2	11
213 GUNTUR WEST	26	5	31	5	2	7	6	1	7	15	2	17	12	2	14
214 GUNTUR EAST	20	2	22	6	0	6	0	1	1	14	1	15	11	1	12
215 CHILAKALURIPET	18	2	20	2	1	3	1	1	2	15	0	15	13	0	13
216 NARASARAOPET	21	2	23	4	0	4	4	2	6	13	0	13	11	0	11
217 SATTENAPALLE	19	4	23	4	3	7	4	1	5	11	0	11	8	0	8
218 VINUKONDA	15	2	17	1	1	2	1	1	2	13	0	13	11	0	11
219 GURAJALA	23	5	28	6	5	11	2	0	2	15	0	15	13	0	13
220 MACHERLA	29	2	31	2	1	3	5	1	6	22	0	22	20	0	20
221 YERRAGONDAPALEM (SC)	22	1	23	1	0	1	7	0	7	14	1	15	12	1	13
222 DARSI	22	1	23	2	0	2	5	1	6	15	0	15	12	0	12
223 PARCHUR	14	0	14	1	0	1	3	0	3	10	0	10	8	0	8
224 ADDANKI	17	0	17	4	0	4	1	0	1	12	0	12	10	0	10
225 CHIRALA	23	3	26	5	1	6	5	0	5	13	2	15	11	2	13
226 SANTHANUTHALAPADU (SC)	20	0	20	1	0	1	5	0	5	14	0	14	12	0	12
227 ONGOLE	34	0	34	2	0	2	7	0	7	25	0	25	22	0	22
228 KANDUKUR	19	0	19	7	0	7	0	0	0	12	0	12	10	0	10
229 KONDAPI (SC)	21	4	25	4	1	5	4	0	4	13	3	16	11	3	14
230 MARKAPURAM	21	3	24	3	1	4	3	1	4	15	1	16	13	1	14
231 GIDDALUR	25	1	26	4	0	4	5	1	6	16	0	16	13	0	13
232 KANIGIRI	21	2	23	4	1	5	2	0	2	15	1	16	13	1	14
233 KAVALI	12	3	15	2	1	3	1	1	2	9	1	10	6	1	7
234 ATMAKUR	14	1	15	2	0	2	2	0	2	10	1	11	8	1	9
235 KOVUR	12	4	16	1	1	2	2	1	3	9	2	11	7	2	9
236 NELLORE CITY	13	5	18	1	1	2	2	2	4	10	2	12	7	2	9
237 NELLORE RURAL	13	4	17	1	1	2	3	1	4	9	2	11	6	2	8
238 SARVEPALLI	16	1	17	0	0	0	5	0	5	11	1	12	9	1	10
239 GUDUR (SC)	10	1	11	2	0	2	1	0	1	7	1	8	4	1	5
240 SULLURPETA (SC)	14	3	17	3	1	4	4	0	4	7	2	9	6	1	7

TOTAL NOMINATIONS FILED, REJECTED, WITHDRAWN, NUMBER OF CONTESTED CANDIDATES AND FORFEITED DEPOSITS IN GENERAL ELECTIONS TO A.P.LEGISLATIVE ASSEMBLY, 2009

Assembly Constituency No. & Name	Nominations filed			Nominations Rejected			Withdrawal of Candidates			Contested Candidates			Forfeited Deposits		
	M	W	T	M	W	T	M	W	T	M	W	T	M	W	T
	1														
241 VENKATAGIRI	2	3	4	5	6	7	8	9	10	11	12	13	14	15	16
242 UDAYAGIRI	17	3	20	5	1	6	4	1	5	8	1	9	7	0	7
243 BADVEL (SC)	26	1	27	6	0	6	7	0	7	13	1	14	11	1	12
244 RAJAMPET	15	5	20	4	4	8	0	0	0	11	1	12	10	0	10
245 KADAPA	18	0	18	3	0	3	3	0	3	12	0	12	10	0	10
246 KODUR (SC)	14	2	16	1	0	1	1	1	2	12	1	13	10	1	11
247 RAYACHOTI	18	2	20	8	1	9	0	0	0	10	1	11	8	0	8
248 PULIVENDLA	16	1	17	1	0	1	2	0	2	13	1	14	11	1	12
249 KAMALAPURAM	11	2	13	0	1	1	1	1	2	10	0	10	8	0	8
250 JAMMALAMADUGU	21	0	21	0	0	0	5	0	5	16	0	16	14	0	14
251 PRODDATUR	43	4	47	9	3	12	19	1	20	15	0	15	13	0	13
252 MYDUKUR	17	2	19	1	1	2	3	1	4	13	0	13	11	0	11
253 ALLAGADDA	20	2	22	2	1	3	4	1	5	14	0	14	12	0	12
254 SRISAILAM	16	1	17	3	0	3	1	0	1	12	1	13	11	0	11
255 NANDIKOTKUR (SC)	13	2	15	2	1	3	1	1	2	10	0	10	8	0	8
256 KURNOOL	21	6	27	5	2	7	1	0	1	15	4	19	13	4	17
257 PANYAM	27	1	28	3	0	3	9	0	9	15	1	16	13	1	14
258 NANDYAL	20	3	23	2	1	3	3	1	4	15	1	16	12	1	13
259 BANAGANAPALLE	30	2	32	8	1	9	6	1	7	16	0	16	13	0	13
260 DHONE	29	1	30	6	1	7	6	0	6	17	0	17	14	0	14
261 PATTIKONDA	20	2	22	4	0	4	2	1	3	14	1	15	13	0	13
262 KODUMUR (SC)	22	0	22	3	0	3	6	0	6	13	0	13	11	0	11
263 YEMMIGANUR	16	0	16	0	0	0	4	0	4	12	0	12	9	0	9
264 MANTRALAYAM	17	0	17	2	0	2	4	0	4	11	0	11	9	0	9
265 ADONI	14	1	15	2	0	2	4	1	5	8	0	8	6	0	6
266 ALUR	17	1	18	3	0	3	4	0	4	10	1	11	8	1	9
267 RAYADURG	21	3	24	6	0	6	5	1	6	10	2	12	8	1	9
268 URAVAKONDA	14	4	18	1	3	4	5	1	6	8	0	8	6	0	6
269 GUNTAKAL	20	0	20	3	0	3	5	0	5	12	0	12	10	0	10
270 TADPATRI	21	2	23	8	2	10	6	0	6	7	0	7	5	0	5
	20	3	23	3	2	5	3	0	3	14	1	15	12	1	13

**TOTAL NOMINATIONS FILED, REJECTED, WITHDRAWN, NUMBER OF CONTESTED CANDIDATES AND FORFEITED DEPOSITS IN
GENERAL ELECTIONS TO A.P.LEGISLATIVE ASSEMBLY, 2009**

Assembly Constituency No. & Name	Nominations filed			Nominations Rejected			Withdrawal of Candidates			Contested Candidates			Forfeited Deposits		
	M	W	T	M	W	T	M	W	T	M	W	T	M	W	T
1	2	3	4	5	6	7	8	9	10	11	12	13	14	15	16
271 SINGANAMALA (SC)	17	1	18	3	0	3	2	0	2	12	1	13	11	0	11
272 ANANTAPUR URBAN	23	2	25	2	1	3	5	0	5	16	1	17	13	1	14
273 KALYANDURG	10	1	11	1	0	1	2	0	2	7	1	8	5	1	6
274 RAPTADU	36	1	37	4	0	4	13	0	13	19	1	20	18	0	18
275 MADAKASIRA (SC)	11	1	12	4	1	5	1	0	1	6	0	6	4	0	4
276 HINDUPUR	19	1	20	3	1	4	3	0	3	13	0	13	10	0	10
277 PENUKONDA	17	1	18	1	0	1	6	0	6	10	1	11	8	1	9
278 PUTTAPARTHI	22	1	23	3	1	4	5	0	5	14	0	14	12	0	12
279 DHARMAVARAM	30	2	32	2	1	3	4	0	4	24	1	25	22	1	23
280 KADIRI	25	2	27	2	1	3	7	1	8	16	0	16	14	0	14
281 THAMBALLAPALLE	14	2	16	1	2	3	0	0	0	13	0	13	10	0	10
282 PILERU	14	5	19	2	3	5	1	2	3	11	0	11	8	0	8
283 MADANAPALLE	22	2	24	3	1	4	5	0	5	14	1	15	11	1	12
284 PUNGANUR	20	1	21	4	1	5	4	0	4	12	0	12	10	0	10
285 CHANDRAGIRI	19	6	25	9	1	10	2	0	2	8	5	13	8	2	10
286 TIRUPATI	23	2	25	3	2	5	2	0	2	18	0	18	15	0	15
287 SRIKALAHASTI	19	0	19	0	0	0	3	0	3	16	0	16	14	0	14
288 SATYAVEDU (SC)	11	5	16	2	1	3	3	1	4	6	3	9	5	2	7
289 NAGARI	13	1	14	3	1	4	0	0	0	10	0	10	8	0	8
290 GANGADHARA NELLORE	16	1	17	0	0	0	6	0	6	10	1	11	9	0	9
291 CHITTOOR	14	4	18	3	2	5	0	2	2	11	0	11	8	0	8
292 PUTHALAPATTU (SC)	13	4	17	3	0	3	2	2	4	8	2	10	7	1	8
293 PALAMANER	18	2	20	3	2	5	3	0	3	12	0	12	10	0	10
294 KUPPAM	16	4	20	4	1	5	3	2	5	9	1	10	7	1	8
Total	5480	738	6218	932	246	1178	1193	192	1385	3355	300	3655	2705	236	2941

**STATEMENT SHOWING THE NUMBER OF CANDIDATES CONTESTED IN GENERAL ELECTIONS TO
A.P.LEGISLATIVE ASSEMBLY, 2009 CONSTITUENCY/PARTY-WISE**

Assembly Constituency No. & Name	National Parties										State Parties			Registered Un-Recognised Parties			Independents	Total		
	BSP	BJP	CPI	CPM	INC	RJD	TRS	TDP	PRAP	LSP	Others	TRSP	TDP	PRAP	LSP	Others				
1																				
1	2	3	4	5	6	7	8	9	10	11	12	13								14
Sirpur	1	1	0	0	1	0	1	0	1	1	1	1	0	1	1	1	1	1	1	8
Chennur	0	1	0	0	1	0	1	0	1	1	1	3								9
Bellampally	0	0	1	0	1	0	0	0	1	0	0	4								7
Mancheril	1	1	0	0	1	0	1	0	1	1	1	6								13
Asifabad	1	1	0	0	1	0	1	0	1	0	0	4								9
Khanapur	1	1	0	0	1	0	0	1	1	0	0	5								10
Adilabad	1	1	0	0	1	0	0	1	1	0	0	9								14
Boath	0	1	0	0	1	0	0	1	1	0	0	3								7
Nirmal	1	1	0	0	1	0	1	0	1	1	1	2								9
Mudhole	1	1	0	0	1	0	0	1	1	0	3	4								12
Arnur	1	1	0	0	1	0	0	1	1	1	1	3								10
Bodhan	0	1	0	0	1	0	1	0	1	1	2	0								7
Jukkal	1	1	0	0	1	0	0	1	1	1	0	1								7
Banswada	1	1	0	0	1	0	0	1	1	1	1	1								8
Yellareddy	1	1	0	0	1	0	1	0	1	1	0	6								12
Kamareddy	1	1	0	0	1	0	0	1	1	1	1	8								8
Nizamabad (Urban)	1	1	0	0	1	0	1	0	1	1	4	2								12
Nizamabad (Rural)	1	1	0	0	1	0	0	1	1	1	3	1								10
Balkonda	1	1	0	0	1	0	1	0	1	1	1	0								7
Koratla	1	1	0	0	1	0	1	0	1	1	1	4								11
Jagtial	1	0	0	0	1	0	0	1	1	1	1	7								7
Dharmapuri	0	1	0	0	1	0	1	0	1	1	0	1								6
Ramagundam	1	1	0	0	1	0	1	0	1	1	2	7								15
Manthani	1	1	0	0	1	0	1	0	1	1	0	4								10
Peddapalle	1	1	0	0	1	0	1	1	1	1	2	3								12
Karimnagar	1	1	0	0	1	0	0	1	1	1	2	9								17
Choppadandi	1	1	0	0	1	0	0	1	1	1	3	5								14
Vemulawada	1	1	0	0	1	0	0	1	1	0	1	8								8
Sircilla	1	1	0	0	1	0	1	0	1	1	2	8								16
Manakondur	1	1	0	0	1	0	1	0	1	0	2	5								12
Huzurabad	1	1	0	0	1	0	1	0	1	1	4	4								14
Husnabad	1	1	1	0	1	1	1	0	1	1	0	7								15
Siddipet	1	1	0	0	1	0	1	0	1	1	4	3								13
Medak	1	1	0	0	1	1	0	1	1	1	1	5								13
Narayankhed	1	1	0	0	1	0	1	0	1	1	2	1								9
Andole	1	0	0	0	1	0	0	1	1	0	0	3								7
Narsapur	1	1	1	0	1	0	0	0	1	1	3	0								9
Zahirabad	1	1	0	0	1	0	0	1	1	1	1	7								14

**STATEMENT SHOWING THE NUMBER OF CANDIDATES CONTESTED IN GENERAL ELECTIONS TO
A.P.LEGISLATIVE ASSEMBLY, 2009 CONSTITUENCY/PARTY-WISE**

Assembly Constituency No. & Name	National Parties										State Parties			Registered Un-Recognised Parties			Independents	Total
	BSP	BJP	CPI	CPM	INC	RJD	TRS	TDP	PRAP	LSP	Others	TRSP	TDP	PRAP	LSP	Others		
1	2	3	4	5	6	7	8	9	10	11	12						13	14
115 Wyra	1	1	1	0	1	0	0	0	1	1	2						5	13
116 Sathupalli	1	1	0	0	1	0	0	1	1	1	0						2	13
117 Kothagudem	1	1	1	0	1	0	0	0	1	1	0						2	8
118 Aswaraopeta	0	0	0	1	1	0	0	0	1	1	2						7	15
119 Bhadrachelam	1	1	0	1	1	0	0	0	1	1	0						5	10
120 Ichchapuram	1	0	0	0	1	0	0	1	1	1	0						3	9
121 Palasa	0	1	0	0	1	0	0	1	1	1	0						1	5
122 Tekkali	0	1	0	0	1	0	0	1	1	1	0						1	8
123 Pathapatnam	1	1	0	0	1	0	0	1	1	1	0						1	6
124 Srikakulam	1	1	0	0	1	0	0	1	1	1	1						1	8
125 Amadalavalasa	0	1	0	0	1	0	0	1	1	1	1						2	9
126 Etcherla	1	1	0	0	1	1	0	1	1	1	0						3	8
127 Narasannapeta	1	1	0	0	1	0	0	1	1	1	0						1	8
128 Rajam	1	1	0	0	1	0	0	1	1	1	1						2	9
129 Palakonda	1	1	0	0	1	0	0	1	1	1	0						2	8
130 Kurupam	1	0	0	1	1	0	0	0	1	1	0						3	8
131 Parvathipuram	1	1	0	0	1	0	0	1	1	1	0						7	7
132 Salur	0	1	0	0	1	0	0	1	1	1	1						7	14
133 Bobbili	1	1	0	0	1	0	0	1	1	1	0						3	7
134 Cheepurupalle	1	1	0	0	1	1	0	1	1	1	2						2	10
135 Gajapathinagaram	1	1	0	0	1	1	0	1	1	1	1						1	9
136 Nellimarla	1	1	0	0	1	0	0	1	1	1	2						0	8
137 Vizianagaram	1	1	0	0	1	0	0	1	1	1	1						4	11
138 Srungavarapukota	1	1	0	0	1	1	0	1	1	1	3						0	10
139 Bhimili	1	1	0	0	1	0	0	1	1	1	2						4	12
140 Visakhapatnam East	1	1	0	0	1	0	0	1	1	1	1						3	10
141 Visakhapatnam South	1	1	0	0	1	1	0	1	1	1	1						7	14
142 Visakhapatnam North	1	1	0	0	1	1	0	1	1	1	1						3	11
143 Visakhapatnam West	1	1	0	0	1	1	0	1	1	1	2						6	14
144 Gajuwaka	1	1	0	1	1	0	0	0	1	1	2						5	14
145 Chodavaram	1	1	0	0	1	0	0	1	1	1	2						3	11
146 Madugula	1	1	0	0	1	1	0	1	1	1	1						2	9
147 Araku valley	1	1	0	0	1	0	0	1	1	1	0						2	8
148 Paderu	1	1	1	0	1	1	0	0	1	1	0						3	10
149 Anakapalle	1	0	0	0	1	0	0	1	1	1	3						4	12
150 Pendurthi	1	1	0	0	1	1	0	1	1	1	2						1	10
151 Elamanchili	1	1	0	0	1	1	0	1	1	1	0						1	9
152 Payakaraopet	1	1	0	0	1	0	0	1	1	1	1						3	10

**STATEMENT SHOWING THE NUMBER OF CANDIDATES CONTESTED IN GENERAL ELECTIONS TO
A.P.LEGISLATIVE ASSEMBLY, 2009 CONSTITUENCY/PARTY-WISE**

Assembly Constituency No. & Name	National Parties										State Parties				Registered Un-Recognised Parties			Independents	Total
	BSP	BJP	CPI	CPM	INC	RJD	TRS	TDP	PRAP	LSP	Others	Independents		Total					
1	2	3	4	5	6	7	8	9	10	11	12	13	14						
153 Narsipatnam	1	1	0	0	1	0	0	1	1	1	0	2	8						
154 Tuni	1	1	0	0	1	0	0	1	1	1	4	1	11						
155 Prathipadu	1	1	0	0	1	0	0	1	1	1	5	5	16						
156 Pithapuram	1	1	0	0	1	0	0	1	1	1	3	5	14						
157 Kakinada Rural	1	1	0	0	1	0	0	1	1	1	2	6	14						
158 Peddapuram	1	1	0	0	1	0	0	1	1	1	2	5	13						
159 Anaparthi	1	1	0	0	1	0	0	1	1	1	3	11	20						
160 Kakinada City	1	1	0	0	1	0	0	1	1	1	2	8	16						
161 Ramachandrapuram	1	1	0	0	1	0	0	1	1	1	3	3	12						
162 Mummidivaram	1	1	0	0	1	0	0	1	1	1	6	4	16						
163 Amalapuram	1	1	0	0	1	0	0	1	1	0	1	2	8						
164 Razole	1	1	0	0	1	0	0	1	1	1	2	3	11						
165 Gannavaram	1	1	0	0	1	0	0	1	1	0	0	3	8						
166 Kothapeta	1	1	0	0	1	0	0	1	1	1	2	3	11						
167 Mandapeta	1	1	0	0	1	0	0	1	1	1	2	8	16						
168 Rajanagaram	1	1	0	0	1	0	0	1	1	0	2	3	10						
169 Rajahmundry City	1	1	0	0	1	0	0	1	1	1	3	1	10						
170 Rajahmundry Rural	1	1	0	0	1	0	0	1	1	1	2	2	10						
171 Jaggampeta	0	1	0	0	1	0	0	1	1	1	2	4	11						
172 Rampachodavaram	1	1	0	0	1	0	0	1	1	1	0	4	10						
173 Kovvur	1	1	0	0	1	0	0	1	1	1	1	5	12						
174 Nidadavole	1	1	0	0	1	0	0	1	1	1	1	4	11						
175 Achanta	1	1	0	0	1	0	0	1	1	1	6	2	14						
176 Palacole	1	1	0	0	1	0	0	1	1	1	3	4	13						
177 Narasapuram	1	1	0	0	1	0	0	1	1	1	1	5	12						
178 Bhimavaram	1	1	0	0	1	0	0	1	1	1	5	4	15						
179 Undi	1	1	0	0	1	0	0	1	1	1	1	3	10						
180 Tanuku	1	1	0	0	1	0	0	1	1	1	3	1	10						
181 Tadepalligudem	1	1	0	0	1	0	0	1	1	1	1	6	13						
182 Unguturu	1	1	0	0	1	0	0	1	1	1	2	1	9						
183 Denduluru	1	0	0	0	1	0	0	1	1	0	1	4	9						
184 Eluru	1	1	0	0	1	0	0	1	1	1	2	1	9						
185 Gopalapuram	1	1	0	0	1	0	0	1	1	1	1	3	10						
186 Polavaram	1	1	0	0	1	0	0	1	1	1	3	1	10						
187 Chintalapudi	1	1	0	0	1	0	0	1	1	1	2	4	12						
188 Tiruvuru	1	1	0	0	1	0	0	1	1	1	4	6	16						
189 Nuzvid	1	1	0	0	1	0	0	1	1	1	4	5	15						
190 Gannavaram	1	0	0	0	1	0	0	1	1	1	1	6	12						

**STATEMENT SHOWING THE NUMBER OF CANDIDATES CONTESTED IN GENERAL ELECTIONS TO
A.P.LEGISLATIVE ASSEMBLY, 2009 CONSTITUENCY/PARTY-WISE**

Assembly Constituency No. & Name	National Parties						State Parties			Registered Un-Recognised Parties			Independents	Total
	BSP	BJP	CPI	CPM	INC	RJD	TRS	TDP	PRAP	LSP	Others			
1	2	3	4	5	6	7	8	9	10	11	12	13	14	
191 Gudivada	1	1	0	0	1	0	0	1	1	1	4	3	13	
192 Kaikalur	1	1	0	0	1	0	0	1	1	1	2	2	10	
193 Pedana	1	1	0	0	1	0	0	1	1	1	4	0	10	
194 Machilipatnam	1	1	0	0	1	0	0	1	1	1	3	2	11	
195 Avinigadda	1	1	0	0	1	0	0	1	1	1	3	2	11	
196 Pamarru	1	1	0	0	1	0	0	1	1	1	2	5	13	
197 Penamaluru	1	1	0	0	1	0	0	1	1	1	2	5	13	
198 Vijaywada West	1	1	1	0	1	0	0	0	1	1	2	9	17	
199 Vijaywada central	1	1	0	1	1	0	0	0	1	1	2	3	11	
200 Vijaywada East	1	1	0	0	1	0	0	1	1	1	2	6	14	
201 Mylavaram	1	1	0	0	1	0	0	1	1	1	2	5	13	
202 Nandigama	1	1	0	0	1	0	0	1	1	1	3	7	16	
203 Jaggayyapeta	1	1	0	0	1	0	0	1	1	1	3	10	19	
204 Pedakurapadu	1	1	0	0	1	0	0	1	1	1	4	3	13	
205 Tadikonda	1	1	0	0	1	0	0	1	1	1	3	0	9	
206 Mangalagiri	1	1	1	1	1	0	0	0	1	1	2	7	16	
207 Ponnur	1	1	0	0	1	0	0	1	1	1	2	7	15	
208 Vemuru	1	1	0	0	1	0	0	1	1	1	1	4	11	
209 Repalle	1	1	0	0	1	0	0	1	1	1	5	7	18	
210 Tenali	1	1	0	0	1	0	0	1	1	1	5	7	18	
211 Bapatla	1	1	0	0	1	0	0	1	1	1	1	6	13	
212 Prathipadu	1	1	0	0	1	0	0	1	1	0	3	6	14	
213 Guntur West	1	1	0	0	1	0	0	1	1	1	1	10	17	
214 Guntur East	1	1	0	0	1	0	0	1	1	0	3	7	15	
215 Chilakaluripet	1	1	0	0	1	0	0	1	1	1	2	7	15	
216 Narasaraopet	1	1	0	0	1	0	0	1	1	0	3	5	13	
217 Sattenpalli	1	1	0	0	1	0	0	1	1	1	3	2	11	
218 Vinukonda	1	0	0	0	1	0	0	1	1	1	1	7	13	
219 Guruzala	1	1	0	0	1	0	0	1	1	1	1	8	15	
220 Macherla	1	1	0	0	1	0	0	1	1	1	0	16	22	
221 Yerragondapalem	1	1	0	0	1	0	0	1	1	1	0	9	15	
222 Darsi	1	1	0	0	1	0	0	1	1	1	1	8	15	
223 Parchur	1	1	0	0	1	0	0	1	1	1	2	2	10	
224 Addanki	1	1	0	0	1	0	0	1	1	1	1	5	12	
225 Chirala	1	1	0	0	1	0	0	1	1	1	1	8	15	
226 Santhanuthalapadu	1	1	0	1	1	0	0	0	1	1	1	7	14	
227 Ongole	1	1	0	0	1	0	0	1	1	1	2	17	25	
228 Kandukur	1	1	0	0	1	0	0	1	1	1	2	4	12	

**STATEMENT SHOWING THE NUMBER OF CANDIDATES CONTESTED IN GENERAL ELECTIONS TO
A.P.LEGISLATIVE ASSEMBLY, 2009 CONSTITUENCY/PARTY-WISE**

Assembly Constituency No. & Name	National Parties						State Parties				Registered Un-Recognised Parties			Independents	Total
	BSP	BJP	CPI	CPM	INC	RJD	TRS	TDP	PRAP	LSP	Others				
1	2	3	4	5	6	7	8	9	10	11	12	13	14		
267 Rayadurg	0	1	0	0	1	0	0	1	1	1	2	1	8		
268 Uravakonda	1	0	0	0	1	0	0	1	1	0	2	6	12		
269 Guntakal	1	1	0	0	1	0	0	1	1	0	1	1	7		
270 Tadpatri	1	1	0	0	1	0	0	1	1	1	0	9	15		
271 Singanamala	1	1	0	0	1	0	0	1	1	0	3	5	13		
272 Anantapur urban	1	1	0	0	1	0	0	1	1	1	3	8	17		
273 Kalyandurg	1	1	0	0	1	0	0	1	1	1	1	1	8		
274 Raptadu	1	1	0	0	1	0	0	1	1	0	3	12	20		
275 Madakasira	1	1	0	0	1	0	0	1	1	0	0	1	6		
276 Hindupur	1	1	0	0	1	0	0	1	1	1	0	7	13		
277 Penukonda	1	1	0	0	1	0	0	1	1	0	0	6	11		
278 Puttaparthi	1	1	0	0	1	0	0	1	1	1	2	6	14		
279 Dharmavaram	1	1	1	0	1	0	0	0	1	1	2	17	25		
280 Kadiri	1	1	0	0	1	0	0	1	1	1	1	9	16		
281 Thamballapalle	1	1	0	0	1	0	0	1	1	1	2	5	13		
282 Pileru	1	1	0	0	1	0	0	1	1	1	3	2	11		
283 Madanapalle	1	1	0	0	1	0	0	1	1	1	2	7	15		
284 Punganur	1	1	0	0	1	0	0	1	1	1	2	4	12		
285 Chandragiri	1	1	0	0	1	0	0	1	1	1	1	6	13		
286 Tirupati	1	1	0	0	1	0	0	1	1	1	3	9	18		
287 Srikalahasti	1	1	0	0	1	0	0	1	1	1	3	7	16		
288 Satyaveedu	1	1	0	0	1	0	0	1	1	0	1	3	9		
289 Nagari	1	1	0	0	1	0	0	1	1	1	1	3	10		
290 Gangadhara nellore	1	1	0	0	1	0	0	1	1	1	2	3	11		
291 Chittoor	1	1	0	0	1	0	0	1	1	1	3	2	11		
292 Puthalapattu	1	1	0	0	1	0	0	1	1	0	1	4	10		
293 Palamaner	1	1	0	0	1	0	0	1	1	1	1	5	12		
294 Kuppam	0	1	0	0	1	0	0	1	1	0	4	2	10		
Total	270	271	14	18	294	26	45	225	288	246	555	1403	3655		

**CONSTITUENCY-WISE CONTESTED CANDIDATES - MEN, WOMEN, SC, ST
CANDIDATES DETAILS**

A.C. No.	A.C.Name	Contested Candidates						
		Men	Women	Total	SC	ST	Others	Total
1		2	3	4	5	6	7	8
1	Sirpur	8	0	8	0	0	8	8
2	Chennur	8	1	9	9	0	0	9
3	Bellampally	6	1	7	7	0	0	7
4	Mancherial	13	0	13	0	0	13	13
5	Asifabad	7	2	9	0	9	0	9
6	Khanapur	9	1	10	0	10	0	10
7	Adilabad	12	2	14	1	0	13	14
8	Boath	5	2	7	0	7	0	7
9	Nirmal	9	0	9	3	0	6	9
10	Mudhole	12	0	12	0	0	12	12
11	Armur	9	1	10	2	0	8	10
12	Bodhan	7	0	7	0	0	7	7
13	Jukkal	4	3	7	7	0	0	7
14	Banswada	7	1	8	0	0	8	8
15	Yellareddy	9	3	12	1	1	10	12
16	Kamareddy	8	0	8	0	0	8	8
17	Nizamabad (Urban)	11	1	12	0	0	12	12
18	Nizamabad (Rural)	8	2	10	2	1	7	10
19	Balkonda	7	0	7	0	0	7	7
20	Koratla	9	2	11	1	0	10	11
21	Jagtial	7	0	7	0	0	7	7
22	Dharmapuri	5	1	6	6	0	0	6
23	Ramagundam	12	3	15	4	0	11	15
24	Manthani	10	0	10	1	1	8	10
25	Peddapalle	10	2	12	1	0	11	12
26	Karimnagar	15	2	17	3	0	14	17
27	Choppadandi	14	0	14	14	0	0	14
28	Vemulawada	8	0	8	1	0	7	8
29	Sircilla	14	2	16	3	0	13	16
30	Manakondur	12	0	12	12	0	0	12
31	Huzurabad	13	1	14	4	0	10	14
32	Husnabad	13	2	15	1	0	14	15
33	Siddipet	12	1	13	3	0	10	13
34	Medak	10	3	13	0	0	13	13
35	Narayankhed	9	0	9	0	3	6	9
36	Andole	7	0	7	7	0	0	7
37	Narsapur	7	2	9	2	0	7	9
38	Zahirabad	13	1	14	14	0	0	14
39	Sangareddy	19	3	22	3	0	19	22
40	Patancheru	14	0	14	3	0	11	14

**CONSTITUENCY-WISE CONTESTED CANDIDATES - MEN, WOMEN, SC, ST
CANDIDATES DETAILS**

A.C. No.	A.C.Name	Contested Candidates						
		Men	Women	Total	SC	ST	Others	Total
	1	2	3	4	5	6	7	8
41	Dubbak	11	1	12	2	0	10	12
42	Gajwel	8	1	9	1	0	8	9
43	Medchal	12	0	12	3	1	8	12
44	Malkajiri	16	2	18	2	0	16	18
45	Quthbullapur	12	3	15	1	0	14	15
46	Kukatpally	14	2	16	2	0	14	16
47	Uppal	20	0	20	2	0	18	20
48	Ibrahimpattanam	11	0	11	3	0	8	11
49	Lal Bahadur Nagar	18	2	20	5	0	15	20
50	Maheshwaram	17	1	18	2	0	16	18
51	Rajendranagar	20	1	21	5	0	16	21
52	Serilingampally	17	1	18	2	0	16	18
53	Chevella	10	0	10	10	0	0	10
54	Pargi	12	0	12	1	3	8	12
55	Vicarabad	12	0	12	12	0	0	12
56	Tandur	16	0	16	2	2	12	16
57	Musheerabad	18	2	20	4	0	16	20
58	Malakpet	14	0	14	2	0	12	14
59	Amberpet	15	1	16	2	0	14	16
60	Khairatabad	15	1	16	3	0	13	16
61	Jubilee Hills	12	1	13	2	0	11	13
62	Sanath Nagar	15	0	15	1	0	14	15
63	Nampalli	21	0	21	1	0	20	21
64	Karwan	13	0	13	2	0	11	13
65	Goshamahhal	16	2	18	3	0	15	18
66	Charminar	9	2	11	1	0	10	11
67	Chandrayangutta	16	0	16	2	2	12	16
68	Yakutpura	13	0	13	1	0	12	13
69	Bahdurpura	9	2	11	0	0	11	11
70	Secundrabad	14	4	18	4	0	14	18
71	Secunderabad Cantt.	9	0	9	9	0	0	9
72	Kodangal	8	1	9	1	2	6	9
73	Narayanpet	9	0	9	0	0	9	9
74	Mahbubnagar	14	1	15	2	0	13	15
75	Jadcherla	10	1	11	4	0	7	11
76	Devarkadra	12	2	14	2	1	11	14
77	Makthal	13	1	14	3	0	11	14
78	Wanaparthy	12	0	12	1	0	11	12
79	Gadwal	11	3	14	3	0	11	14
80	Alampur	18	2	20	20	0	0	20

**CONSTITUENCY-WISE CONTESTED CANDIDATES - MEN, WOMEN, SC, ST
CANDIDATES DETAILS**

A.C. No.	A.C.Name	Contested Candidates						
		Men	Women	Total	SC	ST	Others	Total
1		2	3	4	5	6	7	8
81	Nagarkurnool	13	1	14	5	0	9	14
82	Achampet	7	1	8	8	0	0	8
83	Kalwakurthy	8	0	8	1	1	6	8
84	Shadnagar	9	1	10	2	2	6	10
85	Kollapur	14	0	14	2	0	12	14
86	Devarakonda	7	0	7	0	7	0	7
87	Nagarjuna Sagar	18	2	20	4	3	13	20
88	Miryalguda	13	0	13	3	1	9	13
89	Huzurnagar	13	0	13	4	0	9	13
90	Kodad	10	2	12	3	1	8	12
91	Suryapet	19	0	19	0	0	19	19
92	Nalgonda	12	0	12	1	0	11	12
93	Munugode	12	0	12	2	0	10	12
94	Bhongir	11	2	13	3	1	9	13
95	Nakrekal	13	1	14	14	0	0	14
96	Thungathurthy	13	0	13	13	0	0	13
97	Alair	16	2	18	5	0	13	18
98	Jangoan	12	0	12	1	0	11	12
99	Ghanpur (Station)	9	2	11	11	0	0	11
100	Palakurthi	10	2	12	0	1	11	12
101	Dornakal	6	3	9	0	9	0	9
102	Mahabubabad	9	1	10	0	10	0	10
103	Narsampet	10	1	11	1	1	9	11
104	Parkal	9	1	10	3	0	7	10
105	Warangal West	14	1	15	1	0	14	15
106	Warangal East	13	2	15	0	0	15	15
107	Wardhanapet	14	0	14	14	0	0	14
108	Bhupalpalle	17	1	18	0	0	18	18
109	Mulug	7	2	9	0	9	0	9
110	Pinapaka	11	1	12	0	12	0	12
111	Yellandu	14	0	14	0	14	0	14
112	Khammam	11	0	11	1	1	9	11
113	Palair	10	3	13	2	0	11	13
114	Madira	7	2	9	9	0	0	9
115	Wyra	11	2	13	0	13	0	13
116	Sathupalli	7	1	8	8	0	0	8
117	Kothagudem	14	1	15	4	1	10	15
118	Aswaraopeta	10	0	10	0	10	0	10
119	Bhadrachelam	7	2	9	0	9	0	9
120	Ichchapuram	5	0	5	1	0	4	5

**CONSTITUENCY-WISE CONTESTED CANDIDATES - MEN, WOMEN, SC, ST
CANDIDATES DETAILS**

A.C. No.	A.C.Name	Contested Candidates						
		Men	Women	Total	SC	ST	Others	Total
1		2	3	4	5	6	7	8
121	Palasa	7	1	8	0	0	8	8
122	Tekkali	5	1	6	0	0	6	6
123	Pathapatnam	8	0	8	1	1	6	8
124	Srikakulam	8	1	9	2	0	7	9
125	Amadalavalasa	7	1	8	0	0	8	8
126	Etcherla	8	0	8	1	0	7	8
127	Narasannapeta	9	0	9	1	0	8	9
128	Rajam	6	2	8	8	0	0	8
129	Palakonda	5	3	8	0	8	0	8
130	Kurupam	6	1	7	0	7	0	7
131	Parvathipuram	12	2	14	14	0	0	14
132	Salur	6	1	7	0	7	0	7
133	Bobbili	9	1	10	2	0	8	10
134	Cheepurupalle	8	1	9	0	0	9	9
135	Gajapathinagaram	6	2	8	1	0	7	8
136	Nellimarla	10	1	11	0	0	11	11
137	Vizianagaram	9	1	10	2	0	8	10
138	Srungavarapukota	10	2	12	1	0	11	12
139	Bhimli	8	2	10	1	0	9	10
140	Visakhapatnam East	8	6	14	0	0	14	14
141	Visakhapatnam South	9	2	11	2	0	9	11
142	Visakhapatnam North	9	5	14	1	0	13	14
143	Visakhapatnam West	12	2	14	2	0	12	14
144	Gajuwaka	10	1	11	2	0	9	11
145	Chodavaram	8	1	9	1	0	8	9
146	Madugula	8	1	9	0	1	8	9
147	Araku valley	5	3	8	0	8	0	8
148	Paderu	9	1	10	0	10	0	10
149	Anakapalle	12	0	12	1	0	11	12
150	Pendurthi	10	0	10	0	0	10	10
151	Elamanchili	7	2	9	1	0	8	9
152	Payakaraopet	10	0	10	10	0	0	10
153	Narsipatnam	7	1	8	0	0	8	8
154	Tuni	8	3	11	3	0	8	11
155	Prathipadu	14	2	16	3	0	13	16
156	Pithapuram	13	1	14	5	0	9	14
157	Kakinada Rural	13	1	14	3	0	11	14
158	Peddapuram	12	1	13	2	0	11	13
159	Anaparthi	18	2	20	3	0	17	20
160	Kakinada City	15	1	16	4	0	12	16

**CONSTITUENCY-WISE CONTESTED CANDIDATES - MEN, WOMEN, SC, ST
CANDIDATES DETAILS**

A.C. No.	A.C.Name	Contested Candidates						
		Men	Women	Total	SC	ST	Others	Total
1		2	3	4	5	6	7	8
161	Ramachandrapuram	11	1	12	4	0	8	12
162	Mummidivaram	14	2	16	4	0	12	16
163	Amalapuram	8	0	8	8	0	0	8
164	Razole	11	0	11	11	0	0	11
165	Gannavaram	7	1	8	8	0	0	8
166	Kothapeta	10	1	11	2	0	9	11
167	Mandapeta	15	1	16	4	0	12	16
168	Rajanagaram	10	0	10	2	0	8	10
169	Rajahmundry City	10	0	10	0	0	10	10
170	Rajamundry Rural	7	3	10	0	0	10	10
171	Jaggampeta	10	1	11	4	0	7	11
172	Rampachodavaram	9	1	10	0	10	0	10
173	Kovvur	12	0	12	12	0	0	12
174	Nidadavole	11	0	11	3	0	8	11
175	Achanta	14	0	14	1	0	13	14
176	Palacole	12	1	13	3	0	10	13
177	Narasapuram	12	0	12	4	0	8	12
178	Bhimavaram	15	0	15	2	0	13	15
179	Undi	8	2	10	1	0	9	10
180	Tanuku	8	2	10	1	0	9	10
181	Tadepalligudem	13	0	13	5	0	8	13
182	Unguturu	8	1	9	1	0	8	9
183	Denduluru	9	0	9	0	0	9	9
184	Eluru	9	0	9	2	0	7	9
185	Gopalapuram	7	3	10	10	0	0	10
186	Polavaram	9	1	10	0	10	0	10
187	Chintalapudi	12	0	12	12	0	0	12
188	Tiruvuru	13	3	16	16	0	0	16
189	Nuzvid	13	2	15	7	0	8	15
190	Gannavaram	11	1	12	4	0	8	12
191	Gudivada	12	1	13	1	0	12	13
192	Kaikalur	8	2	10	0	0	10	10
193	Pedana	9	1	10	0	0	10	10
194	Machilipatnam	10	1	11	1	0	10	11
195	Avanigadda	11	0	11	0	0	11	11
196	Pamaru	11	2	13	13	0	0	13
197	Penamaluru	12	1	13	3	0	10	13
198	Vijaywada West	15	2	17	2	0	15	17
199	Vijayawada central	9	2	11	2	0	9	11
200	Vijayawada East	13	1	14	2	0	12	14

**CONSTITUENCY-WISE CONTESTED CANDIDATES - MEN, WOMEN, SC, ST
CANDIDATES DETAILS**

A.C. No.	A.C.Name	Contested Candidates						
		Men	Women	Total	SC	ST	Others	Total
1		2	3	4	5	6	7	8
201	Mylavaram	11	2	13	3	0	10	13
202	Nandigama	15	1	16	16	0	0	16
203	Jaggayyapeta	19	0	19	8	0	11	19
204	Pedakurapadu	11	2	13	2	0	11	13
205	Tadikonda	8	1	9	9	0	0	9
206	Mangalagiri	13	3	16	5	0	11	16
207	Ponnur	14	1	15	3	0	12	15
208	Vemuru	10	1	11	11	0	0	11
209	Repalle	18	0	18	8	0	10	18
210	Tenali	16	2	18	4	0	14	18
211	Bapatla	13	0	13	2	0	11	13
212	Prathipadu	11	3	14	14	0	0	14
213	Guntur West	15	2	17	0	0	17	17
214	Guntur East	14	1	15	2	0	13	15
215	Chilakaluripet	15	0	15	1	0	14	15
216	Narasaraopet	13	0	13	1	0	12	13
217	Sattenpalli	11	0	11	2	0	9	11
218	Vinukonda	13	0	13	2	0	11	13
219	Guruzala	15	0	15	5	0	10	15
220	Macherla	22	0	22	3	0	19	22
221	Yerragondapalem	14	1	15	15	0	0	15
222	Darsi	15	0	15	3	0	12	15
223	Parchur	10	0	10	2	0	8	10
224	Addanki	12	0	12	2	0	10	12
225	Chirala	13	2	15	3	0	12	15
226	Santhanuthalapadu	14	0	14	14	0	0	14
227	Ongole	25	0	25	3	0	22	25
228	Kandukur	12	0	12	3	0	9	12
229	Kondapi	13	3	16	16	0	0	16
230	Markapuram	15	1	16	2	0	14	16
231	Giddalur	16	0	16	2	0	14	16
232	Kanigiri	15	1	16	3	0	13	16
233	Kavali	9	1	10	2	0	8	10
234	Atmakur	10	1	11	1	0	10	11
235	Kovur	9	2	11	2	3	6	11
236	Nellore City	10	2	12	3	0	9	12
237	Nellore Rural	9	2	11	1	0	10	11
238	Sarvepalli	11	1	12	2	0	10	12
239	Gudur	7	1	8	8	0	0	8
240	Sullurpeta	7	2	9	9	0	0	9

**CONSTITUENCY-WISE CONTESTED CANDIDATES - MEN, WOMEN, SC, ST
CANDIDATES DETAILS**

A.C. No.	A.C.Name	Contested Candidates						
		Men	Women	Total	SC	ST	Others	Total
1		2	3	4	5	6	7	8
241	Venkatagiri	8	1	9	2	0	7	9
242	Udayagiri	13	1	14	2	0	12	14
243	Badvel	11	1	12	12	0	0	12
244	Rajampet	12	0	12	0	0	12	12
245	Kadapa	12	1	13	2	0	11	13
246	Kodur	10	1	11	11	0	0	11
247	Rayachoti	13	1	14	1	0	13	14
248	Pulivendla	10	0	10	0	0	10	10
249	Kamalapuram	16	0	16	0	0	16	16
250	Jammalamadugu	15	0	15	1	0	14	15
251	Proddatur	13	0	13	0	0	13	13
252	Mydukur	14	0	14	1	0	13	14
253	Allagadda	12	1	13	2	0	11	13
254	Srisailam	10	0	10	2	0	8	10
255	Nandikotkur	15	4	19	19	0	0	19
256	Kurnool	15	1	16	3	0	13	16
257	Panyam	15	1	16	3	0	13	16
258	Nandyal	16	0	16	4	0	12	16
259	Banaganapalle	17	0	17	1	0	16	17
260	Dhone	14	1	15	1	0	14	15
261	Pattikonda	13	0	13	1	0	12	13
262	Kodumur	12	0	12	12	0	0	12
263	Yemmiganur	11	0	11	1	0	10	11
264	Mantralayam	8	0	8	2	0	6	8
265	Adoni	10	1	11	3	0	8	11
266	Alur	10	2	12	2	0	10	12
267	Rayadurg	8	0	8	0	0	8	8
268	Uravakonda	12	0	12	3	0	9	12
269	Guntakal	7	0	7	3	0	4	7
270	Tadpatri	14	1	15	1	0	14	15
271	Singanamala	12	1	13	13	0	0	13
272	Anantapur urban	16	1	17	3	0	14	17
273	Kalyandurg	7	1	8	3	0	5	8
274	Raptadu	19	1	20	2	0	18	20
275	Madakasira	6	0	6	6	0	0	6
276	Hindupur	13	0	13	0	0	13	13
277	Penukonda	10	1	11	0	0	11	11
278	Puttaparthi	14	0	14	2	0	12	14
279	Dharmavaram	24	1	25	1	0	24	25
280	Kadiri	16	0	16	0	0	16	16

**CONSTITUENCY-WISE CONTESTED CANDIDATES - MEN, WOMEN, SC, ST
CANDIDATES DETAILS**

A.C. No.	A.C.Name	Contested Candidates						
		Men	Women	Total	SC	ST	Others	Total
	1	2	3	4	5	6	7	8
281	Thamballapalle	13	0	13	1	0	12	13
282	Pileru	11	0	11	3	1	7	11
283	Madanapalle	14	1	15	5	0	10	15
284	Punganur	12	0	12	1	0	11	12
285	Chandragiri	8	5	13	0	0	13	13
286	Tirupati	18	0	18	1	0	17	18
287	Srikalahasti	16	0	16	3	1	12	16
288	Satyaveedu	6	3	9	9	0	0	9
289	Nagari	10	0	10	0	0	10	10
290	Gangadhara nellore	10	1	11	11	0	0	11
291	Chittoor	11	0	11	0	0	11	11
292	Puthalapattu	8	2	10	10	0	0	10
293	Palamaner	12	0	12	2	0	10	12
294	Kuppam	9	1	10	1	0	9	10
	Total	3355	300	3655	970	216	2469	3655

STATEMENT SHOWING THE NUMBER OF ELECTORS, VOTES POLLED WITH PERCENTAGE, VOTES POLLED AND VALID VOTES ASSEMBLY CONSTITUENCY-WISE

Assembly Constituency No. & Name	ELECTORS			Details of Votes polled On EVM												Details of Postal Votes				Combined Details of EVM & Postal Votes		
	MEN	WOMEN	TOTAL	VOTES POLLED			PERCENTAGE OF VOTES POLLED			Total Valid Votes Counted from EVM	Votes Not Retrieved from EVM	Postal Votes Counted	Postal Votes Rejected	Total Valid Postal Votes	Total Votes	Total of Votes not Retrieved and Rejected	Total Valid Votes					
				MEN	WOMEN	TOTAL	MEN	WOMEN	TOTAL													
	3	4	5	6	7	8	9	10	11	12	13	14	15	16	17	18	19					
1	2	3	4	5	6	7	8	9	10	11	12	13	14	15	16	17	18	19				
1	Stipur	78,116	76,557	1,54,673	63,211	60,629	1,23,840	80.92	79.19	80.07	0	1,23,840	277	170	107	1,24,117	170	1,23,947				
2	Chennur	76,299	73,808	1,50,107	57,438	54,946	1,12,384	75.28	74.44	74.87	0	1,12,384	238	43	195	1,12,622	43	1,12,579				
3	Bellampally	70,411	68,901	1,39,312	52,588	49,639	1,02,227	74.69	72.04	73.38	0	1,02,227	179	169	10	1,02,406	169	1,02,237				
4	Mancherla	1,00,587	98,546	1,99,133	67,025	64,776	1,31,801	66.63	65.73	66.19	0	1,31,801	445	386	59	1,32,246	59	1,32,187				
5	Asifabad	77,333	77,333	1,54,666	60,673	57,115	1,17,788	78.81	73.86	76.33	0	1,17,788	225	165	129	1,18,082	165	1,17,917				
6	Khanapur	75,916	80,590	1,56,506	56,458	60,055	1,16,513	74.37	74.52	74.45	0	1,16,513	225	143	82	1,16,738	143	1,16,595				
7	Adilabad	88,650	1,77,743	2,66,393	61,487	58,030	1,19,517	69.01	65.46	67.24	0	1,19,517	644	309	335	1,20,161	309	1,19,852				
8	Boath	70,757	72,133	1,42,890	58,603	57,234	1,15,837	82.82	79.35	81.07	0	1,15,837	501	298	203	1,16,338	298	1,16,040				
9	Nirmal	77,284	91,917	1,69,201	59,092	72,171	1,31,263	76.46	78.52	77.58	0	1,31,263	552	246	306	1,31,815	246	1,31,569				
10	Ludhale	85,122	90,755	1,75,877	67,333	70,215	1,37,548	79.10	77.37	78.21	0	1,37,548	554	454	100	1,38,102	454	1,37,648				
11	Armur	71,860	91,798	1,63,658	52,533	67,941	1,20,474	73.10	74.01	73.61	0	1,20,474	490	142	348	1,20,964	142	1,20,822				
12	Bodhan	86,304	93,877	1,80,181	62,484	69,331	1,31,815	72.40	73.85	73.16	0	1,31,815	449	241	208	1,32,264	241	1,32,023				
13	Jukkal	80,931	84,495	1,65,426	63,719	63,792	1,27,511	78.73	75.50	77.08	0	1,27,511	509	285	224	1,28,020	285	1,27,735				
14	Banswada	77,406	84,326	1,61,732	62,936	64,682	1,27,618	81.31	76.70	78.91	0	1,27,618	764	128	636	1,28,382	128	1,28,254				
15	Yellareddy	90,527	1,00,710	1,91,237	69,244	77,485	1,46,729	76.94	76.94	76.73	0	1,46,729	623	152	471	1,47,352	152	1,47,200				
16	Kamareddy	95,676	1,03,573	1,99,249	67,767	76,368	1,44,135	70.83	73.73	72.34	0	1,44,135	915	136	779	1,45,050	136	1,44,914				
17	Nizamabad (Urban)	1,18,319	1,21,568	2,39,887	47,942	46,878	94,820	40.52	38.56	39.53	0	94,820	773	406	367	95,593	406	95,187				
18	Nizamabad (Rural)	83,132	1,10,362	1,93,494	62,884	87,626	1,50,510	75.64	79.40	77.79	0	1,50,510	518	244	274	1,51,028	244	1,50,784				
19	Balkonda	71,628	97,414	1,69,042	51,757	76,187	1,27,944	72.26	78.21	75.69	0	1,27,944	570	47	523	1,28,514	47	1,28,467				
20	Korattla	82,800	99,053	1,81,853	56,022	72,878	1,28,900	60.37	73.37	67.08	0	1,28,900	593	2	591	1,29,293	2	1,29,291				
21	Jagtial	96,288	98,868	1,95,156	60,909	71,664	1,32,573	63.26	72.48	67.93	0	1,32,573	1,036	300	736	1,33,609	300	1,33,309				
22	Dharmapuri	96,057	97,505	1,93,562	60,262	67,063	1,27,325	62.74	68.78	65.78	0	1,27,325	491	72	419	1,27,816	72	1,27,744				
23	Ramagundam	1,07,280	97,681	2,04,961	62,262	56,511	1,18,773	58.04	57.85	57.95	0	1,18,773	278	26	252	1,19,051	26	1,19,025				
24	Manthani	1,01,526	1,01,286	2,02,812	76,149	74,220	1,50,369	75.00	73.28	74.14	0	1,50,369	526	14	512	1,50,895	14	1,50,881				
25	Peddapalle	1,13,771	1,11,984	2,25,755	81,459	78,375	1,59,834	71.60	69.99	70.80	0	1,59,834	274	5	269	1,60,108	5	1,60,103				
26	Karimnagar	1,33,727	1,27,846	2,61,573	72,159	67,263	1,39,422	53.96	52.61	53.30	0	1,39,422	943	242	701	1,40,365	242	1,40,123				
27	Choppadandi	99,749	1,00,892	2,00,641	64,950	73,701	1,38,651	65.11	73.05	69.10	0	1,38,651	145	32	113	1,38,796	32	1,38,764				
28	Vemulawada	91,177	93,336	1,84,513	64,827	66,807	1,21,634	60.13	71.58	65.92	0	1,21,634	508	47	461	1,22,142	47	1,22,095				
29	Sircilla	1,05,829	1,05,040	2,10,869	64,565	71,419	1,35,984	61.01	67.99	64.49	0	1,35,984	681	28	653	1,36,665	28	1,36,637				
30	Manakondur	1,00,544	1,00,400	2,00,944	69,889	70,604	1,40,493	69.51	70.32	69.92	0	1,40,493	711	110	601	1,41,204	110	1,41,094				
31	Huzurabad	1,02,353	1,01,703	2,04,056	73,847	71,689	1,45,536	72.15	70.49	71.32	0	1,45,536	876	234	642	1,46,412	234	1,46,178				
32	Husnabad	1,16,952	1,16,763	2,33,715	81,292	82,654	1,63,946	69.57	70.79	70.18	0	1,63,946	959	229	730	1,64,905	229	1,64,676				
33	Siddipet	91,147	94,055	1,85,202	64,305	66,693	1,30,998	70.55	70.91	70.73	0	1,30,998	1,156	123	1,033	1,32,154	123	1,32,031				
34	Medak	95,974	1,03,073	1,99,047	73,215	76,994	1,50,209	76.29	74.70	75.46	0	1,50,209	760	87	673	1,50,969	87	1,50,882				
35	Narayanpet	98,103	99,802	1,97,905	74,801	69,917	1,44,718	76.25	70.06	73.12	0	1,44,718	982	66	916	1,45,700	66	1,45,634				
36	Andole	1,11,295	1,15,026	2,26,321	86,889	82,827	1,69,716	78.07	72.01	74.99	0	1,69,716	763	261	502	1,70,479	261	1,70,218				
37	Narsapur	91,501	96,485	1,87,986	78,672	78,969	1,57,641	85.98	81.85	83.86	0	1,57,641	660	33	627	1,58,301	33	1,58,268				
38	Zahirabad	1,09,439	1,08,257	2,17,696	78,281	74,401	1,52,682	71.53	68.73	70.14	0	1,52,682	878	68	810	1,53,560	68	1,53,492				
39	Sangareddy	96,448	94,998	1,91,446	70,836	66,607	1,37,443	73.44	70.11	71.79	0	1,37,443	1,073	322	751	1,38,516	322	1,38,194				
40	Patancheru	1,21,478	1,13,786	2,35,264	84,865	76,563	1,61,428	69.86	67.29	68.62	0	1,61,428	655	121	534	1,62,083	121	1,61,962				
41	Dubbak	88,413	92,719	1,81,132	69,865	72,142	1,42,007	77.81	78.40	78.10	0	1,42,007	557	29	528	1,42,564	29	1,42,535				
42	Gajwel	1,03,911	1,05,733	2,09,644	89,000	87,340	1,76,340	85.65	82.60	84.11	0	1,76,340	893	138	755	1,77,233	138	1,77,095				
43	Medchal	1,62,035	1,53,273	3,15,308	1,00,639	90,511	1,91,150	62.11	59.05	60.62	0	1,91,150	69	30	39	1,91,219	30	1,91,189				
44	Malkajgiri	1,79,252	1,72,254	3,51,506	1,00,877	90,908	1,91,785	56.28	52.78	54.56	0	1,91,785	172	46	127	1,91,957	46	1,91,911				
45	Quthbullapur	1,68,077	1,45,083	3,13,160	85,568	71,971	1,57,539	50.91	49.61	50.31	0	1,57,539	56	17	39	1,57,595	17	1,57,578				
46	Kukatpally	2,09,268	1,75,763	3,85,031	1,24,538	91,364	2,05,902	54.73	51.98	53.48	0	2,05,902	206	132	74	2,06,108	132	2,05,976				
47	Uppal	1,92,466	1,69,921	3,62,387	82,325	71,050	1,53,375	42.77	41.81	41.81	0	1,53,375	205	80	125	1,53,580	80	1,53,500				
48	Ibrahimpatnam	1,00,574	96,306	1,96,880	81,853	72,491	1,54,344	81.39	75.27	78.39	0	1,54,344	290	7	283	1,54,634	7	1,54,627				
49	Laibaadur Nagar	2,17,958	1,94,770	4,12,728	1,04,815	90,361	1,95,176	48.09	46.39	47.29	0	1,95,176	370	5	365	1,95,546	5	1,95,541				
50	Maheshwaram	1,47,717	1,39,391	2,87,108	92,293	82,595	1,74,888	62.48	59.25	60.91	0	1,74,888	58	35	23	1,74,946	35	1,74,911				
51	Rejendranagar	1,36,191	1,27,659	2,63,850	85,721	73,842	1,59,563	62.94	57.84	60.47	0	1,59,563	56	18	38	1,59,619	18	1,59,601				
52	Serilingampally	2,02,978	1,77,878	3,80,856	1,09,763	93,157	2,02,920	54.98	52.37	53.28	0	2,02,920	92	3	89	2,03,012	3	2,03,009				
53	Chevela	98,220	93,789	1,92,009	78,414	69,797	1,48,211	79.84	74.42	77.19	0	1,48,211	43	11	32	1,48,254	11	1,48,243				
54	Pargi	98,554	1,00,675	1,99,229	69,902	70,988	1,40,890	70.93	70.51	70.72	0	1,40,890	933	740	193	1,41,823	740	1,41,083				

STATEMENT SHOWING THE NUMBER OF ELECTORS, VOTES POLLED WITH PERCENTAGE, VOTES REJECTED, VOTES NOT RETRIEVED AND VALID VOTES ASSEMBLY CONSTITUENCY-WISE

Assembly Constituency No. & Name	ELECTORS			Details of Votes polled On EVM										Details of Postal Votes					Combined Details of EVM & Postal Votes		
	MEN	WOMEN	TOTAL	VOTES POLLED			PERCENTAGE OF VOTES POLLED			Total Valid Votes Counted from EVM	Postel Votes Counted	Postel Votes Rejected	Total Valid Postal Votes	Total Votes not Retrieved and Rejected	Total Valid Votes						
				MEN	WOMEN	TOTAL	MEN	WOMEN	TOTAL							Votes Not Retrieved from EVM					
1	3	4	5	6	7	8	9	10	11	12	13	14	15	16	17	18	19				
55	91,066	90,919	1,81,985	65,243	62,263	1,27,506	71.64	68.48	70.06	0	1,27,506	659	138	521	1,28,165	138	1,28,027				
56	85,857	90,770	1,76,627	65,955	64,091	1,30,046	76.82	70.61	73.63	0	1,30,046	659	184	475	1,30,705	184	1,30,521				
57	1,27,194	1,14,845	2,42,039	73,705	58,912	1,32,617	57.95	51.30	54.79	0	1,32,617	190	38	152	1,32,807	38	1,32,769				
58	98,821	94,762	1,93,583	53,326	47,845	1,01,171	53.96	50.49	52.26	0	1,01,171	157	31	126	1,01,328	31	1,01,297				
59	1,05,137	96,877	2,02,014	63,480	56,217	1,19,697	60.38	58.03	59.25	0	1,19,697	204	101	103	1,19,901	101	1,19,800				
60	1,19,289	1,09,828	2,29,117	70,384	59,212	1,29,596	59.00	53.91	56.56	0	1,29,596	193	85	78	1,29,789	85	1,29,704				
61	1,37,523	1,21,893	2,59,416	74,191	62,593	1,36,784	53.95	51.35	52.73	0	1,36,784	109	35	74	1,36,893	35	1,36,858				
62	99,799	93,003	1,92,802	58,756	52,241	1,10,997	58.87	56.17	57.57	0	1,10,997	121	0	121	1,11,118	0	1,11,118				
63	1,25,777	1,16,709	2,42,486	60,413	50,345	1,10,758	48.03	43.14	45.68	0	1,10,758	105	36	69	1,10,863	36	1,10,827				
64	1,07,885	99,141	2,07,026	67,124	55,603	1,22,727	62.22	56.08	59.28	0	1,22,727	55	23	32	1,22,782	23	1,22,759				
65	87,573	79,365	1,66,938	48,999	40,927	89,926	55.95	51.57	53.87	0	89,926	51	22	29	89,977	22	89,955				
66	87,822	88,336	1,76,158	51,293	46,318	97,611	58.41	52.43	55.41	0	97,611	52	21	31	97,663	21	97,642				
67	1,14,665	1,10,868	2,25,533	59,314	55,902	1,15,216	51.73	50.42	51.09	646	1,14,570	73	9	64	1,15,289	655	1,14,634				
68	95,113	91,248	1,86,361	50,065	42,373	92,438	52.64	44.96	48.82	0	92,438	31	15	16	92,469	15	92,454				
69	1,02,986	99,944	2,02,930	58,225	51,971	1,10,196	56.54	52.00	54.30	0	1,10,196	74	13	61	1,10,270	13	1,10,257				
70	90,173	96,290	1,86,463	63,898	68,623	1,32,521	70.86	71.27	71.07	0	1,32,521	332	64	268	1,32,853	64	1,32,789				
71	89,819	95,710	1,85,529	59,920	61,778	1,21,698	66.71	64.55	65.60	0	1,21,698	399	96	303	1,22,097	96	1,22,001				
72	1,04,284	1,04,463	2,08,747	58,311	57,408	1,15,719	55.92	54.96	55.44	0	1,15,719	890	73	817	1,16,609	73	1,16,536				
73	97,809	98,816	1,96,625	73,463	66,409	1,39,872	75.11	67.20	71.14	0	1,39,872	373	30	343	1,40,245	30	1,40,215				
74	1,01,091	1,05,218	2,06,309	70,764	70,668	1,41,432	70.00	67.16	68.55	0	1,41,432	266	116	150	1,41,698	116	1,41,582				
75	98,803	1,06,830	2,05,633	64,105	66,904	1,31,009	64.88	62.63	63.71	0	1,31,009	354	53	301	1,31,363	53	1,31,310				
76	1,17,306	1,18,871	2,36,177	77,964	77,340	1,55,304	66.46	65.06	65.76	0	1,55,304	865	89	776	1,56,169	89	1,56,080				
77	91,187	94,053	1,85,240	70,132	70,712	1,40,844	76.91	75.18	76.03	0	1,40,844	571	90	481	1,41,415	90	1,41,325				
78	93,236	95,493	1,88,729	67,725	61,557	1,29,282	72.64	64.46	68.50	0	1,29,282	230	151	79	1,29,512	151	1,29,361				
79	1,06,261	1,08,142	2,14,403	74,715	71,921	1,46,636	70.31	66.39	68.39	0	1,46,636	823	4	819	1,47,459	4	1,47,455				
80	1,03,676	1,07,274	2,10,950	73,196	71,133	1,44,329	70.60	66.31	68.42	0	1,44,329	727	76	651	1,45,056	76	1,44,980				
81	1,05,430	1,05,508	2,10,938	80,940	74,637	1,55,577	76.77	70.74	73.75	0	1,55,577	498	4	494	1,56,075	4	1,56,071				
82	90,636	88,926	1,79,562	73,664	68,746	1,42,410	81.27	77.31	79.31	0	1,42,410	334	108	226	1,42,744	108	1,42,636				
83	1,06,510	1,07,537	2,14,047	78,627	71,664	1,50,291	73.82	66.64	70.21	0	1,50,291	780	60	720	1,51,071	60	1,51,011				
84	1,00,830	1,01,903	2,02,733	75,074	71,654	1,46,728	74.46	70.32	72.37	0	1,46,728	555	32	523	1,47,283	32	1,47,251				
85	1,01,673	1,03,385	2,05,058	73,812	72,410	1,46,222	72.60	70.04	71.31	0	1,46,222	895	49	846	1,47,117	49	1,47,068				
86	1,06,111	1,08,725	2,14,836	84,501	82,332	1,66,833	79.63	75.72	77.66	0	1,66,833	758	151	607	1,67,591	151	1,67,440				
87	1,05,397	1,07,839	2,13,236	82,319	81,029	1,63,348	78.10	75.14	76.60	0	1,63,348	747	48	699	1,64,095	48	1,64,047				
88	1,07,994	1,09,578	2,17,572	76,610	73,096	1,49,706	70.94	66.71	68.81	0	1,49,706	1337	38	1299	1,51,043	38	1,51,005				
89	99,022	1,01,330	2,00,352	73,172	73,181	1,46,353	73.89	72.22	73.05	0	1,46,353	1610	104	1506	1,47,963	104	1,47,859				
90	1,08,078	1,04,833	2,12,911	84,889	79,185	1,64,074	78.54	75.53	77.06	0	1,64,074	159	2	157	1,64,233	2	1,64,231				
91	94,110	92,085	1,86,195	76,789	71,274	1,48,063	81.59	77.40	79.52	0	1,48,063	457	150	307	1,48,520	150	1,48,370				
92	1,10,495	1,10,951	2,21,446	83,974	83,634	1,67,608	76.00	75.38	75.69	0	1,67,608	911	83	828	1,68,519	83	1,68,436				
93	1,12,540	1,13,642	2,26,182	88,504	83,390	1,71,894	78.64	73.38	76.00	0	1,71,894	1108	50	1058	1,73,002	50	1,72,952				
94	1,13,279	1,12,073	2,25,352	86,970	81,723	1,68,693	76.78	72.92	74.86	0	1,68,693	189	0	189	1,68,882	0	1,68,882				
95	1,04,473	1,04,952	2,09,425	75,866	74,892	1,50,758	72.62	71.36	71.99	0	1,50,758	653	142	142	1,51,411	142	1,51,269				
96	1,12,663	1,13,222	2,25,885	86,903	84,653	1,71,556	77.14	74.77	75.95	0	1,71,556	177	87	90	1,71,733	87	1,71,646				
97	1,00,131	99,405	1,99,536	79,467	77,263	1,56,730	77.73	73.75	75.55	349	1,56,381	597	160	437	1,57,327	509	1,56,818				
98	90,398	94,812	1,85,210	75,502	74,853	1,50,355	83.52	78.95	81.18	0	1,50,355	251	107	144	1,50,606	107	1,50,499				
99	97,485	99,511	1,96,996	76,619	75,984	1,52,603	78.60	76.36	77.47	0	1,52,603	587	276	311	1,53,190	276	1,52,914				
100	94,325	97,193	1,91,518	81,091	81,102	1,62,193	85.97	83.44	84.69	0	1,62,193	712	61	651	1,62,905	61	1,62,844				
101	95,864	97,517	1,93,381	74,923	72,927	1,47,850	78.16	74.78	76.46	128	1,47,722	150	119	311	1,48,000	247	1,47,753				
102	1,10,281	1,05,874	2,16,155	59,602	55,306	1,14,908	54.05	52.24	53.16	0	1,14,908	814	164	650	1,15,722	164	1,15,558				
103	1,07,534	1,06,630	2,14,164	63,540	64,642	1,28,182	59.09	60.62	59.85	0	1,28,182	382	102	280	1,28,564	102	1,28,462				
104	1,07,593	1,07,321	2,14,914	76,168	72,819	1,48,987	70.79	67.85	69.32	0	1,48,987	100	39	61	1,49,087	39	1,49,048				
105	1,11,385	1,11,197	2,22,582	81,924	78,690	1,60,614	73.55	70.77	72.16	0	1,60,614	127	61	66	1,60,741	61	1,60,680				

STATEMENT SHOWING THE NUMBER OF ELECTORS, VOTES POLLED WITH PERCENTAGE, VOTES REJECTED, VOTES NOT RETRIEVED AND VALID VOTES ASSEMBLY CONSTITUENCY-WISE

Assembly Constituency No. & Name	ELECTORS			Details of Votes polled On EVM										Details of Postal Votes					Combined Details of EVM & Postal Votes		
	MEN	WOMEN	TOTAL	VOTES POLLED			PERCENTAGE OF VOTES POLLED			Total Valid Votes Retrieved from EVM	Postals Counted	Postals Rejected	Total Valid Postal Votes	Total Valid Votes	Total Valid Votes not Retrieved and Rejected	Total Valid Votes					
				MEN	WOMEN	TOTAL	MEN	WOMEN	TOTAL												
1	3	4	5	6	7	8	9	10	11	12	13	14	15	16	17	18	19				
109	86,854	90,286	1,77,140	66,867	67,632	1,34,499	76.99	74.91	75.93	0	1,34,499	187	12	175	1,34,686	12	1,34,674				
110	77,650	77,167	1,54,817	58,379	56,779	1,15,158	75.18	73.58	74.38	0	1,15,158	261	33	228	1,15,419	33	1,15,386				
111	84,703	87,318	1,72,021	69,786	66,220	1,36,006	82.39	75.84	79.06	0	1,36,006	415	6	409	1,36,421	6	1,36,415				
112	1,00,900	1,03,749	2,04,649	74,612	76,891	1,51,503	73.95	74.11	74.03	644	1,50,859	2713	169	2544	1,54,216	813	1,53,403				
113	85,232	88,548	1,73,780	75,542	79,297	1,54,839	88.63	89.55	89.10	0	1,54,839	264	44	220	1,55,103	44	1,55,059				
114	90,219	93,291	1,83,510	79,680	79,814	1,59,494	88.32	85.55	86.91	0	1,59,494	512	21	491	1,60,006	21	1,59,985				
115	74,188	75,171	1,49,359	64,425	62,400	1,26,825	86.84	83.01	84.91	0	1,26,825	352	83	269	1,27,177	83	1,27,094				
116	98,836	99,735	1,98,571	82,410	83,919	1,66,329	85.40	84.14	84.77	0	1,66,329	934	43	891	1,69,263	43	1,69,220				
117	89,196	98,479	1,87,675	72,095	70,144	1,42,239	73.42	71.23	72.32	0	1,42,239	836	89	747	1,43,075	89	1,42,986				
118	75,326	77,945	1,53,271	61,557	63,539	1,25,096	81.72	81.52	81.62	0	1,25,096	248	31	217	1,25,344	31	1,25,313				
119	91,348	96,346	1,87,694	71,238	72,283	1,43,521	77.99	75.02	76.47	0	1,43,521	547	160	387	1,44,068	160	1,43,908				
120	85,610	1,00,642	1,86,252	57,877	77,975	1,35,852	67.61	77.48	72.94	0	1,17,854	619	185	434	1,18,473	185	1,18,288				
121	76,457	84,148	1,60,605	54,274	63,580	1,17,854	70.99	75.56	73.38	0	1,17,854	619	185	434	1,18,473	185	1,18,288				
122	87,924	91,515	1,79,439	65,202	70,570	1,35,772	74.16	77.11	75.66	0	1,35,772	820	142	678	1,36,592	142	1,36,450				
123	84,559	87,908	1,72,467	61,155	64,084	1,25,239	72.32	72.90	72.62	0	1,25,239	874	72	802	1,26,113	72	1,26,041				
124	95,948	99,482	1,95,430	70,023	74,560	1,44,583	72.98	74.95	73.98	0	1,44,583	1,005	208	797	1,45,588	208	1,45,380				
125	78,488	81,424	1,59,912	58,470	60,477	1,18,947	74.50	74.27	74.38	0	1,18,947	884	300	584	1,19,831	300	1,19,531				
126	93,470	94,498	1,87,968	75,511	75,952	1,51,463	80.79	80.37	80.58	0	1,51,463	472	134	338	1,51,935	134	1,51,801				
127	84,178	87,842	1,72,020	65,985	70,123	1,36,108	78.39	79.83	79.12	0	1,36,108	815	210	605	1,36,923	210	1,36,713				
128	91,161	93,715	1,84,876	66,109	67,827	1,33,966	72.52	72.41	72.46	0	1,33,966	579	149	430	1,34,545	149	1,34,396				
129	74,862	80,402	1,55,264	53,402	54,578	1,07,980	71.33	67.88	69.55	0	1,07,980	315	83	232	1,08,295	83	1,08,212				
130	78,089	84,567	1,62,666	57,300	59,258	1,16,558	73.37	70.07	71.65	0	1,16,558	546	62	484	1,17,104	62	1,17,042				
131	79,857	84,211	1,64,068	58,100	61,209	1,19,309	72.76	72.69	72.72	0	1,19,309	744	97	647	1,20,052	97	1,19,950				
132	81,635	87,444	1,69,079	58,470	61,703	1,20,173	71.62	70.56	71.08	0	1,20,173	829	52	777	1,21,002	52	1,20,950				
133	97,945	1,04,098	2,02,043	73,887	79,017	1,52,904	75.44	75.91	75.68	0	1,52,904	1,246	85	1,161	1,54,150	85	1,54,065				
134	87,278	90,864	1,78,142	70,334	71,308	1,41,642	80.59	78.48	79.51	0	1,41,642	643	4	639	1,42,285	4	1,42,281				
135	87,216	92,521	1,79,737	73,598	76,319	1,49,917	84.39	82.49	83.41	0	1,49,917	598	50	548	1,50,515	50	1,50,465				
136	86,898	89,586	1,76,484	73,382	73,915	1,47,297	84.45	82.51	83.46	0	1,47,297	447	19	428	1,47,744	19	1,47,725				
137	1,04,692	1,09,296	2,13,988	68,522	69,429	1,37,951	65.45	63.52	64.47	0	1,37,951	648	56	592	1,38,599	56	1,38,543				
138	92,436	97,661	1,90,097	77,294	79,446	1,56,740	83.62	81.35	82.45	0	1,56,740	608	11	597	1,57,348	11	1,57,337				
139	1,09,963	1,13,187	2,23,150	88,549	87,319	1,75,864	80.52	77.15	78.81	0	1,75,864	907	418	489	1,76,771	418	1,76,353				
140	1,01,882	1,00,565	2,02,447	68,074	68,960	1,37,034	66.82	68.57	67.69	0	1,37,034	1,089	19	1,070	1,38,123	19	1,38,104				
141	85,823	88,754	1,74,577	63,320	65,187	1,28,507	73.78	73.45	73.61	0	1,28,507	405	5	400	1,28,912	5	1,28,907				
142	1,05,452	1,04,910	2,10,362	70,564	71,627	1,42,191	66.92	68.27	67.59	0	1,42,191	840	388	452	1,43,031	388	1,42,643				
143	86,115	79,833	1,65,948	57,373	57,811	1,15,184	66.62	72.41	69.41	0	1,15,184	936	123	813	1,16,120	123	1,15,997				
144	1,12,634	1,08,267	2,20,901	77,565	75,144	1,52,709	68.86	69.41	69.13	0	1,52,709	1,065	178	887	1,53,774	178	1,53,596				
145	90,661	99,115	1,89,776	73,659	79,522	1,53,181	81.25	80.23	80.72	0	1,53,181	873	60	813	1,54,054	60	1,53,994				
146	82,376	88,111	1,70,487	67,673	71,001	1,38,674	82.15	80.58	81.34	0	1,38,674	703	153	550	1,39,377	153	1,39,224				
147	94,665	1,02,196	1,96,861	62,237	56,993	1,19,230	65.74	55.77	60.57	0	1,19,230	1,229	75	1,154	1,20,459	75	1,20,384				
148	93,628	1,01,803	1,95,431	56,828	52,555	1,09,383	60.70	51.62	55.97	0	1,09,383	914	257	657	1,10,297	257	1,10,040				
149	88,243	94,577	1,82,820	68,730	74,129	1,42,859	77.89	78.36	78.14	0	1,42,859	933	204	729	1,43,792	204	1,43,588				
150	1,03,604	1,03,975	2,07,579	78,176	77,608	1,55,784	75.46	74.64	75.05	0	1,55,784	920	9	911	1,56,704	9	1,56,695				
151	84,521	89,887	1,74,408	71,033	74,344	1,45,377	84.04	82.71	83.35	0	1,45,377	594	198	396	1,45,971	198	1,45,773				
152	1,02,119	1,08,699	2,10,818	77,564	79,644	1,57,208	75.95	73.27	74.57	0	1,57,208	718	36	682	1,57,926	36	1,57,890				
153	93,834	1,01,973	1,95,807	73,453	77,211	1,50,664	78.28	75.72	76.95	0	1,50,664	828	91	737	1,51,492	91	1,51,401				
154	89,497	90,455	1,79,952	71,952	71,674	1,43,626	80.23	76.87	78.24	0	1,43,626	668	55	613	1,44,171	55	1,44,116				
155	86,670	90,322	1,76,992	69,976	62,426	1,32,402	80.74	69.11	74.81	0	1,32,402	578	129	449	1,32,980	129	1,32,851				
156	95,502	95,417	1,90,919	77,413	71,510	1,48,923	81.06	74.94	78.00	0	1,48,923	648	92	556	1,49,571	92	1,49,479				
157	83,346	92,292	1,75,638	72,719	66,652	1,39,371	77.90	72.22	75.08	0	1,39,371	985	501	484	1,40,356	501	1,39,855				
158	88,363	91,918	1,80,281	72,853	71,657	1,44,510	82.45	67.06	74.61	0	1,44,510	846	112	734	1,45,356	112	1,45,244				
159	89,735	91,948	1,81,683	78,073	77,570	1,55,646	87.77	84.56	86.17	0	1,55,646	846	83	563	1,56,469	83	1,56,386				
160	81,280	83,685	1,64,965	58,678	60,338	1,19,016	72.19	72.10	72.15	0	1,19,016	1,169	521	648	1,20,185	521	1,19,664				
161	87,922	87,426	1,75,348	74,989	66,426	1,41,415	85.29	75.98	80.65	0	1,41,415	887	452	435	1,42,302	452	1,41,850				

STATEMENT SHOWING THE NUMBER OF ELECTORS, VOTES POLLED WITH PERCENTAGE, VOTES REJECTED, VOTES NOT RETRIEVED AND VALID VOTES ASSEMBLY CONSTITUENCY-WISE

Assembly Constituency No. & Name	ELECTORS			Details of Votes polled On EVM										Details of Postal Votes					Combined Details of EVM & Postal Votes		
	MEN	WOMEN	TOTAL	VOTES POLLED			PERCENTAGE OF VOTES POLLED			Total Valid Votes Counted from EVM	Postal Votes Counted	Postal Votes Rejected	Total Valid Postal Votes	Total Votes	Total of Votes not Retrieved and Rejected	Total Valid Votes					
				MEN	WOMEN	TOTAL	MEN	WOMEN	TOTAL												
1	3	4	5	6	7	8	9	10	11	12	13	14	15	16	17	18	19				
162	95,989	96,219	1,92,208	77,336	75,428	1,52,764	80.57	78.39	79.48	0	1,52,764	880	375	505	1,53,644	375	1,53,269				
163	86,159	87,049	1,73,208	69,747	67,770	1,37,517	80.95	77.85	79.39	0	1,37,517	1,216	677	539	1,38,733	677	1,38,056				
164	81,079	84,455	1,65,534	64,311	66,309	1,30,620	79.32	78.51	78.91	0	1,30,620	1,223	245	978	1,31,843	245	1,31,598				
165	85,295	85,894	1,71,189	68,478	65,913	1,34,391	80.28	76.74	78.50	0	1,34,391	880	720	160	1,35,271	720	1,34,551				
166	1,02,789	1,06,068	2,08,857	87,297	80,581	1,67,878	84.93	75.97	80.38	0	1,67,878	1,032	714	318	1,68,910	714	1,68,196				
167	92,651	96,292	1,88,943	77,006	78,854	1,55,860	83.11	81.89	82.49	0	1,55,860	756	313	443	1,56,616	313	1,56,303				
168	81,110	83,721	1,64,831	71,441	70,692	1,42,133	88.08	84.44	86.23	0	1,42,133	495	76	419	1,42,628	76	1,42,552				
169	99,534	1,02,980	2,02,514	65,014	67,124	1,32,138	65.18	65.25	65.25	0	1,32,138	1,146	358	788	1,33,284	358	1,32,926				
170	93,633	95,821	1,89,454	68,534	68,631	1,37,165	73.19	71.62	72.40	0	1,37,165	890	313	577	1,38,055	313	1,37,742				
171	90,985	95,362	1,86,347	73,397	73,376	1,46,773	80.67	76.94	78.76	0	1,46,773	528	408	120	1,47,301	408	1,46,893				
172	66,812	72,333	1,39,145	47,062	48,531	95,593	70.44	67.09	68.70	0	95,593	0	0	0	95,593	0	95,593				
173	77,079	81,879	1,58,958	65,289	67,523	1,32,812	84.70	82.47	83.55	0	1,32,812	637	270	367	1,33,449	270	1,33,179				
174	84,223	88,863	1,73,086	73,505	77,193	1,50,698	87.27	86.87	87.07	0	1,50,698	744	60	684	1,51,442	60	1,51,382				
175	67,261	75,127	1,42,388	55,464	62,750	1,18,214	82.46	83.53	83.02	0	1,18,214	531	0	531	1,18,745	0	1,18,745				
176	73,515	77,147	1,50,662	63,990	65,476	1,29,466	87.04	84.87	85.93	0	1,29,466	1,126	60	1,066	1,30,592	60	1,30,532				
177	65,418	67,538	1,32,956	57,434	57,704	1,15,138	87.80	85.44	86.60	0	1,15,138	819	64	755	1,15,957	64	1,15,893				
178	94,188	1,00,300	1,94,488	76,901	80,019	1,56,920	81.65	79.78	80.68	0	1,56,920	1,335	184	1,151	1,58,255	184	1,58,071				
179	90,259	93,500	1,83,759	79,728	81,266	1,60,994	88.33	86.92	87.61	0	1,60,994	968	74	894	1,61,962	74	1,61,888				
180	93,295	1,03,846	1,97,141	75,923	85,785	1,61,708	81.38	82.61	82.03	0	1,61,708	1,141	117	1,024	1,62,732	117	1,62,732				
181	83,385	88,359	1,71,744	70,155	72,712	1,42,867	84.13	82.29	83.19	0	1,42,867	936	207	729	1,43,803	207	1,43,596				
182	84,712	87,649	1,72,361	74,752	75,472	1,50,223	88.24	86.11	87.16	0	1,50,223	733	174	559	1,50,956	174	1,50,782				
183	88,427	90,466	1,78,893	77,002	76,451	1,53,453	87.08	84.51	85.78	0	1,53,453	622	153	469	1,54,075	153	1,53,922				
184	81,808	89,533	1,71,341	59,956	64,405	1,24,361	73.29	71.93	72.58	0	1,24,361	1,344	178	1,166	1,25,705	178	1,25,527				
185	84,795	85,653	1,70,448	82,767	79,985	1,62,752	87.31	83.62	85.46	0	1,62,752	650	65	585	1,63,402	65	1,63,337				
186	90,994	85,306	1,76,300	71,445	72,400	1,43,845	88.21	84.87	86.50	0	1,43,845	842	25	817	1,44,687	25	1,44,662				
187	1,05,097	1,06,904	2,12,001	87,864	88,785	1,76,649	83.60	83.05	83.32	0	1,76,649	1,044	180	864	1,77,693	180	1,77,513				
188	88,844	91,114	1,79,958	73,542	72,902	1,46,444	82.78	80.01	81.38	0	1,46,444	863	12	851	1,47,307	12	1,47,295				
189	95,342	96,273	1,91,655	85,564	83,403	1,68,967	89.71	86.63	88.16	0	1,68,967	952	23	929	1,69,919	23	1,69,896				
190	99,087	1,02,491	2,01,578	86,132	88,107	1,74,239	86.13	85.97	86.44	0	1,74,239	750	142	608	1,74,989	142	1,74,847				
191	93,388	1,00,560	1,93,948	75,540	75,540	1,46,284	81.95	80.89	81.02	0	1,46,284	1,671	89	1,582	1,47,955	89	1,47,866				
192	89,889	93,135	1,83,024	77,271	79,288	1,56,559	85.96	85.13	85.54	0	1,56,559	763	27	736	1,57,322	27	1,57,295				
193	71,922	75,193	1,47,115	63,378	62,649	1,26,027	88.12	83.32	85.67	0	1,26,027	470	13	457	1,26,497	13	1,26,484				
194	79,766	84,348	1,64,114	62,562	64,199	1,26,761	78.43	76.11	77.24	0	1,26,761	2,004	483	1,521	1,28,765	483	1,28,282				
195	90,965	94,115	1,85,080	79,651	79,632	1,59,283	87.56	84.61	86.06	0	1,59,283	1,325	75	1,250	1,60,608	75	1,60,533				
196	81,957	86,330	1,68,287	70,347	72,806	1,43,153	85.83	84.33	85.06	0	1,43,153	718	62	656	1,43,871	62	1,43,809				
197	99,800	1,04,519	2,04,319	83,154	79,890	1,63,044	83.32	76.44	79.80	0	1,63,044	807	54	753	1,63,851	54	1,63,797				
198	1,03,060	1,03,272	2,06,332	76,585	74,304	1,50,889	74.31	71.95	73.13	485	1,50,404	294	55	239	1,51,183	540	1,50,643				
199	1,10,607	1,13,215	2,23,822	78,649	79,151	1,57,800	71.11	69.91	70.50	0	1,57,800	467	75	392	1,58,267	75	1,58,192				
200	1,25,277	1,25,555	2,50,832	85,441	85,979	1,71,420	68.20	68.48	68.34	0	1,71,420	813	46	767	1,72,233	46	1,72,187				
201	1,00,451	1,01,868	2,02,319	87,630	83,668	1,71,298	87.24	82.13	84.67	0	1,71,298	638	64	574	1,71,936	64	1,71,872				
202	83,571	87,394	1,70,965	68,368	70,506	1,38,874	81.81	80.68	81.23	0	1,38,874	823	68	755	1,39,697	68	1,39,629				
203	1,01,581	86,506	1,88,087	72,196	75,166	1,47,362	86.89	87.67	87.27	0	1,47,362	927	55	872	1,48,289	55	1,48,234				
204	89,633	92,852	1,82,485	77,212	73,547	1,50,759	86.14	79.21	82.61	0	1,50,759	503	13	490	1,51,262	13	1,51,249				
205	81,240	84,043	1,65,283	69,574	69,527	1,39,101	85.64	82.73	84.16	0	1,39,101	423	195	228	1,39,524	195	1,39,329				
206	98,658	1,02,003	2,00,661	80,929	80,237	1,61,166	81.86	78.66	80.24	0	1,61,166	632	193	439	1,61,798	193	1,61,605				
207	94,628	1,00,837	1,95,465	77,663	80,139	1,57,802	82.07	79.47	80.73	0	1,57,802	648	25	623	1,58,450	25	1,58,425				
208	86,549	91,084	1,77,633	72,223	72,966	1,45,189	83.45	80.11	81.74	0	1,45,189	521	6	515	1,45,710	6	1,45,704				
209	1,04,727	1,01,291	2,06,018	78,556	78,175	1,56,731	79.39	77.18	78.27	0	1,56,731	1,224	276	948	1,57,655	276	1,57,379				
210	98,568	1,01,908	2,00,476	82,832	84,326	1,67,158	79.09	76.03	77.52	0	1,67,158	1,242	16	1,226	1,68,400	16	1,68,384				
211	78,998	82,983	1,61,981	59,975	62,423	1,22,398	75.92	75.22	75.56	0	1,22,398	737	364	373	1,23,135	364	1,22,771				
212	1,01,363	1,06,033	2,07,396	84,290	84,103	1,68,393	83.16	79.32	81.19	0	1,68,393	503	227	276	1,68,896	227	1,68,669				
213	98,271	98,587	1,96,858	63,682	63,980	1,27,662	64.77	64.90	64.83	0	1,27,662	1,825	287	1,538	1,29,457	287	1,29,170				
214	91,504	92,175	1,83,679	58,837	59,275	1,18,112	64.30	64.31	64.30	0	1,18,112	719	257	462	1,18,831	257	1,18,574				
215	91,182	97,991	1,89,173	74,650	79,346	1,53,996	81.87	80.97	81.40	0	1,53,996	923	55	868	1,54,919	55	1,54,864				

STATEMENT SHOWING THE NUMBER OF ELECTORS, VOTES POLLED WITH PERCENTAGE, VOTES REJECTED, VOTES NOT RETRIEVED AND VALID VOTES ASSEMBLY CONSTITUENCY-WISE

Assembly Constituency No. & Name	ELECTORS			Details of Votes polled On EVM										Details of Postal Votes					Combined Details of EVM & Postal Votes		
	MEN	WOMEN	TOTAL	VOTES POLLED			PERCENTAGE OF VOTES POLLED			VOTES NOT RETRIEVED FROM EVM	Total Valid Votes Counted from EVM	Postal Votes Counted	Postal Votes Rejected	Total Valid Postal Votes	Total Votes	Total of Votes not Retrieved and Rejected	Total Valid Votes				
				MEN	WOMEN	TOTAL	MEN	WOMEN	TOTAL												
1	3	4	5	6	7	8	9	10	11	12	13	14	15	16	17	18	19				
216	Narasaraopet	84,385	87,513	1,71,898	65,880	68,368	1,34,248	78.07	78.12	78.10	0	1,34,248	1151	124	1,35,399	124	1,35,275				
217	Sattenapalli	93,367	96,638	1,90,005	74,610	73,763	148,373	79.91	76.33	76.09	1,48,373	569	19	550	1,48,942	19	1,48,923				
218	Venukonda	1,04,844	1,08,106	2,12,950	85,430	83,430	1,72,914	83.44	79.02	81.20	0	1,72,914	739	311	1,73,653	311	1,73,342				
219	Guruzala	1,04,093	1,07,966	2,12,059	82,678	82,558	1,65,236	79.43	76.47	77.92	0	1,65,236	613	59	1,65,849	59	1,65,790				
220	Macherla	98,803	1,03,058	2,01,861	77,801	73,712	1,51,513	76.74	71.52	76.06	0	1,51,513	544	6	1,52,057	6	1,52,051				
221	Yerragondapalem	89,912	90,842	1,80,754	68,138	65,159	1,33,297	75.78	71.73	73.74	0	1,33,297	658	81	1,33,955	81	1,33,874				
222	Darsi	89,174	89,806	1,78,980	77,398	76,229	1,53,627	86.79	84.88	85.83	0	1,53,627	1,007	45	1,54,634	45	1,54,589				
223	Parthur	1,03,852	1,10,342	2,14,194	83,056	86,107	1,69,163	79.98	78.04	78.98	0	1,69,163	994	335	1,70,157	335	1,69,822				
224	Addanki	1,00,148	1,04,584	2,04,732	85,369	87,140	1,72,509	85.24	83.32	84.26	0	1,72,509	1,039	57	1,73,548	57	1,73,491				
225	Chirala	79,558	84,237	1,63,795	62,541	66,376	1,28,917	78.61	78.80	78.71	0	1,28,917	857	37	1,29,774	37	1,29,737				
226	Santhunthalapadu	97,404	1,02,009	1,99,413	71,290	73,259	1,44,549	73.19	71.82	72.49	0	1,44,549	731	109	1,45,280	109	1,45,171				
227	Ongole	1,14,284	1,19,981	2,34,265	75,846	78,856	1,54,702	66.37	65.72	66.04	0	1,54,702	1,828	7	1,56,530	7	1,56,523				
228	Kandukur	91,234	93,886	1,85,120	77,059	76,405	1,53,464	84.46	81.38	82.90	0	1,53,464	1,221	72	1,54,685	72	1,54,613				
229	Kondapi	96,981	1,04,917	2,01,898	75,849	78,283	1,54,132	78.21	74.61	76.34	0	1,54,132	686	4	1,54,818	4	1,54,814				
230	Markapuram	91,765	93,978	1,85,743	70,857	70,725	1,41,582	77.22	75.26	76.22	0	1,41,582	1,033	70	1,42,615	70	1,42,545				
231	Giddalur	98,568	1,00,478	1,99,046	72,220	74,289	1,46,509	73.27	73.94	73.61	0	1,46,509	1,873	352	1,48,382	352	1,48,030				
232	Kanigiri	97,349	97,523	1,94,872	64,421	65,975	1,30,396	66.18	67.65	66.91	0	1,30,396	1,197	267	1,31,593	267	1,31,326				
233	Kavali	1,06,391	1,12,001	2,18,392	76,155	77,841	1,53,996	71.58	69.50	70.51	0	1,53,996	799	105	1,54,795	105	1,54,690				
234	Amakur	93,629	96,191	1,89,820	72,747	74,038	1,46,785	77.70	76.97	77.33	0	1,46,785	1,450	98	1,48,235	98	1,48,137				
235	Kovur	1,09,685	1,17,445	2,27,130	83,064	85,122	1,68,186	75.73	72.48	74.05	0	1,68,186	904	81	1,69,090	81	1,69,009				
236	Nellore City	99,709	1,00,079	1,99,788	53,096	52,839	1,05,935	53.25	52.80	53.02	0	1,05,935	522	68	1,06,457	68	1,06,389				
237	Nellore Rural	1,11,557	1,15,349	2,26,906	61,544	62,136	1,23,680	55.17	53.87	54.51	0	1,23,680	713	283	1,24,393	283	1,24,110				
238	Sarvepalli	95,848	99,564	1,95,412	77,664	77,956	1,55,620	81.03	78.30	79.64	0	1,55,620	321	11	1,55,941	11	1,55,930				
239	Gudur	1,02,938	1,07,738	2,10,676	75,979	75,980	1,51,959	73.81	70.52	72.13	0	1,51,959	926	49	1,52,885	49	1,52,836				
240	Sullurpeta	1,04,087	1,08,073	2,12,160	80,021	79,134	1,59,155	76.88	73.22	75.02	0	1,59,155	761	44	1,59,916	44	1,59,872				
241	Venkatagiri	1,01,925	1,06,423	2,08,348	78,934	79,840	1,58,774	77.44	75.02	76.21	0	1,58,774	1,150	73	1,59,924	73	1,59,851				
242	Udayagiri	1,00,424	1,03,358	2,03,782	74,941	74,941	1,46,872	71.83	72.51	72.07	0	1,46,872	1,011	76	1,47,883	76	1,47,807				
243	Badvel	90,375	94,556	1,84,931	65,856	68,338	1,34,194	72.67	72.56	72.56	0	1,34,194	970	939	1,35,164	31	1,35,133				
244	Rajampet	88,318	97,157	1,85,475	71,120	66,385	1,37,505	80.53	68.33	74.14	0	1,37,505	841	32	1,38,346	32	1,38,314				
245	Kadapa	1,11,713	1,16,167	2,27,880	65,933	68,914	1,34,847	59.02	59.17	59.17	0	1,34,847	1,829	2	1,36,676	2	1,36,674				
246	Koduru	74,694	83,445	1,58,139	56,732	60,570	1,17,302	75.95	72.59	74.18	0	1,17,302	401	40	1,17,703	40	1,17,663				
247	Rayachoti	89,443	97,136	1,86,579	69,242	72,734	1,41,976	77.41	74.88	76.09	0	1,41,976	1,238	20	1,43,214	20	1,43,194				
248	Pulivendla	91,358	95,088	1,86,446	72,807	73,320	1,46,127	79.69	77.11	78.37	0	1,46,127	590	73	1,46,717	73	1,46,644				
249	Kamatapuram	77,891	82,084	1,59,975	65,135	69,433	1,34,568	83.62	84.59	84.12	0	1,34,568	518	6	1,35,086	6	1,35,080				
250	Jammalamadugu	99,802	1,06,767	2,06,569	83,951	89,365	1,73,316	84.12	83.70	83.90	0	1,73,316	1,049	27	1,74,365	27	1,74,338				
251	Proddatur	98,438	1,05,783	2,04,221	74,839	80,992	1,55,831	76.03	76.56	76.31	0	1,55,831	1,408	41	1,56,239	41	1,56,198				
252	Mydukur	85,763	91,931	1,77,694	69,556	71,905	1,41,461	81.10	78.22	79.61	0	1,41,461	682	26	1,42,143	26	1,42,117				
253	Allagadda	97,853	1,02,838	2,00,691	76,497	76,965	1,53,462	78.18	74.84	76.47	0	1,53,462	463	78	1,53,925	78	1,53,847				
254	Srisaikal	73,035	75,191	1,48,226	57,135	58,385	1,15,520	78.23	77.65	77.94	0	1,15,520	265	142	1,15,785	142	1,15,643				
255	Nandikotkur	90,196	93,554	1,83,750	70,901	70,185	1,41,086	78.61	75.02	76.78	0	1,41,086	209	19	1,41,295	19	1,41,276				
256	Kurnool	1,05,115	1,06,396	2,11,511	55,698	55,791	1,11,489	52.99	52.44	52.71	0	1,11,489	481	244	1,11,970	244	1,11,726				
257	Panyam	1,12,699	1,15,168	2,27,867	82,587	73,061	1,55,648	73.28	63.44	68.31	0	1,55,648	79	30	1,55,778	30	1,55,697				
258	Nandyal	1,01,859	1,06,530	2,08,389	70,416	74,442	1,44,858	69.13	69.88	69.51	0	1,44,858	844	86	1,45,702	86	1,45,616				
259	Banaganapalle	94,561	97,341	1,91,902	71,713	72,608	1,44,321	75.84	74.59	75.21	0	1,44,321	221	3	1,44,542	3	1,44,539				
260	Dhone	87,714	99,172	1,86,886	71,146	68,067	1,39,213	72.07	68.64	70.35	0	1,39,213	365	62	1,39,578	62	1,39,516				
261	Pattikonda	87,471	89,224	1,76,695	69,714	67,055	1,36,769	79.70	75.15	77.40	0	1,36,769	445	4	1,37,214	4	1,37,210				
262	Kodumuru	84,503	87,130	1,71,633	63,857	61,183	1,25,040	75.57	70.22	72.85	0	1,25,040	288	52	1,25,328	52	1,25,276				
263	Yemiganur	97,274	96,502	1,93,776	62,876	62,876	1,25,752	70.42	65.16	67.74	0	1,25,752	606	93	1,26,816	93	1,26,723				
264	Mantralayam	72,726	82,815	1,60,039	56,670	55,287	1,11,957	73.38	66.76	69.96	0	1,11,957	111	11	1,12,068	11	1,12,057				
265	Adoni	99,579	1,01,992	2,01,571	58,467	57,548	1,16,015	58.71	56.42	57.56	0	1,16,015	705	116	1,16,720	116	1,16,604				
266	Alur	97,517	99,068	1,96,585	72,204	67,515	1,39,719	74.04	68.15	71.07	0	1,39,719	150	129	1,39,869	129	1,39,740				
267	Rayadurg	98,318	99,849	1,98,167	81,022	74,381	1,55,403	82.41	74.49	78.42	0	1,55,403	452	1	1,55,855	1	1,55,854				
268	Uravakonda	93,461	93,862	1,87,323	72,932	69,376	1,42,308	73.91	75.97	75.97	0	1,42,308	633	31	1,42,941	31	1,42,910				
269	Guntakal	1,09,309	1,08,498	2,17,807	71,538	67,688	1,39,226	65.45	62.39	63.92	0	1,39,226	546	2	1,39,772	2	1,39,770				

STATEMENT SHOWING THE NUMBER OF ELECTORS, VOTES POLLED WITH PERCENTAGE, VOTES REJECTED, VOTES NOT RETRIEVED AND VALID VOTES ASSEMBLY CONSTITUENCY-WISE

Assembly Constituency No. & Name	ELECTORS			Details of Votes polled On EVM										Details of Postal Votes					Combined Details of EVM & Postal Votes		
	MEN	WOMEN	TOTAL	VOTES POLLED			PERCENTAGE OF VOTES POLLED			Total Valid Votes Counted from EVM	Postal Votes Counted	Postal Votes Rejected	Total Valid Postal Votes	Total Votes not Retrieved and Rejected	Total Votes	Total Valid Votes					
				MEN	WOMEN	TOTAL	MEN	WOMEN	TOTAL												
1	2	3	4	5	6	7	8	9	10	11	12	13	14	15	16	17	18	19			
270	Tadpatri	1,00,975	1,01,854	2,02,829	74,977	74,689	1,49,666	74.25	73.33	73.79	0	1,49,666	586	0	586	1,50,252	0	1,50,252			
271	Singanamala	99,283	98,433	1,97,716	72,440	75,551	1,47,991	72.71	73.59	74.16	0	1,47,991	266	84	182	1,49,559	84	1,49,475			
272	Anantapur urban	1,16,910	1,12,966	2,29,876	58,071	56,871	1,14,942	49.67	50.34	50.00	0	1,14,942	1,080	15	1,065	1,16,023	15	1,16,008			
273	Kalyandurg	88,415	89,327	1,77,742	73,898	71,552	1,45,450	83.58	80.10	81.83	0	1,45,450	942	91	851	1,46,392	91	1,46,301			
274	Raplacu	93,392	91,126	1,84,518	73,528	68,476	1,42,004	78.73	75.14	76.96	0	1,42,004	527	163	364	1,42,531	163	1,42,368			
275	Madakasira	88,548	86,506	1,75,054	75,237	72,140	1,47,377	84.97	83.39	84.19	0	1,47,377	533	23	510	1,47,910	23	1,47,887			
276	Hindupur	1,05,693	1,00,644	2,06,337	74,317	68,754	1,43,071	70.31	68.31	69.34	0	1,43,071	716	123	593	1,43,787	123	1,43,664			
277	Penukonda	1,02,133	1,00,335	2,02,468	78,861	73,142	1,52,003	77.21	72.90	75.08	0	1,52,003	787	408	379	1,52,790	408	1,52,382			
278	Puttaparthi	89,307	89,305	1,78,612	69,719	66,893	1,36,612	78.07	74.90	76.49	0	1,36,612	731	67	664	1,37,343	67	1,37,276			
279	Dharmavaram	1,00,344	97,489	1,97,833	77,007	71,288	1,48,295	76.74	73.12	74.96	0	1,48,295	711	269	442	1,49,006	269	1,48,737			
280	Kadiri	1,15,565	1,17,223	2,32,788	77,838	75,780	1,53,618	67.35	64.65	65.99	0	1,53,618	1,326	9	1,317	1,54,944	9	1,54,935			
281	Thamballapalle	86,151	88,748	1,74,899	72,997	72,552	1,45,549	84.73	81.75	83.22	0	1,45,549	414	271	143	1,45,963	271	1,45,692			
282	Pileru	93,231	97,347	1,90,578	74,363	75,598	1,49,961	79.76	77.66	78.69	0	1,49,961	1,137	324	813	1,51,098	324	1,50,774			
283	Madanapalle	1,11,335	1,09,186	2,20,521	69,355	67,742	1,37,097	62.29	62.04	62.17	0	1,37,097	789	148	641	1,37,886	148	1,37,738			
284	Punganur	95,575	99,683	1,95,258	80,787	81,557	1,62,344	84.53	81.82	83.14	0	1,62,344	968	491	477	1,63,312	491	1,62,821			
285	Chandragiri	1,07,373	1,11,745	2,19,118	83,925	86,522	1,70,447	78.16	77.43	77.79	0	1,70,447	876	452	424	1,71,323	452	1,70,871			
286	Tirupati	1,25,008	1,22,152	2,47,160	63,770	63,857	1,27,627	51.01	52.28	51.64	0	1,27,627	501	501	0	1,28,128	501	1,27,627			
287	Srikalahasti	1,03,929	1,09,341	2,13,270	79,833	82,536	1,62,369	76.81	75.48	76.13	0	1,62,369	805	45	760	1,63,174	45	1,63,129			
288	Satyaveedu	86,406	91,464	1,77,870	69,834	72,259	1,42,093	80.82	79.00	79.89	0	1,42,093	431	340	91	1,42,524	340	1,42,184			
289	Nagari	82,049	86,372	1,68,421	68,755	71,127	1,39,882	83.80	82.35	83.05	0	1,39,882	722	241	481	1,40,604	241	1,40,363			
290	Gangadhara nellore	80,569	82,637	1,63,206	68,678	67,439	1,36,117	85.24	81.61	83.40	0	1,36,117	386	61	325	1,36,503	61	1,36,442			
291	Chittoor	89,195	89,960	1,79,155	62,555	63,723	1,26,278	70.13	70.83	70.49	0	1,26,278	730	8	722	1,27,008	8	1,27,000			
292	Puthalapattu	89,019	91,211	1,80,230	75,433	76,091	1,51,524	84.74	83.42	84.07	0	1,51,524	348	115	233	1,51,872	115	1,51,757			
293	Palamaner	1,02,012	1,03,782	2,05,794	86,479	86,031	1,72,510	84.77	82.90	83.83	0	1,72,510	668	134	534	1,73,178	134	1,73,044			
294	Kuppam	87,427	88,570	1,75,997	72,992	72,292	1,45,284	83.49	81.62	82.55	0	1,45,284	6	3	3	1,45,290	3	1,45,287			
		2,86,84,843	2,92,07,416	5,78,92,259	2,10,27,140	2,08,71,787	4,18,98,927	73.30	71.46	72.37	2,282	4,18,96,665	1,97,939	36,158	1,61,781	4,20,96,866	38,420	4,20,58,446			

**STATEMENT SHOWING VOTES SECURED BY PARTIES IN GENERAL ELECTIONS TO A.P.LEGISLATIVE ASSEMBLY, 2009
(CONSTITUENCY/PARTY-WISE)**

Assembly Constituency No. & Name	National Parties										State Parties				Registered Un-Recognised Parties				Independents	Total
	BSP	BJP	CPI	CPM	INC	RJD	TRS	TDP	PRAP	LSP	Others	TRSP	TDP	PRAP	LSP	Others				
	2	3	4	5	6	7	8	9	10	11	12	13	9	10	11	12				
1 SIRPUR	3,123	9,755	0	0	40,564	0	47,978	0	8,783	1,770	3,366	8,608	1,23,947							
2 CHENNUUR (SC)	0	2,843	0	0	33,463	0	45,012	0	20,902	2,780	877	6,702	1,12,579							
3 BELLAMPALLI (SC)	0	0	41,957	0	33,065	0	0	0	19,040	0	0	8,175	1,02,237							
4 MANCHERIAL	1,726	3,824	0	0	44,513	0	58,340	0	13,997	2,152	802	6,833	1,32,187							
5 ASIFABAD (ST)	5,040	4,244	0	0	42,907	0	27,621	0	11,963	0	0	26,142	1,17,917							
6 KHANAPUR (ST)	7,647	3,838	0	0	29,582	0	0	56,014	6,962	0	0	12,552	1,16,595							
7 ADILABAD	1,638	3,396	0	0	36,655	0	0	62,235	3,248	0	0	12,680	1,19,852							
8 BOATH (ST)	0	5,827	0	0	33,900	0	0	64,895	7,851	0	0	3,567	1,16,040							
9 NIRMAL	1,931	3,216	0	0	41,716	0	35,458	0	44,261	1,307	1,310	2,370	1,31,569							
10 MUDHOLE	1,850	9,678	0	0	28,872	0	0	45,019	44,836	0	3,255	4,138	1,37,648							
11 ARMUR	985	7,544	0	0	35,950	0	0	49,009	21,335	1,834	1,240	2,925	1,20,822							
12 BODHAN	0	8,594	0	0	42,494	0	41,219	0	34,142	1,372	4,202	0	1,32,023							
13 JUKKAL (SC)	953	1,529	0	0	38,847	0	0	72,971	10,205	1,248	0	1,982	1,27,735							
14 BANSWADA	1,490	2,671	0	0	43,754	0	0	69,857	6,347	1,300	1,211	1,624	1,28,254							
15 YELLAREDDY	1,378	6,541	0	0	40,294	0	77,153	0	11,204	2,219	0	8,411	1,47,200							
16 KAMAREDDY	1,217	3,082	0	0	39,278	0	0	86,986	8,802	2,133	1,326	2,090	1,44,914							
17 NIZAMABAD (URBAN)	352	40,475	0	0	29,460	0	5,914	0	15,902	1,003	1,358	723	95,187							
18 NIZAMABAD (RURAL)	1,153	3,882	0	0	43,086	0	0	71,813	17,941	2,586	5,099	5,224	1,50,784							
19 BALKONDA	1,658	5,731	0	0	38,154	0	31,108	0	46,313	2,401	3,102	0	1,28,467							
20 KORATLA	2,745	16,219	0	0	26,316	0	41,861	0	20,680	1,539	1,607	18,324	1,29,291							
21 JAGTIAL	1,404	0	0	0	43,415	0	0	73,264	9,944	1,513	1,545	2,224	1,33,309							
22 DHARMAPURI (SC)	0	6,397	0	0	44,364	0	45,848	0	23,456	3,591	0	4,088	1,27,744							
23 RAMAGUNDAM	911	6,450	0	0	23,283	0	15,984	0	30,259	2,333	780	39,025	1,19,025							
24 MANTHANI	1,692	3,532	0	0	63,770	0	22,338	0	50,561	1,827	0	7,161	1,50,881							
25 PEDDAPALLE	1,809	13,479	0	0	40,837	0	20,827	64,319	11,412	1,786	1,006	4,628	1,60,103							
26 KARIMNAGAR	729	5,222	0	0	38,604	0	0	68,738	17,794	2,714	901	5,421	1,40,123							
27 CHOPPADANDI (SC)	2,019	4,077	0	0	35,853	0	0	68,841	17,528	1,340	2,440	6,666	1,38,764							
28 VEMULAWADA	4,706	23,948	0	0	34,780	0	0	36,601	11,784	0	1,879	8,397	1,22,095							
29 SIRCILLA	4,178	9,269	0	0	13,235	0	36,783	0	22,988	1,237	1,026	47,921	1,36,637							
30 MANAKONDUR (SC)	1,829	7,007	0	0	45,304	0	43,132	0	34,430	0	1,173	8,219	1,41,094							
31 HUZURABAD	1,602	6,061	0	0	41,717	0	56,752	0	24,785	1,716	7,491	6,054	1,46,178							
32 HUSNABAD	1,788	5,974	27,384	0	49,370	935	36,195	0	31,968	1,410	0	9,642	1,64,666							
33 SIDDIPEET	1,181	3,291	0	0	21,166	0	85,843	0	9,895	1,804	3,465	5,386	1,32,031							
34 MEDAK	1,005	3,384	0	0	36,791	1,929	0	57,942	16,838	1,207	1,268	30,518	1,50,882							
35 NARAYANKHED	3,401	2,459	0	0	68,472	0	23,794	0	40,799	1,131	3,208	2,370	1,45,634							
36 ANDOLE (SC)	2,546	0	0	0	78,671	0	0	75,765	5,257	0	0	7,979	1,70,218							
37 NARSAPUR	3,453	3,484	60,650	0	73,924	0	0	0	9,303	2,699	4,755	0	1,58,268							

**STATEMENT SHOWING VOTES SECURED BY PARTIES IN GENERAL ELECTIONS TO A.P.LEGISLATIVE ASSEMBLY, 2009
(CONSTITUENCY/PARTY-WISE)**

Assembly Constituency No. & Name	National Parties										State Parties				Registered Un-Recognised Parties				Independents	Total		
	BJP		CPI		CPM		INC		RJD		TRS		TDP		PRAP		LSP				Others	
	2	3	4	5	6	7	8	9	10	11	12	13	14	15	16	17	18	19			20	21
157 KAKINADA RURAL	662	836	0	0	45,457	0	23,691	0	53,494	5,601	1,070	4,044	1,39,855									
158 PEDDAPURAM	1,124	1,188	0	0	36,519	0	43,155	0	46,211	2,160	1,387	3,500	1,35,244									
159 ANAPARTHY	1,194	3,048	0	0	70,623	0	33,500	0	34,749	1,778	1,175	10,319	1,56,386									
160 KAKINADA CITY	375	864	0	0	44,606	0	25,636	0	35,327	5,792	586	6,478	1,19,664									
161 RAMACHANDRAPURAM	1,641	871	0	0	56,589	0	23,252	0	52,558	1,661	3,293	1,985	1,41,850									
162 MUMMIDIVARAM	2,019	1,128	0	0	51,087	0	49,162	0	31,400	714	3,698	14,061	1,53,269									
163 AMALAPURAM (SC)	701	1,099	0	0	57,922	0	23,185	0	51,649	0	1,453	2,047	1,38,056									
164 RAZOLE (SC)	789	805	0	0	52,319	0	25,286	0	46,450	1,295	2,341	2,313	1,31,598									
165 GANNAVARAM (SC)	1,059	3,140	0	0	44,756	0	41,651	0	41,359	0	0	2,586	1,34,551									
166 KOTHAPETA	1,259	1,161	0	0	59,983	0	37,250	0	62,453	1,692	2,702	1,696	1,68,196									
167 MANDAPETA	614	1,011	0	0	26,571	0	68,104	0	50,664	1,603	2,087	5,649	1,56,303									
168 RAJANAGARAM	2,808	956	0	0	44,584	0	51,520	0	38,656	0	2,151	1,877	1,42,552									
169 RAJAHMUNDRY CITY	343	1,580	0	0	41,369	0	40,085	0	39,384	6,855	934	2,376	1,32,926									
170 RAJAHMUNDRY RURAL	2,087	1,418	0	0	38,340	0	44,617	0	43,070	4,141	2,613	1,456	1,37,742									
171 JAGGAMPETA	0	1,380	0	0	51,184	0	33,277	0	50,395	1,172	2,298	7,187	1,46,893									
172 RAMPACHODAVARAM (ST)	1,054	1,511	0	0	32,654	0	21,851	0	20,771	1,606	0	16,146	95,593									
173 KOVVUR (SC)	2,126	1,343	0	0	40,191	0	55,669	0	29,285	1,704	559	2,302	1,33,179									
174 NIDADAVOLE	2,832	1,026	0	0	45,914	0	51,680	0	44,511	1,691	1,427	2,301	1,51,382									
175 ACHANTA	1,070	1,198	0	0	54,903	0	39,148	0	16,770	1,186	3,768	702	1,18,745									
176 PALACOLE	717	1,159	0	0	49,720	0	29,371	0	44,274	1,033	2,001	2,257	1,30,532									
177 NARASAPURAM	496	482	0	0	58,560	0	10,841	0	41,235	1,306	705	2,268	1,15,893									
178 BHIMAVARAM	1,294	1,985	0	0	63,862	0	39,818	0	41,763	4,548	3,532	1,269	1,58,071									
179 UNDI	812	1,069	0	0	52,354	0	68,102	0	34,765	2,107	1,152	1,527	1,61,888									
180 TANUKU	810	2,068	0	0	53,211	0	51,760	0	47,798	4,662	1,673	750	1,62,732									
181 TADEPALLIGUDEM	1,383	771	0	0	45,727	0	41,282	0	48,747	2,142	1,004	2,540	1,43,596									
182 UNGUTURU	2,565	1,183	0	0	52,973	0	46,514	0	43,314	1,337	1,572	1,324	1,50,782									
183 DENDULURU	780	0	0	0	55,442	0	69,673	0	24,289	0	1,140	2,598	1,53,922									
184 ELURU	498	719	0	0	49,962	0	32,755	0	36,280	3,671	709	933	1,25,527									
185 GOPALAPURAM (SC)	980	1,107	0	0	56,006	0	70,659	0	30,158	1,305	799	2,323	1,63,337									
186 POLAVARAM (ST)	3,048	930	0	0	50,298	0	44,634	0	36,483	880	3,488	4,901	1,44,662									
187 CHINTALAPUDI (SC)	1,059	1,185	0	0	68,078	0	66,661	0	33,778	1,791	1,396	3,565	1,77,513									
188 TIRUVURU (SC)	1,318	2,952	0	0	63,624	0	63,359	0	11,484	864	1,962	1,732	1,47,295									
189 NUZVID	1,252	3,329	0	0	65,063	0	70,206	0	24,786	692	2,515	2,053	1,69,896									
190 GANNAVARAM	1,072	0	0	0	66,923	0	82,218	0	19,806	2,280	659	1,889	1,74,847									
191 GUNDIVADA	3,150	958	0	0	50,404	0	68,034	0	21,582	1,336	1,068	1,334	1,47,866									
192 KAIKALUR	2,405	822	0	0	44,846	0	50,346	0	49,372	1,170	2,469	5,865	1,57,295									
193 PEDANA	808	3,102	0	0	44,480	0	43,288	0	29,172	1,961	3,673	0	1,26,484									
194 MACHILIPATNAM	1,550	804	0	0	48,580	0	37,181	0	35,124	2,359	1,856	828	1,28,282									
195 AVANIGADDA	1,032	1,175	0	0	54,899	0	55,316	0	37,660	1,350	2,456	6,645	1,60,533									
196 PAMARRU (SC)	1,024	1,391	0	0	60,048	0	53,108	0	23,438	1,689	1,478	1,633	1,43,809									
197 PENAMALURU	1,023	2,549	0	0	61,346	0	61,169	0	31,930	2,947	1,050	1,783	1,63,797									

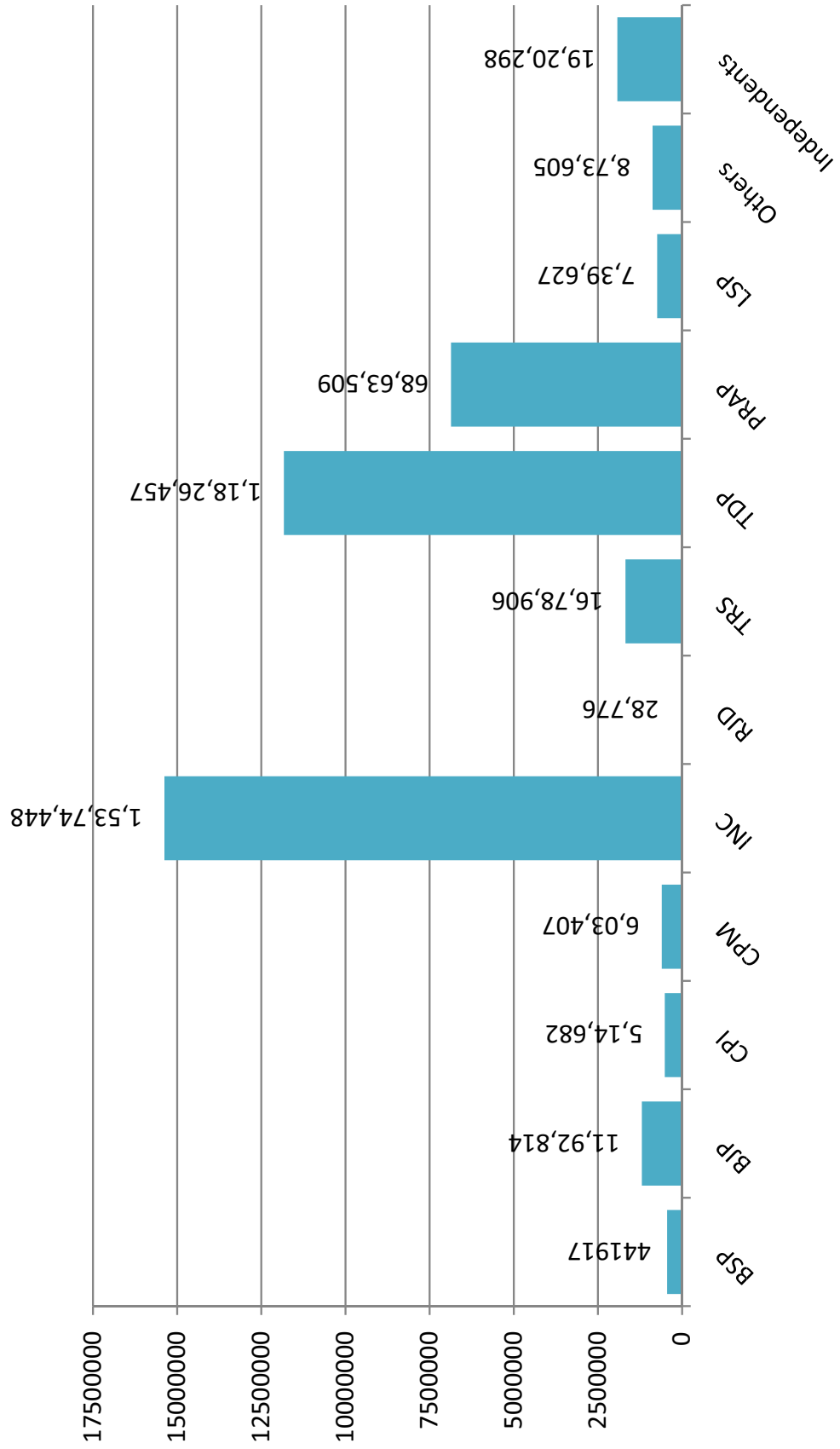
**STATEMENT SHOWING VOTES SECURED BY PARTIES IN GENERAL ELECTIONS TO A.P.LEGISLATIVE ASSEMBLY, 2009
(CONSTITUENCY/PARTY-WISE)**

Assembly Constituency No. & Name	National Parties										State Parties				Registered Un-Recognised Parties				Independents	Total
	BSP	BJP	CPI	CPM	INC	RJD	TRS	TDP	PRAP	LSP	Others	PRAP	LSP	Others	Independents					
	2	3	4	5	6	7	8	9	10	11	12	10	11	12	13					
198 VIJAYAWADA WEST	1,136	3,484	26,226	0	43,125	0	0	0	0	0	0	0	51,467	5,520	1,383	18,302	1,50,643			
199 VIJAYAWADA CENTRAL	1,575	3,146	0	38,273	52,426	0	0	0	0	0	0	0	51,578	6,967	1,587	2,640	1,58,192			
200 VIJAYAWADA EAST	1,477	1,788	0	0	53,129	0	0	52,274	53,319	7,794	1,193	0	53,319	7,794	1,193	2,213	1,72,187			
201 MYLAVARAM	612	1,287	0	0	65,887	0	0	78,554	19,516	1,726	2,358	0	19,516	1,726	2,358	1,932	1,71,872			
202 NANDIGAMA (SC)	1,055	2,175	0	0	55,318	0	0	60,489	16,789	964	701	0	16,789	964	701	2,138	1,39,629			
203 JAGGAYYAPETA	980	877	0	0	65,429	0	0	75,107	2,051	515	615	0	2,051	515	615	2,660	1,48,234			
204 PEDAKURAPADU	1,375	745	0	0	59,135	0	0	69,013	14,760	516	3,360	0	14,760	516	3,360	2,345	1,51,249			
205 TADIKONDA (SC)	945	1,066	0	0	61,406	0	0	57,786	16,001	1,056	1,069	0	16,001	1,056	1,069	0	1,39,329			
206 MANGALAGIRI	1,187	2,592	25,158	25,525	52,585	0	0	0	39,823	3,325	8,591	0	39,823	3,325	8,591	2,819	1,61,605			
207 PONNUR	1,678	1,960	0	0	58,840	0	0	61,008	30,317	1,234	1,601	0	30,317	1,234	1,601	1,787	1,58,425			
208 VEMURU (SC)	738	966	0	0	52,938	0	0	55,168	23,356	1,288	1,128	0	23,356	1,288	1,128	10,122	1,45,704			
209 TENALI	1,173	1,353	0	0	64,679	0	0	58,734	26,516	568	1,879	0	26,516	568	1,879	2,477	1,57,379			
210 REPALLE	796	941	0	0	61,582	0	0	58,698	37,990	3,419	2,775	0	37,990	3,419	2,775	2,183	1,68,384			
211 BAPATLA	525	883	0	0	37,456	0	0	36,093	15,911	2,219	643	0	15,911	2,219	643	29,041	1,22,771			
212 PRATHIPADU (SC)	659	1,202	0	0	66,324	0	0	64,282	33,889	0	1,093	0	33,889	0	1,093	1,220	1,68,669			
213 GUNTUR WEST	366	1,615	0	0	44,676	0	0	41,375	34,004	4,787	221	0	34,004	4,787	221	2,126	1,29,170			
214 GUNTUR EAST	429	2,307	0	0	45,586	0	0	29,926	36,574	0	2,771	0	36,574	0	2,771	981	1,18,574			
215 CHILAKALURIPET	1,985	705	0	0	57,586	0	0	77,399	14,201	1,053	681	0	14,201	1,053	681	1,254	1,54,864			
216 NARASARAOPET	1,994	960	0	0	58,988	0	0	53,017	17,346	0	842	0	17,346	0	842	2,128	1,35,275			
217 SATTENAPALLE	2,070	884	0	0	61,949	0	0	54,802	25,715	1,159	1,346	0	25,715	1,159	1,346	998	1,48,923			
218 VINUKONDA	2,595	0	0	0	65,858	0	0	89,961	11,159	921	539	0	11,159	921	539	2,309	1,73,342			
219 GURAJALA	898	1,431	0	0	62,229	0	0	72,250	24,563	1,107	235	0	24,563	1,107	235	3,077	1,65,790			
220 MACHERLA	2,098	977	0	0	66,953	0	0	57,168	16,386	3,090	0	0	16,386	3,090	0	5,379	1,52,051			
221 YERRAGONDAPELEM (SC)	2,492	983	0	0	67,040	0	0	53,846	6,120	562	0	0	6,120	562	0	2,831	1,33,874			
222 DARS	638	2,400	0	0	66,418	0	0	53,028	27,221	1,297	805	0	27,221	1,297	805	2,782	1,54,589			
223 PARCHUR	768	1,431	0	0	73,691	0	0	70,731	19,056	2,040	1,018	0	19,056	2,040	1,018	1,087	1,69,822			
224 ADDANKI	1,387	1,677	0	0	86,035	0	0	70,271	11,236	946	711	0	11,236	946	711	1,228	1,73,491			
225 CHIRALA	1,072	1,004	0	0	56,600	0	0	45,314	21,482	2,114	692	0	21,482	2,114	692	1,459	1,29,737			
226 SANTHANUTHALAPADU (SC)	1,178	1,452	0	54,238	63,769	0	0	0	19,129	2,200	1,443	0	19,129	2,200	1,443	1,762	1,45,171			
227 ONGOLE	853	779	0	0	67,214	0	0	44,228	33,716	3,557	466	0	33,716	3,557	466	5,710	1,56,523			
228 KANDUKUR	452	533	0	0	74,553	0	0	70,310	5,885	713	1,171	0	5,885	713	1,171	996	1,54,613			
229 KONDAPI (SC)	1,824	833	0	0	72,075	0	0	66,911	9,196	1,155	604	0	9,196	1,155	604	2,216	1,54,814			
230 MARKAPURAM	540	1,934	0	0	60,690	0	0	69,744	6,108	951	323	0	6,108	951	323	2,255	1,42,545			
231 GIDDALUR	916	797	0	0	48,027	1,958	0	34,097	55,573	1,172	2,753	0	55,573	1,172	2,753	2,737	1,48,030			
232 KANIGIRI	1,444	1,097	0	0	60,161	0	0	0	4,578	2,640	717	0	4,578	2,640	717	60,689	1,31,326			
233 KAVALI	1,133	3,314	0	0	50,192	0	0	69,219	27,352	0	866	0	27,352	0	866	2,614	1,54,690			
234 ATMAKUR	1,604	0	0	0	76,907	0	0	58,263	8,772	0	618	0	8,772	0	618	1,973	1,48,137			
235 KOVUR	1,614	0	0	0	65,768	0	0	73,212	22,624	1,379	1,259	0	22,624	1,379	1,259	3,153	1,69,009			
236 NELLORE CITY	320	1,950	0	0	36,013	0	0	26,173	36,103	3,670	732	0	36,103	3,670	732	1,428	1,06,389			
237 NELLORE RURAL	1,400	2,969	0	23,143	46,941	0	0	0	43,810	3,460	1,169	0	43,810	3,460	1,169	1,218	1,24,110			
238 SARVEPALLI	1,895	1,854	0	0	73,760	0	0	63,476	11,553	712	469	0	11,553	712	469	2,211	1,55,930			

**STATEMENT SHOWING VOTES SECURED BY PARTIES IN GENERAL ELECTIONS TO A.P.LEGISLATIVE ASSEMBLY, 2009
(CONSTITUENCY/PARTY-WISE)**

Assembly Constituency No. & Name	National Parties									State Parties			Registered Un-Recognised Parties				Independents	Total
	BSP	BJP	CPI	CPM	INC	RJD	TRS	TDP	PRAP	LSP	Others	Registered Un-Recognised Parties		Independents	Total			
	2	3	4	5	6	7	8	9	10	11	12	13	14					
1																		
280 KADIRI	419	1,966	0	0	57,331	0	0	72,308	18,177	669	223	3,842	1,54,935					
281 THAMBALLAPALLE	920	16,639	0	0	43,695	0	0	46,653	30,109	729	932	6,015	1,45,692					
282 PILERU	1,171	2,170	0	0	53,905	0	0	44,773	44,197	598	1,739	2,221	1,50,774					
283 MADANAPALLE	802	1,515	0	0	53,456	0	0	42,584	33,167	1,024	1,298	3,892	1,37,738					
284 PUNGANUR	785	5,226	0	0	84,083	0	0	43,356	25,891	565	641	2,274	1,62,821					
285 CHANDRAGIRI	1,016	2,212	0	0	71,942	0	0	60,962	29,833	1,417	465	3,024	1,70,871					
286 TIRUPATI	359	2,174	0	0	40,379	0	0	21,307	56,309	3,716	695	2,688	1,27,627					
287 SRIKALAHASTI	2,149	2,291	0	0	58,244	0	0	70,707	24,349	1,277	1,170	2,942	1,63,129					
288 SATYAVEDU (SC)	1,639	2,667	0	0	55,780	0	0	65,471	13,823	0	550	2,254	1,42,184					
289 NAGARI	1,568	1,501	0	0	59,541	0	0	60,849	13,841	742	207	2,114	1,40,363					
290 GANGADHARA NELLORE (SC)	1,270	1,490	0	0	62,249	0	0	51,423	12,405	686	710	6,209	1,36,442					
291 CHITTOOR	840	867	0	0	46,094	0	0	30,790	44,384	1,298	2,004	723	1,27,000					
292 PUTHALAPATTU (SC)	925	1,121	0	0	64,484	0	0	63,533	17,627	0	1,930	2,137	1,51,757					
293 PALAMANER	1,265	1,927	0	0	64,429	0	0	79,977	21,950	759	388	2,349	1,73,044					
294 KUPPAM	0	2,117	0	0	43,886	0	0	89,952	5,366	0	2,466	1,500	1,45,287					
Total	4,41,917	11,92,814	5,14,682	6,03,407	1,53,74,448	28,776	16,78,906	1,18,26,457	68,63,509	7,39,627	8,73,605	19,20,298	4,20,58,446					

**PARTY-WISE VOTES SECURED IN GENERAL ELECTIONS TO
APLA, 2009**



STATEMENT SHOWING THE CONSTITUENCY-WISE VOTES SECURED BY THE ELECTED CANDIDATES OVER THEIR NEAREST RIVAL CANDIDATES WITH PARTY AFFILIATION AND MARGIN OF VOTES IN GENERAL ELECTIONS TO APLA, 2009

Assembly Constituency No. & Name	Total Valid Votes	Name of the Elected Candidates	Party	Valid Votes Secured	% of Votes Secured	Name of the Nearest Rival Candidate	Party	Valid Votes Secured	% of Votes Secured	Margin of Votes	% of Margin
1	2	3	4	5	6	7	8	9	10	11	12
1 Sirpur	1,23,947	Kaveti Sammaiah	TRS	47,978	38.71	Koneru Konappa	INC	40,564	32.73	7,414	5.98
2 Chennai	1,12,579	Nallala Odalu	TRS	45,012	39.98	G.Vinod	INC	33,463	29.72	11,549	10.26
3 Bellampally	1,02,237	Gunda Mallesh	CPI	41,957	41.04	Chilumula Shankar	INC	33,065	32.34	8,892	8.70
4 Mancheril	1,32,187	Aravinda Reddy Gaddam	TRS	58,340	44.13	Diwakar Rao Nadipalli	INC	44,513	33.67	13,827	10.46
5 Asifabad	1,17,917	Athram Sakku	INC	42,907	36.39	Pendram Gopi	TRS	27,621	23.42	15,286	12.96
6 Khanapur	1,16,595	Suman Rathod	TDP	56,014	48.04	Ajmeera Hari Naik	INC	29,582	25.37	26,432	22.67
7 Adilabad	1,19,852	Jogu Ramanna	TDP	62,235	51.93	Chilkuri Ramchandra Reddy	INC	36,655	30.58	25,580	21.34
8 Boath	1,16,040	Godam Nagesh	TDP	64,895	55.92	Anil Kumar Jadhav	INC	33,900	29.21	30,995	26.71
9 Nirmal	1,31,569	Alleti Maheshwar Reddy	PRAP	44,261	33.64	Alloia Indrakaran Reddy	INC	41,716	31.71	2,545	1.93
10 Mudhole	1,37,648	Venugopala Chary, S	TDP	45,019	32.71	Gaddigari Vittal Reddy	PRAP	44,836	32.57	183	0.13
11 Armur	1,20,822	Annapura Aleli	TDP	49,009	40.56	K.R.Suresh Reddy	INC	35,950	29.75	13,059	10.81
12 Bodhan	1,32,023	Sudershan Reddy	INC	42,494	32.19	Shakeel.M.D.	TRS	41,219	31.22	1,275	0.97
13 Jukkal	1,27,735	Hanmanth Shinde	TDP	72,971	57.13	Savithri.S.	INC	38,847	30.41	34,124	26.71
14 Banswada	1,28,254	Pocharam Srinivas Reddy (Parige)	TDP	69,857	54.47	Bajireddi Goverdhan	INC	43,754	34.12	26,103	20.35
15 Yellareddy	1,47,200	Eanugu Ravinder Reddy	TRS	77,153	52.41	Janardhan Goud Bogudameedhi	INC	40,294	27.37	36,859	25.04
16 Kamareddy	1,44,914	Gampa Goverdhan	TDP	86,986	60.03	Ali Mohammad Shabbir	INC	39,278	27.10	47,708	32.92
17 Nizamabad (Urban)	95,187	Endala Lakshmi Narayana	BJP	40,475	42.52	Dharmapuri Srinivas	INC	29,460	30.95	11,015	11.57
18 Nizamabad (Rural)	1,50,784	Mandava Venkateshwara Rao	TDP	71,813	47.63	Akula Lalitha	INC	43,086	28.57	28,727	19.05
19 Baikonda	1,28,467	Anil Kumar Eravathi	PRAP	46,313	36.05	Srinivas Reddy Shanigaram	INC	38,154	29.70	8,159	6.35
20 Koratla	1,29,291	Kalvakuntla Vidyasagar Rao	TRS	41,861	32.38	Juvvadi Rathnakar Rao	INC	26,316	20.35	15,545	12.02
21 Jagtial	1,33,309	L.Ramana	TDP	73,264	54.96	T.Jeevan Reddy	INC	43,415	32.57	29,849	22.39
22 Dharmapuri	1,27,744	Eshwar Koppula	TRS	45,848	35.89	Adluri Laxman Kumar	INC	44,364	34.73	1,484	1.16
23 Ramagundam	1,19,025	Somarapu Sathyanarayana	IND	32,479	27.29	Kausika Hari Nath	PRAP	30,259	25.42	2,220	1.87
24 Manthani	1,50,881	Duddilla Sridhar Babu	INC	63,770	42.27	Putta Madhu	PRAP	50,561	33.51	13,209	8.75
25 Peddapalle	1,60,103	Chinthakunta Vijaya Ramana Rao	TDP	64,319	40.17	Mukunda Reddy Geetha	INC	40,837	25.51	23,482	14.67
26 Karimnagar	1,40,123	Gangula Kamalakar	TDP	68,738	49.06	Chalimeda Lakshminarasimha Rao	INC	38,604	27.55	30,134	21.51
27 Choppadandi	1,38,764	Suddala Devaiah	TDP	68,841	49.61	Gunukonda Babu	INC	35,853	25.84	32,988	23.77
28 Vemulawada	1,22,095	Ramesh Chennamaneni	TDP	36,601	29.98	Adi Srinivas	INC	34,780	28.49	1,821	1.49
29 Sircilla	1,36,637	Kalvakuntala Taraka Ramarao	TRS	36,783	26.92	K.K.Mahender Reddy	IND	36,612	26.80	171	0.13
30 Manakondur	1,41,094	Arepally Mohan	INC	45,304	32.11	Voraganti Anand	TRS	43,132	30.57	2,172	1.54
31 Huzurabad	1,46,178	Eatala Rajender	TRS	56,752	38.82	V.Krishna Mohan Rao	INC	41,717	28.54	15,035	10.29
32 Husnabad	1,64,666	Aligireddy Praveen Reddy	INC	49,370	29.98	Capt. V.Laxmikantha Rao	TRS	36,195	21.98	13,175	8.00
33 Siddipet	1,32,031	Thaneeru Harish Rao	TRS	85,843	65.02	Anjaiah Byri	INC	21,166	16.03	64,677	48.99
34 Medak	1,50,882	Mynampalli Hanmanth Rao	TDP	57,942	38.40	P.Shashidhar Reddy	INC	36,791	24.38	21,151	14.02
35 Narayanekhed	1,45,634	Patilola Kista Reddy	INC	68,472	47.02	M.Vijayapal Reddy	PRAP	40,799	28.01	27,673	19.00
36 Andole	1,70,218	C. Damodar Raja Narsimha	INC	78,671	46.22	P. Babumohan	TDP	75,765	44.51	2,906	1.71
37 Narsapur	1,58,268	Vaakiti Sunitha Laxmatreddy	INC	73,924	46.71	Chilumula Krishna Reddy	CPI	60,650	38.32	13,274	8.39
38 Zahirabad	1,53,492	Dr. J.Geeta	INC	62,758	40.89	Y. Narotham	TDP	60,572	39.46	2,186	1.42

STATEMENT SHOWING THE CONSTITUENCY-WISE VOTES SECURED BY THE ELECTED CANDIDATES OVER THEIR NEAREST RIVAL CANDIDATES WITH PARTY AFFILIATION AND MARGIN OF VOTES IN GENERAL ELECTIONS TO APLA, 2009

Assembly Constituency No. & Name	Total Valid Votes	Name of the Elected Candidates	Party	Valid Votes Secured	% of Votes Secured	Name of the Nearest Rival Candidate	Party	Valid Votes Secured	% of Votes Secured	Margin of Votes	% of Margin
1	2	3	4	5	6	7	8	9	10	11	12
39 Sangareddy	1,38,194	Jaya Prakash Reddy T.	INC	41,101	29.74	Chinta Prabhaker	TDP	34,329	24.84	6,772	4.90
40 Patancheru	1,61,962	T. Nandeeshwar Goud	INC	42,516	26.25	M. Sapanadev	TDP	41,269	25.48	1,247	0.77
41 Dubbak	1,42,535	Cheruku Muthyam Reddy	INC	52,989	37.18	Solipeta Rama Linga Reddy	TRS	50,349	35.32	2,640	1.85
42 Gajwel	1,77,095	Tumkunta Narsa Reddy	INC	74,443	42.04	Lasmannagari Prathap Reddy	TDP	67,268	37.98	7,175	4.05
43 Medchal	1,91,189	Kichannagari Laxma Reddy (KLR)	INC	69,312	36.25	Nakka Prabhakar Goud	TDP	63,742	33.34	5,570	2.91
44 Malkajgiri	1,91,912	A. Rajender	INC	56,629	29.51	C. Kanaka Reddy	PRAP	47,434	24.72	9,195	4.79
45 Quthbullapur	1,57,578	Kuna Srisaillam Goud	IND	53,753	34.11	Koona Pandu Vivekanand	TRS	30,534	19.38	23,219	14.73
46 Kukatpally	2,05,976	Dr. Jaya Prakash Narayan	LSP	71,753	34.84	Vaddepalli Narsing Rao	INC	56,110	27.24	15,643	7.59
47 Uppal	1,53,500	Bandari Raji Reddy	INC	57,874	37.70	Muttireddy Yadagiri Reddy	TRS	29,691	19.34	28,183	18.36
48 Ibrahimpatnam	1,54,627	Manchireddy Kishan Reddy	TDP	56,508	36.54	Malreddy Ranga Reddy	INC	47,292	30.58	9,216	5.96
49 Lal Bahadur Nagar	1,95,541	Sudheer Reddy Devireddy	INC	67,510	34.52	S. V. Krishna Prasad	TDP	54,368	27.80	13,142	6.72
50 Maheshwaram	1,74,911	Patolla Sabitha	INC	65,077	37.21	T. Krishna Reddy	TDP	57,244	32.73	7,833	4.48
51 Rajendranagar	1,59,601	T. Prakash Goud	TDP	49,522	31.03	Gnaneshwar	INC	42,037	26.34	7,485	4.69
52 Serilingampally	2,03,009	Bikshapathi Yadav M.	INC	61,135	30.11	Movva Satyanarayana	TDP	59,808	29.46	1,327	0.65
53 Chevella	1,48,243	K. S. Rainam	TDP	62,332	42.05	Kale Yadaiah	INC	60,083	40.53	2,249	1.52
54 Partgi	1,41,083	Koppula Harishwar Reddy	TDP	53,099	37.64	T. Rammoan Reddy	IND	38,655	27.40	14,444	10.24
55 Vilarabad	1,28,027	G. Prasad Kumar	INC	58,810	45.94	A. Chandra Shekar	TRS	53,951	42.14	4,859	3.80
56 Tandur	1,30,521	P. Mahendar Reddy	TDP	63,737	48.83	Malkud Ramesh	INC	50,534	38.72	13,203	10.12
57 Musheerabad	1,32,769	T. Manemma	INC	45,966	34.62	Dr. K. Laxman	BJP	31,123	23.44	14,843	11.18
58 Malakpet	1,01,297	Ahmed Bin Abdullah Balala @ Ahmed Balala	AIMIM	30,839	30.44	Md. Muzaffar Ali Khan	TDP	22,468	22.18	8,371	8.26
59 Amberpet	1,19,800	G.Kishan Reddy	BJP	59,134	49.36	Mohd. Fareeduddin	INC	31,891	26.62	27,243	22.74
60 Khairatabad	1,29,704	Danam Nagender	INC	50,655	39.05	K. Vijaya Rama Rao	TDP	36,797	28.37	13,858	10.68
61 Jubilee Hills	1,36,858	P. Vishnuvardhan Reddy	INC	54,519	39.84	Mohammed Saleem	TDP	32,778	23.95	21,741	15.89
62 Sanath Nagar	1,11,118	Marri Shashidhar Reddy	INC	37,994	34.19	T. Padma Rao	TRS	29,669	26.70	8,325	7.49
63 Nampalli	1,10,827	Mohd. Virasat Rasool Khan	AIMIM	34,439	31.07	Mohd Feroz Khan	PRAP	27,640	24.94	6,799	6.13
64 Karwan	1,12,189	Mohd. Muqtada Khan	AIMIM	44,950	40.07	Devara Karunakar	BJP	25,667	22.88	19,283	17.19
65 Goshamahal	1,22,759	M. Mukesh Goud	INC	55,829	45.48	Prem Singh Rathore	BJP	35,341	28.79	20,488	16.69
66 Charminar	89,955	Syed Ahmed Pasha Quadri	AIMIM	43,725	48.61	Ali Bin Ibrahim Masqati	TDP	33,030	36.72	10,695	11.89
67 Chandrayangutta	97,642	Akbaruddin Owaisi	AIMIM	45,492	46.59	Dr. Khayam Khan	Majlis Bachao Tahreek	30,315	31.05	15,177	15.54
68 Yakutpura	1,14,634	Mumtaz Ahmed Khan	AIMIM	61,698	53.82	Hamza Bin Omer Al Jabri Bin Ateef	Majlis Bachao Tahreek	18,406	16.06	43,292	37.77
69 Bahdurpura	92,454	Mohd. Moazam Khan	AIMIM	65,453	70.80	Mir Ahmed Ali	CPI	8,718	9.43	56,735	61.37
70 Secunderabad	1,24,070	Jayasudha Kapoor	INC	45,063	36.32	Talasan Srinivas Yadav	TDP	40,668	32.78	4,395	3.54
71 Secunderabad Canit.	1,10,257	Dr. P. Shanker Rao	INC	36,853	33.42	G. Sayanna	TDP	32,670	29.63	4,183	3.79
72 Kodangal	1,32,789	Anumula Revanth Reddy	TDP	61,685	46.45	Gurunath Reddy	INC	54,696	41.19	6,989	5.26
73 Narayanpet	1,22,001	Yelkoti Yella Reddy	TDP	45,945	37.66	Sugappa	INC	33,802	27.71	12,143	9.95

STATEMENT SHOWING THE CONSTITUENCY-WISE VOTES SECURED BY THE ELECTED CANDIDATES OVER THEIR NEAREST RIVAL CANDIDATES WITH PARTY AFFILIATION AND MARGIN OF VOTES IN GENERAL ELECTIONS TO APLA, 2009

Assembly Constituency No. & Name	Total Valid Votes	Name of the Elected Candidates	Party	Valid Votes Secured	% of Votes Secured	Name of the Nearest Rival Candidate	Party	Valid Votes Secured	% of Votes Secured	Margin of Votes	% of Margin
1	2	3	4	5	6	7	8	9	10	11	12
74 Mahbubnagar	1,16,536	N.Rajeshwar Reddy	IND	38,247	32.82	Syed Ibrahim	TRS	33,110	28.41	5,137	4.41
75 Jachcherla	1,40,215	M.Chandra Shekar	TDP	66,857	47.68	Dr. Mallu Ravi	INC	53,320	38.03	13,537	9.65
76 Devarakadra	1,41,582	Seetha Dayakar Reddy	TDP	58,576	41.37	S.Swarna Sudhakar	INC	39,540	27.93	19,036	13.45
77 Makthal	1,31,310	K.Dayakar Reddy	TDP	53,261	40.56	Chittam Ram Mohan Reddy	INC	47,560	36.22	5,701	4.34
78 Wanaparthy	1,56,080	Ravula Chandrappa Shekar Reddy	TDP	71,190	45.61	Dr. G. Chinna Reddy	INC	60,622	38.84	10,568	6.77
79 Gadwal	1,41,325	Aruna D.K.	INC	63,433	44.88	Krishna Mohan Reddy Bandla	TDP	53,006	37.51	10,427	7.38
80 Alampur	1,29,361	Abraham V.M.	INC	49,722	38.44	Dr. Prasanna Kumar.R	TDP	48,539	37.52	1,183	0.91
81 Nagarkurnool	1,47,455	Dr. Nagam Janardhan Reddy	TDP	68,026	46.13	Kuchakulla Damodher Reddy	INC	61,433	41.66	6,593	4.47
82 Achampet	1,44,980	P.Ramulu	TDP	67,361	46.46	Dr.C.Vamshi Krishna	INC	62,530	43.13	4,831	3.33
83 Kalwakurthy	1,56,071	G.Jaipal Yadav	TDP	56,990	36.52	Yadma Kista Reddy	INC	56,393	36.13	597	0.38
84 Shadnagar	1,42,636	Chowlapally Pratap Reddy	INC	62,222	43.62	Anjaiah Yeiganamoni	TRS	52,384	36.73	9,838	6.90
85 Kollapur	1,51,011	Jupally Krishna Rao	INC	58,046	38.44	Chintalapally Jagadeeswar Rao	TDP	56,538	37.44	1,508	1.00
86 Devarakonda	1,47,251	Balu Naik Nenavath	INC	64,887	44.07	Ravindra Kumar Ramavath	CPI	57,419	38.99	7,468	5.07
87 Nagarjuna Sagar	1,54,414	Kunduru Jana Reddy	INC	67,958	44.01	Tera Chinnapa Reddy	TDP	61,744	39.99	6,214	4.02
88 Miryalguda	1,47,068	Juliakanti Ranga Reddy	CPM	52,227	35.51	Gangadhar Tirunagaru	INC	47,864	32.55	4,363	2.97
89 Huzurnagar	1,67,440	Uttam Kumar Reddy Nalamada	INC	80,835	48.28	Jagadeesh Reddy Guntakandla	TRS	51,641	30.84	29,194	17.44
90 Koodad	1,64,047	Chander Rao Vanepally	TDP	64,742	39.47	MD.Mahaboob Jani	INC	54,918	33.48	9,824	5.99
91 Suryapet	1,51,005	R. Damodar Reddy	INC	57,014	37.76	Poreddy Chandrasekhar Reddy	TRS	50,817	33.65	6,197	4.10
92 Nalgonda	1,47,859	Komatireddy Venkat Reddy	INC	60,665	41.03	Nandyala Narsimha Reddy	CPM	52,288	35.36	8,377	5.67
93 Munugode	1,64,231	Vujjini Yadagiri Rao	CPI	57,383	34.94	Goverdhan Reddy Palvai	INC	53,789	32.75	3,594	2.19
94 Bhongir	1,48,370	Alimineti Uma Madhava Reddy	TDP	53,073	35.77	Jitta Balakrishna Reddy	IND	43,720	29.47	9,353	6.30
95 Nakrekal	1,68,436	Chirumarthy Lingaiah	INC	72,023	42.76	Mamidi Sarvaiah	CPM	59,847	35.53	12,176	7.23
96 Thungathurthy	1,72,952	Mothukupally Narsimulu	TDP	80,888	46.77	Gudipati Narsaiah	INC	69,025	39.91	11,863	6.86
97 Alair	1,68,882	Budida Bikshamaiah	INC	66,905	39.62	Kallem Yadagiri Reddy	TRS	54,003	31.98	12,902	7.64
98 Jangoan	1,51,269	Ponnala Lakshmaiah	INC	61,218	40.47	Kommuri Pratap Reddy	TRS	60,982	40.31	236	0.16
99 Ghanpur (Station)	1,71,646	Rajaiah Thatikonda	INC	68,162	39.71	Kadiyam Sreehari	TDP	56,952	33.18	11,210	6.53
100 Palakurthi	1,56,818	Errabelli Dayakar Rao	TDP	65,280	41.63	Dugyala Srinivas Rao	INC	62,617	39.93	2,663	1.70
101 Dornakal	1,50,499	Sayavathi Rathod	TDP	69,282	46.03	Dharamsoth Redya Naik	INC	64,659	42.96	4,623	3.07
102 Mahabubabad	1,52,914	Kavitha Maloth	INC	66,209	43.30	Azmeera Chandulal	TRS	50,842	33.25	15,367	10.05
103 Narsampet	1,62,844	Prakash Reddy Revuri	TDP	75,400	46.30	Donthi Madhava Reddy	INC	66,777	41.01	8,623	5.30
104 Parkal	1,47,753	Konda Surekha	INC	69,135	46.79	Bikshapathy Moluguri	TRS	56,335	38.13	12,800	8.66
105 Warangal West	1,15,558	Dasyam Vinaya Bhasker	TRS	45,807	39.64	Kondapalli Dayasagar Rao	INC	39,123	33.86	6,684	5.78
106 Warangal East	1,28,462	Baswaraju Saraiah	INC	41,952	32.66	Errabelli Pradeep Kumar Rao	PRAP	34,697	27.01	7,255	5.65
107 Wardhanapet	1,49,048	Kondeti Sridhar	INC	57,871	38.83	Dr.Gunde Vijaya Rama Rao	TRS	51,287	34.41	6,584	4.42
108 Bhupalpalle	1,60,680	Gandra Venkata Ramana Reddy	INC	69,570	43.30	Madhusudana Chary Srikonda	TRS	57,598	35.85	11,972	7.45
109 Mulug	1,34,674	Anasuya Dansari	TDP	64,285	47.73	Podem Veeraiah	INC	45,510	33.79	18,775	13.94
110 Pinapaka	1,15,386	Rega Kantha Rao	INC	40,028	34.69	Payam Venkateswarlu	CPI	39,679	34.39	349	0.30
111 Yellandu	1,36,415	Abbaiah Vooke	TDP	41,605	30.50	Kanakaiah Koram	INC	38,659	28.34	2,946	2.16
112 Khammam	1,53,403	Thummala Nageswara Rao	TDP	55,555	36.22	Jalagam Venkata Rao	IND	53,083	34.60	2,472	1.61

STATEMENT SHOWING THE CONSTITUENCY-WISE VOTES SECURED BY THE ELECTED CANDIDATES OVER THEIR NEAREST RIVAL CANDIDATES WITH PARTY AFFILIATION AND MARGIN OF VOTES IN GENERAL ELECTIONS TO APLA, 2009

Assembly Constituency No. & Name	Total Valid Votes	Name of the Elected Candidates	Party	Valid Votes Secured	% of Votes Secured	Name of the Nearest Rival Candidate	Party	Valid Votes Secured	% of Votes Secured	Margin of Votes	% of Margin
1	2	3	4	5	6	7	8	9	10	11	12
113 Palair	1,55,059	Venkata Reddy Ramreddy	INC	64,555	41.63	Thammineni Veerabhadram	CPM	58,889	37.98	5,666	3.65
114 Madira	1,59,985	Batti Vikramarka Mailu	INC	59,394	37.12	Kamala Raju Lingala	CPM	57,977	36.24	1,417	0.89
115 Wyra	1,27,094	Chandravathi Banoth	CPI	53,090	41.77	Dr. Bhukya Ramchandra Nayak	INC	39,464	31.05	13,626	10.72
116 Sathupalli	1,69,220	Sandra Venkata Veeraiah	TDP	79,491	46.97	Chandrasekhar Sambhani	INC	65,483	38.70	14,008	8.28
117 Kothagudem	1,42,986	Kunamneni Sambasiva Rao	CPI	47,028	32.89	Vanama Venkateswara Rao	INC	45,024	31.49	2,004	1.40
118 Aswaropeta	1,25,313	Mithrasena Vaggela	INC	46,183	36.85	Payam Venkaiah	CPM	41,076	32.78	5,107	4.08
119 Bhadrachelam	1,43,908	Kunja Satyavathi	INC	51,466	35.76	Sunnam Rajaiiah	CPM	45,083	31.33	6,383	4.44
120 Ichchapuram	1,36,222	Priya Sairaj	TDP	45,277	33.24	Narthu Rama Rao	INC	43,002	31.57	2,275	1.67
121 Palasa	1,18,288	Juttu Jagannaikulu	INC	47,931	40.52	Gowthu Syamasundarasivaji	TDP	41,117	34.76	6,814	5.76
122 Tekkali	1,36,450	Revatipathi Korla	INC	47,513	34.82	Atchannaaidu Kinjarapu	TDP	45,620	33.43	1,893	1.39
123 Pathapatnam	1,26,041	Vijayaramaraju Satrucherla	INC	58,936	46.76	Kalamata Venkataramana Murthy	TDP	38,146	30.26	20,790	16.49
124 Srikakulam	1,45,380	Darmana Prasada Rao	INC	56,457	38.83	Appala Suryanarayana Gunda	TDP	51,987	35.76	4,470	3.07
125 Amadalavalasa	1,19,531	Boddepalli Satyavathi	INC	48,128	40.26	Tammineni Seetharam	PRAP	31,919	26.70	16,209	13.56
126 Etcherla	1,51,801	Meesala Neelakantam	INC	59,365	39.11	Nayana Suryanarayana Reddi	TDP	44,350	29.22	15,015	9.89
127 Narasannapeta	1,36,713	Dhairmana Krishna Das	INC	60,426	44.20	Baggu Lakshmana Rao	TDP	42,837	31.33	17,589	12.87
128 Rajam	1,34,396	Kondru Murali Mohan	INC	61,771	45.96	Kavali Prathibha Bharathi	TDP	34,638	25.77	27,133	20.19
129 Palakonda	1,08,212	Nimmaka Sugreevulu	INC	45,909	42.43	Gopala Rao Nimmaka	TDP	29,759	27.50	16,150	14.92
130 Kurupam	1,17,042	Janardhana Thotraj Veeravara Thodaramalla	INC	48,493	41.43	Nimmaka Jaya Raju	PRAP	33,440	28.57	15,053	12.86
131 Parvathipuram	1,19,956	Jayamani Savarapu	INC	49,614	41.36	Bobbili Chiranjeevulu	TDP	46,896	39.09	2,718	2.27
132 Salur	1,20,950	Rajanna Dora Peedika	INC	49,517	40.94	Gummidandi Sandhya Rani	TDP	47,961	39.57	1,656	1.37
133 Bobbili	1,54,065	Venkata Sujay Krishna Ranga Rao Ravu	INC	75,697	49.13	Thentu Lakshmunaidu	TDP	51,525	33.44	24,172	15.69
134 Cheepurupalle	1,42,281	Botcha Satyanarayana	INC	60,677	42.65	Gadde Baburao	TDP	54,735	38.47	5,942	4.18
135 Gajapathinagaram	1,50,465	Appala Narasaiah Botsa	INC	66,670	44.31	Aruna Padala	TDP	38,996	25.92	27,674	18.39
136 Nellimarla	1,47,725	Appalanaidu Baddukonda	INC	48,155	32.60	Narayanawamy Naidu Pathivada	TDP	47,558	32.19	597	0.40
137 Vizianagaram	1,38,543	Ashok Gajapathi Raju Pusapati	TDP	52,890	38.18	Kolagatta Veerabhadra Swamy	INC	49,608	35.81	3,282	2.37
138 Srungavarapukota	1,57,337	Kolla Lalitha Kumari	TDP	40,142	25.51	Allu Kesava Venkata Joginaidu	INC	36,702	23.33	3,440	2.19
139 Bhimili	1,76,353	Muttamsetti Srinivasa Rao (Avanti Srinu)	PRAP	52,130	29.56	Anjaneyaraju N.R.	TDP	45,820	25.98	6,310	3.58
140 Visakhapatnam East	1,38,104	Ramakrishna Babu Velagapudi	TDP	44,233	32.03	Chennuboina Srinivasa Rao (Varnshi Krishna)	PRAP	40,202	29.11	4,031	2.92
141 Visakhapatnam South	1,28,907	Dronamraju Srinivasa Rao	INC	45,971	35.66	Kola Guruvulu	PRAP	45,630	35.40	341	0.26
142 Visakhapatnam North	1,42,643	Vijaya Kumar Thynala	INC	49,344	34.59	Dr. Shirin Rahman Shaik	PRAP	43,821	30.72	5,523	3.87
143 Visakhapatnam West	1,15,997	Vijaya Prasad Malla	INC	45,018	38.81	Gana Venkata Reddi Naidu Petakamsetti (Ganababu)	PRAP	40,874	35.24	4,144	3.57
144 Gajuwaka	1,53,596	Chinthalapudi Venkataramaiah	PRAP	50,994	33.20	Nagi Reddy Tippala	IND	33,087	21.54	17,907	11.66
145 Chodavaram	1,53,994	Kalidindi Surya Naga Sanyasi Raju	TDP	55,641	36.13	Karanam Dharmasri	INC	54,256	35.23	1,385	0.90
146 Madugula	1,39,224	Gavireddi Rama Naidu	TDP	52,762	37.90	Avugadda Rama Murthy Naidu	INC	45,935	32.99	6,827	4.90
147 Araku valley	1,20,384	Siveri Soma	TDP	34,959	29.04	Vanjangi Kanthamma	INC	34,557	28.71	402	0.33

STATEMENT SHOWING THE CONSTITUENCY-WISE VOTES SECURED BY THE ELECTED CANDIDATES OVER THEIR NEAREST RIVAL CANDIDATES WITH PARTY AFFILIATION AND MARGIN OF VOTES IN GENERAL ELECTIONS TO APLA, 2009

Assembly Constituency No. & Name	Total Valid Votes	Name of the Elected Candidates	Party	Valid Votes Secured	% of Votes Secured	Name of the Nearest Rival Candidate	Party	Valid Votes Secured	% of Votes Secured	Margin of Votes	% of Margin
1	2	3	4	5	6	7	8	9	10	11	12
148 Paderu	1,10,040	Pasupuleti Balaraju	INC	35,653	32.40	Goddeti Demudu	CPI	35,066	31.87	587	0.53
149 Anakapalle	1,43,588	Ganta Srinivasa Rao	PRAP	58,568	40.79	Konathala Ramakrishna	INC	47,702	33.22	10,866	7.57
150 Pendurthi	1,56,695	Panchakarla Ramesh Babu	PRAP	51,700	32.99	Gandi Babji	INC	48,428	30.91	3,272	2.09
151 Elamanchilli	1,45,773	Uppalapati Venkata Ramanamurthy Raju (Kannababu)	INC	53,960	37.02	Gonthina Venkata Nageswara Rao	PRAP	43,870	30.09	10,090	6.92
152 Payakaraopet	1,57,890	Golla Baburao	INC	50,698	32.11	Chengala Venkatarao	TDP	50,042	31.69	656	0.42
153 Narsipatnam	1,51,401	Bolem Muthyala Papa	INC	65,465	43.24	Ayyannapatru Chintakayala	TDP	57,178	37.77	8,287	5.47
154 Tuni	1,41,416	Venkata Krishnam Raju Sri Rajah Vatsavayi	INC	55,386	39.17	Yanamala Ramakrishnu	TDP	46,876	33.15	8,510	6.02
155 Prathipadu	1,32,851	Parvatha Sri Satyanarayana Murthy	TDP	46,925	35.32	Varupula Subbarao	INC	43,639	32.85	3,286	2.47
156 Pithapuram	1,49,479	Vanga Geetha Viswanadh	PRAP	46,623	31.19	Verma S.V.S.N	TDP	45,587	30.50	1,036	0.69
157 Kakinada Rural	1,39,855	Kurasala Kannababu	PRAP	53,494	38.25	Venkateswara Rao Nulukurthi	INC	45,457	32.50	8,037	5.75
158 Peddapuram	1,35,244	Pantam Gandhi Mohan	PRAP	46,211	34.17	Boddu Bhaskara Ramarao	TDP	43,155	31.91	3,056	2.26
159 Anaparthi	1,56,386	Nallamilli Sheshareddy	INC	70,623	45.16	Gollalamamidada D.R.K.Reddy	PRAP	34,749	22.22	35,874	22.94
160 Kakinada City	1,19,664	Dwarmapudi Chandra Sekhara Reddy	INC	44,606	37.28	Bandana Harri	PRAP	35,327	29.52	9,279	7.75
161 Ramachandrapuram	1,41,850	Bose Pili	INC	56,589	39.89	Thota Trimurthulu	PRAP	52,558	37.05	4,031	2.84
162 Mummidiavaram	1,53,269	Ponnada Venkata Satish Kumar	INC	51,087	33.33	Srinivasa Raju Nadiampalli	TDP	49,162	32.08	1,925	1.26
163 Amalapuram	1,38,056	Pinipe Viswarupu	INC	57,922	41.96	Chinta Krishnamurthy	PRAP	51,649	37.41	6,273	4.54
164 Razole	1,31,598	Rapaka Vara Prasada Rao	INC	52,319	39.76	Nalli Venkata Krishna Mallik	PRAP	46,450	35.30	5,869	4.46
165 Gamavaram	1,34,551	Pamula Rajeswari Devi	INC	44,756	33.26	Pulaparthi Narayanamurthy	TDP	41,651	30.96	3,105	2.31
166 Kothapeta	1,68,196	Bandaru Satyananda Rao	PRAP	62,453	37.13	Chirila Jaggi Reddy	INC	59,983	35.66	2,470	1.47
167 Mandapeta	1,56,303	Jogeswara Rao. V	TDP	68,104	43.57	Chowdary. V.V.S.S	PRAP	50,664	32.41	17,440	11.16
168 Rajanagararam	1,42,552	Pendurthi Venkatesh	TDP	51,520	36.14	Chitturi Ravindra	INC	44,584	31.28	6,936	4.87
169 Rajahmundry City	1,32,926	Routu Surya Prakasa Rao	INC	41,369	31.12	Gorantla Butchiah Choudary	TDP	40,085	30.16	1,284	0.97
170 Rajamundry Rural	1,37,742	Chandana Ramesh	TDP	44,617	32.39	Ravanam Swaminaidu	PRAP	43,070	31.27	1,547	1.12
171 Jaggampeta	1,46,893	Thota Narasimham	INC	51,184	34.84	Jyothula Nehru	PRAP	50,395	34.31	789	0.54
172 Rampachodavaram	95,593	Kosuri Kasi Viswanatha Veera Venkata Satyanarayana Redd	INC	32,654	34.16	Chinnam Babu Ramesh	TDP	21,851	22.86	10,803	11.30
173 Kovur	1,33,179	T.V.Rama Rao	TDP	55,669	41.80	Koyye Mosenu Raju	INC	40,191	30.18	15,478	11.62
174 Nidadavole	1,51,382	Burugupalli Sessa Rao	TDP	51,680	34.14	G.Srinivas Naidu	INC	45,914	30.33	5,766	3.81
175 Achanta	1,18,745	Satyanarana Pithani	INC	54,903	46.24	Karri Radha Krishna Reddy	TDP	39,148	32.97	15,755	13.27
176 Palacole	1,30,532	Usha Rani Bangaru	INC	49,720	38.09	Konidala Chiranjeevi	PRAP	44,274	33.92	5,446	4.17
177 Narasapuram	1,15,893	Mudunuri Prasada Raju	INC	58,560	50.53	Kothapalli Subbarayudu (Pedababu)	PRAP	41,235	35.58	17,325	14.95
178 Bhimavaram	1,58,071	Ramanjaneyulu Pulaparti (Anjibabu)	INC	63,862	40.40	Vegesna Suryanarayana Raju (Kanakaraju Suri)	PRAP	41,763	26.42	22,099	13.98
179 Undi	1,61,888	V.V.Siva Rama Raju (Kalavapudi Siva)	TDP	68,102	42.07	Pathapati Sarraju	INC	52,354	32.34	15,748	9.73
180 Tanuku	1,62,732	Karumuri Venkata Nageswara Rao	INC	53,211	32.70	Y.T.Raja	TDP	51,760	31.81	1,451	0.89

STATEMENT SHOWING THE CONSTITUENCY-WISE VOTES SECURED BY THE ELECTED CANDIDATES OVER THEIR NEAREST RIVAL CANDIDATES WITH PARTY AFFILIATION AND MARGIN OF VOTES IN GENERAL ELECTIONS TO APLA, 2009

Assembly Constituency No. & Name	Total Valid Votes	Name of the Elected Candidates	Party	Valid Votes Secured	% of Votes Secured	Name of the Nearest Rival Candidate	Party	Valid Votes Secured	% of Votes Secured	Margin of Votes	% of Margin
1	2	3	4	5	6	7	8	9	10	11	12
181 Tadepalligudem	1,43,596	Eli Venkata Madhusudhanrao (Nani)	PRAP	48,747	33.95	Kottu Sathanarayana	INC	45,727	31.84	3,020	2.10
182 Unguturu	1,50,782	Vatti Vasant Kumar	INC	52,973	35.13	Ganni Laxmi Kantam	TDP	46,514	30.85	6,459	4.28
183 Denduluru	1,53,922	Prabhakar Chintamaneni	TDP	69,673	45.27	Kotaru Ramachandra Rao	INC	55,442	36.02	14,231	9.25
184 Eluru	1,25,527	Alla Kali Krishna Srinivas (Alla Nani)	INC	49,962	39.80	Badeti Kota Rama Rao (Bujji)	PRAP	36,280	28.90	13,682	10.90
185 Gopalapuram	1,63,337	Taneti Vanita	TDP	70,659	43.26	Usha Tigriripalli	INC	56,006	34.29	14,653	8.97
186 Polavaram	1,44,662	Tellam Bala Raju	INC	50,298	34.77	Punem Singanna Dora	TDP	44,634	30.85	5,664	3.92
187 Chintalapudi	1,77,513	Maddala Rajesh Kumar	INC	68,078	38.35	Karra Raja Rao	TDP	66,661	37.55	1,417	0.80
188 Tiruvuru	1,47,295	Dirisam Padma Jyothis	INC	63,624	43.19	Swamidas Nallagaita	TDP	63,359	43.02	265	0.18
189 Nuzvid	1,69,896	Chinnam Ramakotiah	TDP	70,206	41.32	Venkata Pratap Appa Rao Meka	INC	65,063	38.30	5,143	3.03
190 Gannavaram	1,74,847	Venkata Balavardhanrao Dasari	TDP	82,218	47.02	Muddaraboina Venkateswararao	INC	66,923	38.28	15,295	8.75
191 Gudivada	1,47,866	Kodali Sri Venkateswara Rao (Nani)	TDP	68,034	46.01	Pinnamaneni Venkateswara Rao	INC	50,404	34.09	17,630	11.92
192 Kaikalur	1,57,295	Jayamangala Venkata Ramana	TDP	50,346	32.01	Kamineni Srinivas	PRAP	49,372	31.39	974	0.62
193 Pedana	1,26,484	Jogi Ramesh	INC	44,480	35.17	Kagita Venkatrao	TDP	43,288	34.22	1,192	0.94
194 Machilipatnam	1,28,282	Perni Venkatramiah (Nani)	INC	48,580	37.87	Kollu Ravindra	TDP	37,181	28.98	11,399	8.89
195 Avinigadda	1,60,533	Ambati Brahmaniah	TDP	55,316	34.46	Budda Prasad Mandali	INC	54,899	34.20	417	0.26
196 Pamarru	1,43,809	D. Y. Das	INC	60,048	41.76	Uppuleti Kalpana	TDP	53,108	36.93	6,940	4.83
197 Penamaluru	1,63,797	Parthasarathy Koluasu	INC	61,346	37.45	Chalasaneni Venkateswara Rao	TDP	61,169	37.34	177	0.11
198 Vijayawada West	1,50,643	Velampalli Srinivasa Rao	PRAP	51,467	34.16	Mallika Begum	INC	43,125	28.63	8,342	5.54
199 Vijayawada central	1,58,192	Malladi Vishnu	INC	52,426	33.14	Vangaveeti Radhakrishnan	PRAP	51,578	32.60	848	0.54
200 Vijayawada East	1,72,187	Ravi Yalamanchili	PRAP	53,319	30.97	Devineni Rajasekhara (Nehru)	INC	53,129	30.86	190	0.11
201 Mylavaram	1,71,872	Umamaheswara Rao Devineni	TDP	78,554	45.70	Appasani Sandeep	INC	65,887	38.33	12,667	7.37
202 Nandigama	1,39,629	Prabhakara Rao Tangirala	TDP	60,489	43.32	Parameswara Rao Velpula	INC	55,318	39.62	5,171	3.70
203 Jaggayyapeta	1,48,234	Raja Gopal Sreeram	TDP	75,107	50.67	Udaya Bhanu Samineni	INC	65,429	44.14	9,678	6.53
204 Pedakurapadu	1,51,249	Kommalapati Sridhar	TDP	69,013	45.63	Noorjahan	INC	59,135	39.10	9,878	6.53
205 Tadikonda	1,39,329	Dokka Manikya Vara Prasada Rao	INC	61,406	44.07	Sravan Kumar Tenali	TDP	57,786	41.47	3,620	2.60
206 Mangalagiri	1,61,605	Kamala Kandra	INC	52,585	32.54	Tammisetty Janaki Devi	PRAP	39,823	24.64	12,762	7.90
207 Ponnur	1,58,425	Dhulipalla Narendrakumar	TDP	61,008	38.51	Marupudi Leeladhar Rao	INC	58,840	37.14	2,168	1.37
208 Vemuru	1,45,704	Ananda Babu Nakkla	TDP	55,168	37.86	Merugu Nagarajuna	INC	52,938	36.33	2,230	1.53
209 Repalle	1,57,379	Mopidevi Venkata Ramanarao	INC	64,679	41.10	Anagani Satya Prasad	TDP	58,734	37.32	5,945	3.78
210 Tenali	1,68,384	Nadendla Manohar	INC	61,582	36.57	Rajendra Prasad Alapati	TDP	58,698	34.86	2,884	1.71
211 Bapatla	1,22,771	Gade Venkata Reddy	INC	37,456	30.51	Chirala Govardhana Reddy	TDP	36,093	29.40	1,363	1.11
212 Prathipadu	1,68,669	Sucharitha Mekathoti	INC	66,324	39.32	Kandukuri Veeraliah	TDP	64,282	38.11	2,042	1.21
213 Guntur West	1,29,170	Kanna Lakshmi Narayana	INC	44,676	34.59	Chukkappalli Ramesh	TDP	41,375	32.03	3,301	2.56
214 Guntur East	1,18,574	Shaik Mastan Vali	INC	45,586	38.45	Shaik Showkath	PRAP	36,574	30.84	9,012	7.60
215 Chilakaluripet	1,54,864	Prathipati Pulla Rao	TDP	77,399	49.98	Marri Rajasekhara	INC	57,586	37.18	19,813	12.79
216 Narasaraopet	1,35,275	Kasu Venkata Krishna Reddy	INC	58,988	43.61	Kodala Siva Prasada Rao	TDP	53,017	39.19	5,971	4.41

STATEMENT SHOWING THE CONSTITUENCY-WISE VOTES SECURED BY THE ELECTED CANDIDATES OVER THEIR NEAREST RIVAL CANDIDATES WITH PARTY AFFILIATION AND MARGIN OF VOTES IN GENERAL ELECTIONS TO APLA, 2009

Assembly Constituency No. & Name	Total Valid Votes	Name of the Elected Candidates	Party	Valid Votes Secured	% of Votes Secured	Name of the Nearest Rival Candidate	Party	Valid Votes Secured	% of Votes Secured	Margin of Votes	% of Margin
1	2	3	4	5	6	7	8	9	10	11	12
217 Sattenpalli	1,48,923	Y aram Venkateswarareddy	INC	61,949	41.60	Nimmakayala Rajanarayana	TDP	54,802	36.80	7,147	4.80
218 Vinukonda	1,73,342	Gonuguntla Venkata Seeta Rama Anjaneyulu	TDP	89,961	51.90	Narendranath Chebrolu	INC	65,858	37.99	24,103	13.90
219 Guruzala	1,65,790	Y arapathineni Srinivasa Rao	TDP	72,250	43.58	Ala Venkateswarlu	INC	62,229	37.53	10,021	6.04
220 Macherla	1,52,051	Rama Krishna Reddy Pinnelli	INC	66,953	44.03	Julakanti Brahmanandareddy	TDP	57,168	37.60	9,785	6.44
221 Yerragondapalem	1,33,874	Audimulapu Suresh	INC	67,040	50.08	David Raju Palaparthi	TDP	53,846	40.22	13,194	9.86
222 Darsi	1,54,589	Buchepalli Siva Prasada Reddy	INC	66,418	42.96	Mannam Venkata Ramana Rao	TDP	53,028	34.30	13,390	8.66
223 Parchur	1,69,822	Daggubati Venkateshwara Rao	INC	73,691	43.39	Gottipati Narasimha Rao	TDP	70,731	41.65	2,960	1.74
224 Addanki	1,73,491	Gottipati Ravi Kumar	INC	86,035	49.59	Karanam Bala Rama Krishna Murthy	TDP	70,271	40.50	15,764	9.09
225 Chirala	1,29,737	Amanchi Krishna Mohan	INC	56,600	43.63	Janjanam Srinivasa Rao	TDP	45,314	34.93	11,286	8.70
226 Santhanuthalapadu	1,45,171	B. N. Vijaya Kumar	INC	63,769	43.93	Anjaiah Jala	CPM	54,238	37.36	9,531	6.57
227 Ongole	1,56,523	Balineni Srinivasa Reddy (Vasu)	INC	67,214	42.94	Edara Hari Babu	TDP	44,228	28.26	22,986	14.69
228 Kandukur	1,54,613	Maheedhar Reddy Manugunta	INC	74,553	48.22	Divi Siva Ram	TDP	70,310	45.47	4,243	2.74
229 Kondapi	1,54,814	Gurrala Venkateseshu	INC	72,075	46.56	Sree Bala Veeranjanya Swami Dola	TDP	66,911	43.22	5,164	3.34
230 Markapuram	1,42,545	Kandula Narayana Reddy	TDP	69,744	48.93	Kunduru Pedda Konda Reddy	INC	60,690	42.58	9,054	6.35
231 Giddalur	1,48,030	Anna Rambabu	PRAP	55,573	37.54	Bhiraboina Chandrasekhar	INC	48,027	32.44	7,546	5.10
232 Kanigiri	1,31,326	Ugra Narasimha Reddy Mukku	INC	60,161	45.81	Sunkari Madhu Sudhana Rao	IND	57,226	43.58	2,935	2.23
233 Kavali	1,54,690	Beeda Masthan Rao	TDP	69,219	44.75	Katam Reddy Vishnuvardhan Reddy	INC	50,192	32.45	19,027	12.30
234 Atmakur	1,48,137	Anam Rama Narayana Reddy	INC	76,907	51.92	Kommi Lakshmaiah Naidu	TDP	58,263	39.33	18,644	12.59
235 Kovur	1,69,009	Nallaparreddy Prasanna Kumar Reddy	TDP	73,212	43.32	Polamreddy Srinivasulu Reddy	INC	65,768	38.91	7,444	4.40
236 Nellore City	1,06,389	Mungamuru Sridhar Krishna Reddy	PRAP	36,103	33.93	Anil Kumar Poluboina	INC	36,013	33.85	90	0.08
237 Nellore Rural	1,24,110	Anam Vivekananda Reddy	INC	46,941	37.82	Anam Venkata Ramana Reddy	PRAP	43,810	35.30	3,131	2.52
238 Sarvepalli	1,55,930	Adala Prabhakara Reddy	INC	73,760	47.30	Chandra Mohan Reddy Somireddy	TDP	63,476	40.71	10,284	6.60
239 Gudur	1,52,836	Durga Prasad Rao Balli	TDP	64,330	42.09	Panabaka Krishnaiah	INC	53,092	34.74	11,238	7.35
240 Sullurpeta	1,59,872	Dr.Parasa Venkata Rathnaiah	TDP	66,089	41.34	Vinnamala Saraswathi	INC	60,722	37.98	5,367	3.36
241 Venkatagiri	1,59,851	Kurugondla Rama Krishna	TDP	69,731	43.62	Nedurumalli Rajya Lakshmi	INC	62,965	39.39	6,766	4.23
242 Udayagiri	1,47,807	Mekapati Chandra Sekhar Reddy	INC	69,352	46.92	Kambham Vijaya Rami Reddy	TDP	55,870	37.80	13,482	9.12
243 Badvel	1,35,133	Kamalamma P. M.	INC	78,486	58.08	Chennaiah Lakkineni	TDP	41,892	31.00	36,594	27.08
244 Rajampet	1,38,314	Amaranath Reddy Akepati	INC	60,397	43.67	Madan Mohan Reddy K.	TDP	48,055	34.74	12,342	8.92
245 Kadapa	1,36,674	Ahamadullah Mohammad Syed	INC	61,613	45.08	Kandula Sivananda Reddy	TDP	54,263	39.70	7,350	5.38
246 Kodur	1,17,663	Koramutla Srinivasulu	INC	51,747	43.98	Ajay Babu Nandavaram Benjiman	TDP	39,359	33.45	12,388	10.53
247 Rayachoti	1,43,194	Gadikota Srikanth Reddy	INC	71,901	50.21	Palakondrayudu Sugavasi	TDP	57,069	39.85	14,832	10.36
248 Puliwenda	1,46,644	Y. S. Raja Sekhar Reddy	INC	1,03,556	70.62	Venkata Satish Kumar Reddy Singareddy	TDP	34,875	23.78	68,681	46.84
249 Kamalapuram	1,35,080	Gandluru Veera Siva Reddy	INC	65,386	48.41	Putta Narasimha Reddy	TDP	61,223	45.32	4,163	3.08

STATEMENT SHOWING THE CONSTITUENCY-WISE VOTES SECURED BY THE ELECTED CANDIDATES OVER THEIR NEAREST RIVAL CANDIDATES WITH PARTY AFFILIATION AND MARGIN OF VOTES IN GENERAL ELECTIONS TO APLA, 2009

Assembly Constituency No. & Name	Total Valid Votes	Name of the Elected Candidates	Party	Valid Votes Secured	% of Votes Secured	Name of the Nearest Rival Candidate	Party	Valid Votes Secured	% of Votes Secured	Margin of Votes	% of Margin
1	2	3	4	5	6	7	8	9	10	11	12
250 Jammalamadugu	1,74,338	Adi Narayana Reddy Chidipiralla	INC	84,416	48.42	Rama Subba Reddy Ponnareddy	TDP	77,032	44.19	7,384	4.24
251 Proddatur	1,57,198	Lingaa Reddy Mallela	TDP	73,023	46.45	Nandyala Varada Rajulu Reddy	INC	56,967	36.18	16,156	10.28
252 Mydukur	1,42,117	Duggireddy Lakshmi Reddy Ravindrareddy	INC	62,377	43.89	Raghurami Reddy Settipalli	TDP	58,016	40.82	4,361	3.07
253 Allagadda	1,53,847	Bhuma Shobha Nagi Reddy	PRAP	61,555	40.01	Gangula Prathap Reddy	INC	59,597	38.74	1,958	1.27
254 Srisaillam	1,15,643	Erasu Pratap Reddy	INC	49,384	42.70	Budda Rajasekhar Reddy	TDP	45,077	38.98	4,307	3.72
255 Nandikotkur	1,41,276	Labbi Venkata Swamy	INC	63,442	44.91	Chimme Bitchanna	TDP	57,669	40.82	5,773	4.09
256 Kurnool	1,11,726	T. G. Venkatesh	INC	68,467	61.28	Abdul Gafoor. M.	CPM	24,400	21.84	44,067	39.44
257 Panyam	1,55,697	Katasani Rambhupal Reddy	INC	63,323	40.67	Byreddy Rajasekhar Reddy	TDP	54,409	34.95	8,914	5.73
258 Nandyal	1,45,616	Silpa Mohan Reddy	INC	67,430	46.31	Atla Venkata Subba Reddy	PRAP	35,541	24.41	31,889	21.90
259 Banaganapalle	1,44,539	Katasani Rami Reddy	PRAP	55,438	38.36	Challa Rama Krishna Reddy	INC	41,752	28.89	13,686	9.47
260 Dhone	1,39,516	Kambalapadu Ediga Krihsna Murthy	TDP	60,769	43.56	Kotla Sujathamma	INC	56,118	40.22	4,651	3.33
261 Pattikonda	1,37,210	Kambalapadu Ediga Prabhakar	TDP	67,640	49.30	S. V. Chandramohan Reddy	INC	57,668	42.03	9,972	7.27
262 Kodumur	1,25,276	Parigela Muralikrishna	INC	47,844	38.19	M. Manigandhi	TDP	42,519	33.94	5,325	4.25
263 Yemmiganur	1,28,723	K. Chennakesava Reddy	INC	53,766	41.77	B. V. Mohan Reddy	TDP	51,443	39.96	2,323	1.80
264 Mantralayam	1,11,957	Y. Balanagi Reddy	TDP	52,431	46.83	Dalavai Ramaiah	INC	41,734	37.28	10,697	9.55
265 Adoni	1,16,604	K. Meenakshi Naidu	TDP	45,294	38.84	Y. Sai Prasad Reddy	INC	45,038	38.62	256	0.22
266 Alur	1,39,740	Patil Neeraj Reddy	INC	43,105	30.85	Gurmanuru Jayaram	PRAP	37,460	26.81	5,645	4.04
267 Rayadurg	1,55,854	Kapu Ramachandra Reddy	INC	76,259	48.93	Metu Govinda Reddy	TDP	62,168	39.89	14,091	9.04
268 Uravakonda	1,42,910	Payyavula Keshav	TDP	64,728	45.29	Y. Visweswara Reddy	INC	64,499	45.13	229	0.16
269 Guntakal	1,39,770	Madhusudan	INC	61,097	43.71	Sainath Goud Ramagowri	TDP	51,753	37.03	9,344	6.69
270 Tadpatri	1,50,252	Divakar Reddy J.C.	INC	63,358	42.17	Peram Nagi Reddy	TDP	56,403	37.54	6,955	4.63
271 Singanamala	1,49,475	Dr. Sake Sailajanath	INC	65,367	43.73	Pamidi Shamanthakamani	TDP	62,191	41.61	3,176	2.12
272 Anantapur urban	1,16,008	B. Gurunatha Reddy	INC	45,275	39.03	Mahalakshmi Sreenivasulu	TDP	32,033	27.61	13,242	11.41
273 Kalyandurg	1,46,301	Neelakantapuram Raghuvveera Reddy	INC	69,614	47.58	Unnam Hanumantharaya Chowdary	TDP	65,226	44.58	4,388	3.00
274 Raptadu	1,42,368	Paritala Suneethamma	TDP	64,559	45.35	Thopudurthi Prakash Reddy	INC	62,852	44.15	1,707	1.20
275 Madakasira	1,47,887	K. Sudhakar	INC	70,657	47.78	K. Eranna	TDP	60,242	40.74	10,415	7.04
276 Hindupur	1,43,664	P. Abdul Ghani	TDP	45,506	31.68	B. Naveen Nischal	IND	36,742	25.57	8,764	6.10
277 Penukonda	1,52,382	B. K. Partha Sarathi	TDP	68,400	44.89	K. T. Sreedhar	INC	54,015	35.45	14,385	9.44
278 Puttaparthi	1,37,276	Palle Raghunatha Reddy	TDP	59,356	43.24	Kadapala Mohan Reddy	INC	58,335	42.49	1,021	0.74
279 Dharmavaram	1,48,737	Kethireddy Venkata Rami Reddy	INC	61,260	41.19	G. Suryanaryana	IND	42,088	28.30	19,172	12.89
280 Kadiri	1,54,935	Kandikunta Venkata Prasad	TDP	72,308	46.67	Battala Venkataramana	INC	57,331	37.00	14,977	9.67
281 Thamballapalle	1,45,692	Anipreddi Venkata Praveen Kumar Reddy	TDP	46,653	32.02	Gullolla Shankar	INC	43,695	29.99	2,958	2.03
282 Pileru	1,50,774	Nallari Kiran Kumar Reddy	INC	53,905	35.75	Imtiyaz Ahmed Shaik	TDP	44,773	29.70	9,132	6.06
283 Madanapalle	1,37,738	M. Shajahan Basha (Jaha)	INC	53,456	38.81	R. Krishna Sagar Reddy	TDP	42,584	30.92	10,872	7.89
284 Punganur	1,62,821	Peddireddy Rama Chandra Reddy	INC	84,083	51.64	M. Venkata Ramana Raju	TDP	43,356	26.63	40,727	25.01

STATEMENT SHOWING THE CONSTITUENCY-WISE VOTES SECURED BY THE ELECTED CANDIDATES OVER THEIR NEAREST RIVAL CANDIDATES WITH PARTY AFFILIATION AND MARGIN OF VOTES IN GENERAL ELECTIONS TO APLA, 2009

Assembly Constituency No. & Name	Total Valid Votes	Name of the Elected Candidates	Party	Valid Votes Secured	% of Votes Secured	Name of the Nearest Rival Candidate	Party	Valid Votes Secured	% of Votes Secured	Margin of Votes	% of Margin
1	2	3	4	5	6	7	8	9	10	11	12
285 Chandragiri	1,70,871	Aruna Kumari Galla	INC	71,942	42.10	R.K. Roja	TDP	60,962	35.68	10,980	6.43
286 Tirupati	1,27,627	Konidala Chiranjeevi	PRAP	56,309	44.12	Karunakar Reddy Bhumana	INC	40,379	31.64	15,930	12.48
287 Srikalahasti	1,63,129	Gopala Krishna Reddy Bojjala	TDP	70,707	43.34	S. C. V. Naidu	INC	56,244	35.70	12,463	7.64
288 Satyaveedu	1,42,184	H. Hemalatha	TDP	65,471	46.05	Kalathuru Narayanaswamy	INC	55,780	39.23	9,691	6.82
289 Nagari	1,40,363	Gali Muddukrishnama Naidu	TDP	60,849	43.35	Chenga Reddy Reddyvari	INC	59,541	42.42	1,308	0.93
290 Gangadhara nellore	1,36,442	Kuthuhalam Gummadi	INC	62,249	45.62	Gandhi	TDP	51,423	37.69	10,826	7.93
291 Chittoor	1,27,000	C. K. Jayachandra Reddy @ C. K. Babu	INC	46,094	36.29	Arani Srinivasulu J.M.C.	PRAP	44,384	34.95	1,710	1.35
292 Puthalapattu	1,51,757	Dr. P. Ravi	INC	64,484	42.49	L. Lalitha Kumari	TDP	63,533	41.86	951	0.63
293 Palamaner	1,73,044	Amaranatha Reddy. N	TDP	79,977	46.22	Reddeppa Reddy. R.	INC	64,429	37.23	15,548	8.98
294 Kuppam	1,45,287	Nara Chandrababu Naidu	TDP	89,952	61.91	M. Subramanyam Reddy	INC	43,886	30.21	46,066	31.71
Total	4,20,58,446			1,72,43,593	41.00			1,40,71,611			

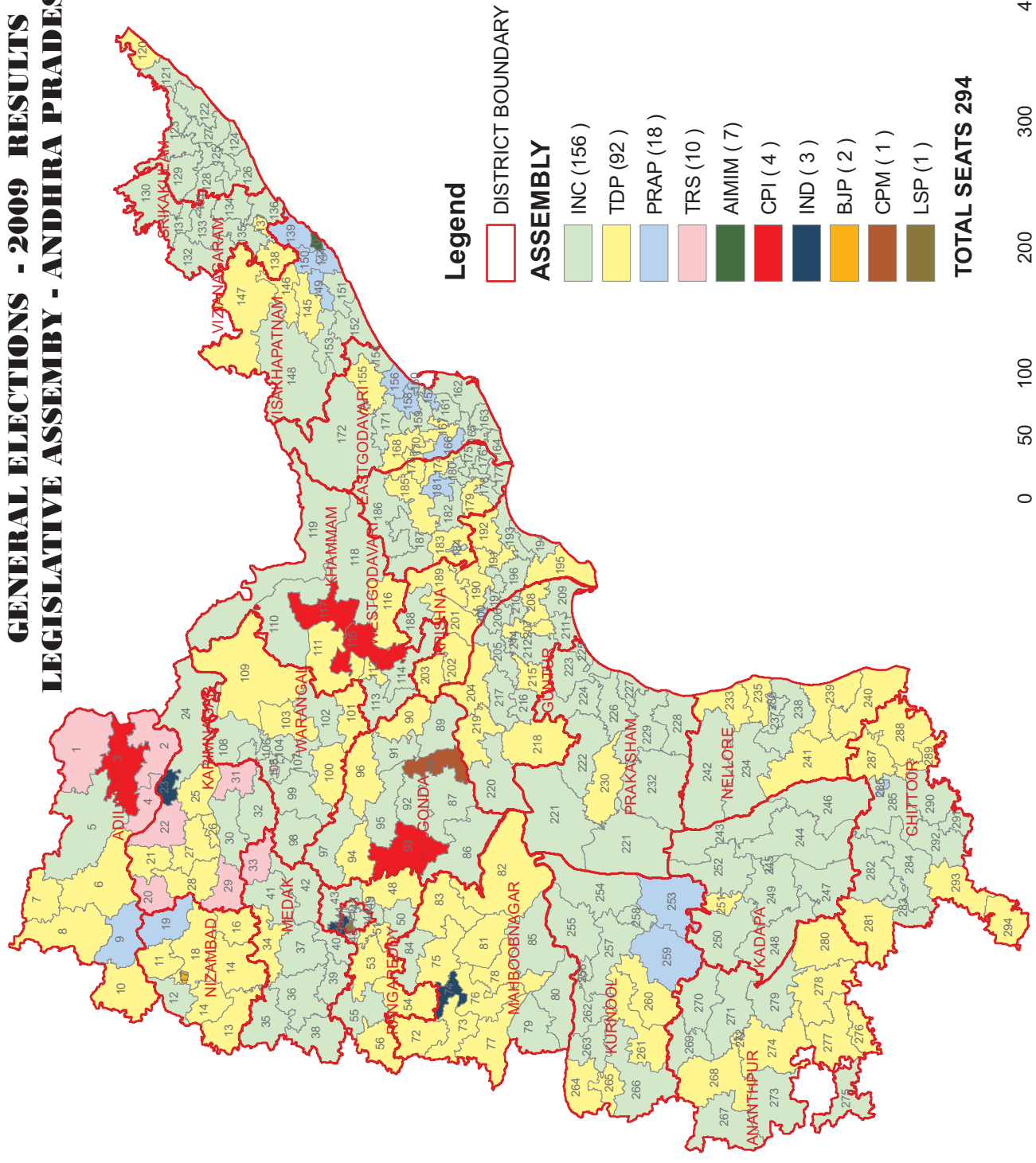
STATEMENT SHOWING THE NUMBER OF SEATS CONTESTED / WON, VALID VOTES SECURED AND PERCENTAGE THEREOF BY EACH POLITICAL PARTY IN GENERAL ELECTIONS TO APLA, 2009

Total valid votes polled: 4,20,58,446

Sl. No.	Party Name	Votes Polled	Seats Contested	Percentage of votes secured to total valid votes	No. of seats won
1	Ajeya Bharat Party	2,380	6	0.01	0
2	Akhil Bharatiya Jan Sangh	514	2	0.00	0
3	All India Forward Block	110	1	0.00	0
4	All India Majlis-E-Ittehadul Muslimeen	3,49,896	8	0.83	7
5	Ambedkar National Congress	3,832	7	0.01	0
6	Andhra Pradesh Navodaya Praja Party	274	1	0.00	0
7	B.C.United Front	5,523	11	0.01	0
8	Bahujan Samaj Party	4,41,917	270	1.05	0
9	Bahujan Samaj Party(Ambedkar-Phule)	8,104	12	0.02	0
10	Bharateeya Sadharma Samsthapana Party	31,677	47	0.08	0
11	Bharatiya Jan Shakti	1,248	6	0.00	0
12	Bharatiya Janata Party	11,92,814	271	2.84	2
13	Communist Party of India	5,14,682	14	1.22	4
14	Communist Party of India (Marxist)	6,03,407	18	1.43	1
15	Communist Party of India (Marxist-Leninist)(Liberation)	10,179	18	0.02	0
16	Dalita Bahujana Party	1,702	3	0.00	0
17	Great India Party	3,365	5	0.01	0
18	Independent	19,20,298	1403	4.57	3
19	Indian Justice Party	4,017	2	0.01	0
20	Indian National Congress	1,53,74,448	294	36.55	156
21	Jai Maha Bharath Party	722	3	0.00	0
22	Janata Dal (Secular)	1,039	2	0.00	0
23	Janata Dal (United)	3,977	13	0.01	0
24	Kranti Kari Jai Hind Sena	130	1	0.00	0
25	Lok Satta Party	7,39,627	246	1.76	1
26	Majlis Bachao Tahreek	48,721	2	0.12	0
27	Mana Party	26,475	4	0.06	0
28	Marxist Communist Party of India (S.S.Srivastava)	13,257	17	0.03	0
29	Muslim League Kerala State Committee	546	2	0.00	0
30	Praja Bharath Party	746	1	0.00	0
31	Praja Party	6,281	11	0.01	0
32	Praja Rajyam Party	68,63,509	288	16.32	18
33	Praja Shanthi Party	4,397	11	0.01	0
34	Pyramid Party of India	1,91,739	187	0.46	0
35	Rajyadhikara Party	7,805	15	0.02	0
36	Rashtriya Janata Dal	28,776	26	0.07	0
37	Rashtriya Krantikari Samajwadi Party	13,474	24	0.03	0
38	Rashtriya Praja Congress (Secular)	565	2	0.00	0
39	Rayalaseema Rastra Samithi	350	1	0.00	0
40	Republican Party of India	4,926	5	0.01	0
41	Republican Party of India (A)	6,630	11	0.02	0
42	Republican Party of India (Khobragade)	670	2	0.00	0
43	Revolutionary Socialist Party	283	1	0.00	0
44	Samajwadi Janata Party (Rashtriya)	196	1	0.00	0
45	Samajwadi Party	13,008	17	0.03	0
46	Samata Party	4,862	4	0.01	0
47	Shiv Sena	2,322	4	0.01	0
48	Telangana Rashtra Samithi	16,78,906	45	3.99	10
49	Telugu Desam	1,18,26,457	225	28.12	92
50	Trilinga Praja Pragati Party	97,478	84	0.23	0
51	United Women Front	185	1	0.00	0
	Total	4,20,58,446	3655	100.00	294


CONTESTED		WON	
SC	975	SC	48
ST	216	ST	20
GEN	2464	GEN	226
MEN	3357	MEN	260
WOMEN	298	WOMEN	34

GENERAL ELECTIONS - 2009 RESULTS LEGISLATIVE ASSEMBLY - ANDHRA PRADESH

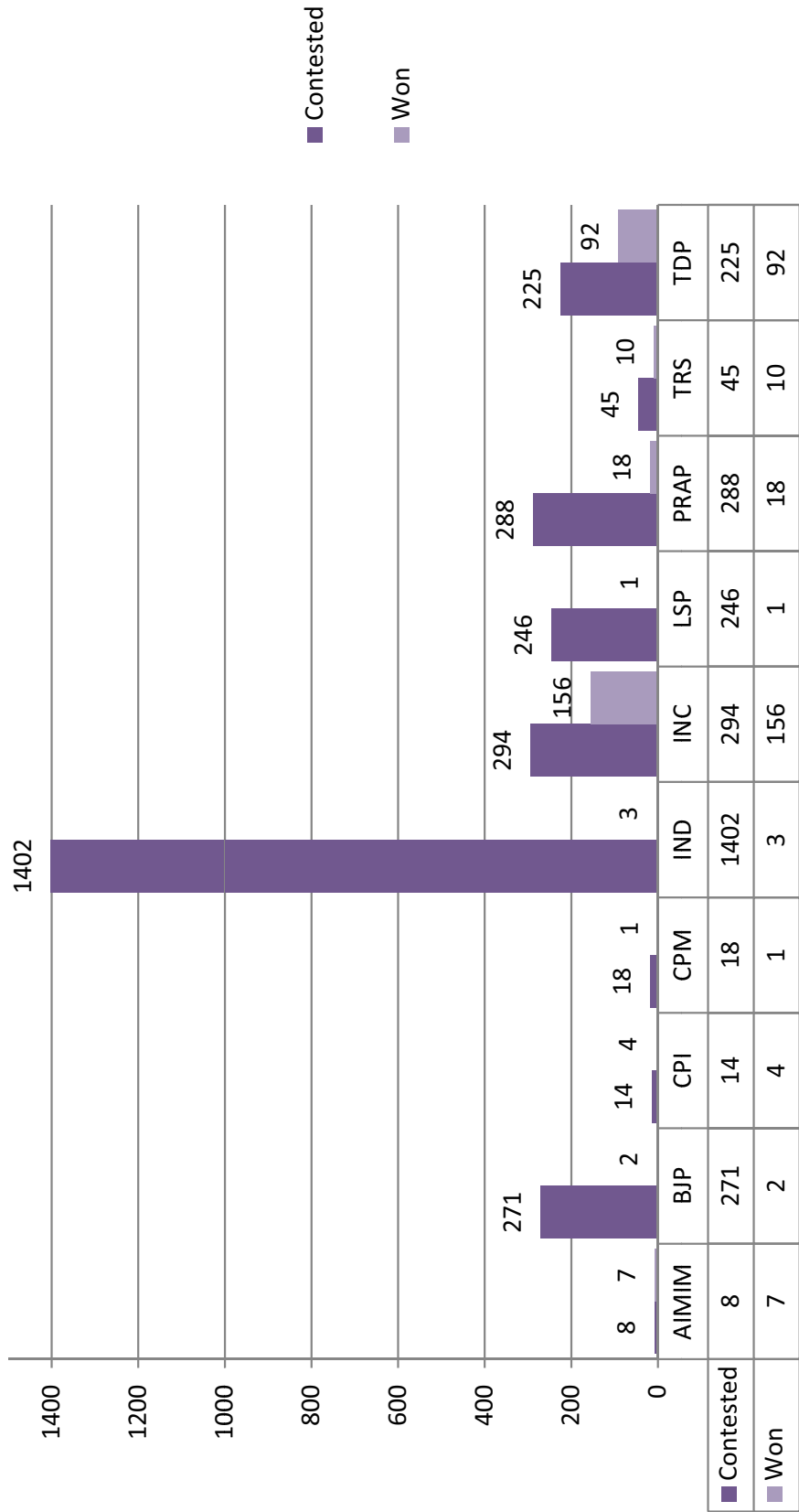


- Legend**
- DISTRICT BOUNDARY
 - ASSEMBLY**
 - INC (156)
 - TDP (92)
 - PRAP (18)
 - TRS (10)
 - AIMIM (7)
 - CPI (4)
 - IND (3)
 - BJP (2)
 - CPM (1)
 - LSP (1)

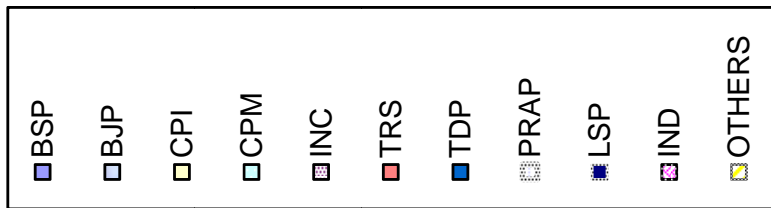
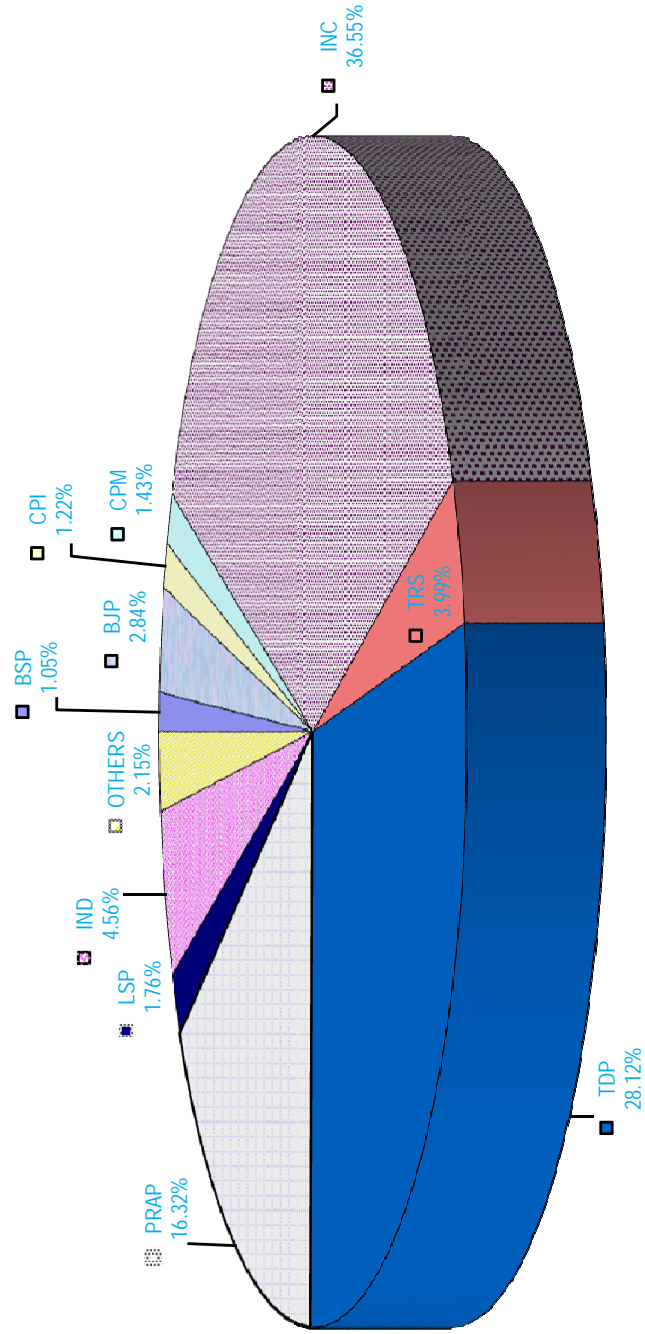
TOTAL SEATS 294



PARTY-WISE CANDIDATES CONTESTED AND WON IN GENERAL ELECTIONS TO APLA, 2009



PARTY-WISE PERCENTAGE OF VOTES POLLED IN GENERAL ELECTIONS TO APLA, 2009



LIST OF ELECTED CANDIDATES TO A.P.LEGISLATIVE ASSEMBLY, GENERAL ELECTIONS - 2009

A.C. No. & Name	Name of the Elected Candidate	Party Affiliation	Address	
1	SIRPUR	KAVETI SAMMAIAH	TELANGANA RASHTRA SAMITHI	H.NO. 2-7-268, SPM OLD COLONY, KAGAZ NAGAR TOWN & MANDAL, ADILABAD DIST. (AP)
2	CHENNUR (SC)	NALLALA ODELU	TELANGANA RASHTRA SAMITHI	H.NO. 72-37, MANDAMARRI, MANDAMARRI, ADILABAD DIST.
3	BELLAMPALLI (SC)	GUNDA MALLESH	COMMUNIST PARTY OF INDIA	H.NO. 12-2-29, MOHD. KHASIM BASTI, BELLAMPALLI, ADILABAD DISTRICT
4	MANCHERIAL	ARAVINDA REDDY GADDAM	TELANGANA RASHTRA SAMITHI	H.NO. 7-398, GANGAREDDY ROAD, MANCHERIAL, ADILABAD DIST.
5	ASIFABAD (ST)	ATHRAM SAKKU	INDIAN NATIONAL CONGRESS	LAXMIPUR (V), GINNEDHARI (POST), TIRYANI MANDAL, ADILABAD DIST.
6	KHANAPUR (ST)	SUMAN RATHOD	TELOGU DESAM	H.NO. 2-88, SEVADASNAGAR, UTNOOR , ADILABAD DIST
7	ADILABAD	JOGU RAMANNA	TELOGU DESAM	H.NO. 2-26, DEEPAIGUDA VILLAGE, JAINATH MANDAL, ADILABAD DISTRICT
8	BOATH (ST)	GODAM NAGESH	TELOGU DESAM	H.NO. 1-124, JATHARLA VILLAGE, BAZAR HATHNOOR MANDAL, ADILABAD DISTRICT
9	NIRMAL	ALLETI MAHESHWAR REDDY	PRAJA RAJYAM PARTY	H.NO. 5-7-37, GUNJBAKSH, GAJULPET, NIRMAL TOWN, ADILABAD DIST.
10	MUDHOLE	VENUGOPALA CHARY. S	TELOGU DESAM	H.NO. 2-3-573, JUMERATPET, NIRMAL, ADILABAD DIST.
11	ARMUR	ANNAPURNA ALETI	TELOGU DESAM	H.NO. 8-70, CHOUTPALLY VILLAGE, KAMMARPALLY MANDAL, NIZAMABAD DISTRICT
12	BODHAN	SUDERSHAN REDDY	INDIAN NATIONAL CONGRESS	H.NO. 1-83, SIRANPALLY (V), NAVIPET MANDAL, NIZAMABAD DISTRICT
13	JUKKAL (SC)	HANMANATH SHINDE	TELOGU DESAM	H.NO. 2-25, DOANGAON VILLAGE, JUKKAL MANDAL, NIZAMABAD DISTRICT
14	BANSWADA	POCHARAM SRINIVAS REDDY (PARIGE)	TELOGU DESAM	H.NO.1-12, POCHARAM OLD VILLAGE, IBRAHIMPET POST, BANSWADA MANDAL, NIZAMABAD DIST.,
15	YELLAREDDY	EANUGU RAVINDER REDDY	TELANGANA RASHTRA SAMITHI	H.NO. 1-55, ERRAPAHAD VILLAGE, TADWAI MANDAL, NIZAMABAD DISTRICT
16	KAMAREDDY	GAMPA GOVARDHAN	TELOGU DESAM	H.NO.1-101, PERKA WADA, MUNNUR KAPU WADA, BASWAPUR VILLAGE, BHIKNOOR MANDAL, NIZAMABAD DISTRICT
17	NIZAMABAD (URBAN)	ENDALA LAKSHMI NARAYANA	BHARATIYA JANATA PARTY	H.NO.5-11-73/1, STREET:YELLAMAGUTTA, NIZAMABAD TOWN
18	NIZAMABAD (RURAL)	MANDAVA VENKATESHWARA RAO	TELOGU DESAM	H.NO. 6-71, DHARMARAM (B) VILLAGE, DICHPALLI MANDAL, NIZAMABAD DISTRICT
19	BALKONDA	ANIL KUMAR ERAVATHRI	PRAJA RAJYAM PARTY	H.NO. 3-92, KISAN NAGAR VILLAGE, BALKONDA MANDAL, NIZAMABAD DISTRICT
20	KORATLA	KALVAKUNTLA VIDYASAGAR RAO	TELANGANA RASHTRA SAMITHI	H.NO. 2-1-426, NEAR NEW BUS STAND, METPALLI
21	JAGTIAL	L. RAMANA	TELOGU DESAM	H.NO.1-5-50/2, ARAVIND NAGAR, JAGTIAL
22	DHARMAPURI (SC)	ESHWAR KOPPULA	TELANGANA RASHTRA SAMITHI	H. NO. 20-1-225, BUS STAND COLONY, GODAVARIKHANI, KARIMNAGAR DISTRICT
23	RAMAGUNDAM	SOMARAPU SATHYANARAYANA	INDEPENDENT	H.NO.21-4-82, 14-INDUSTRIAL AREA, FERTILIZER CITY, GODAVARIKHANI, KARIMNAGAR DISTRICT
24	MANTHANI	DUDDILLA SRIDHAR BABU	INDIAN NATIONAL CONGRESS	H.NO.1-10, DHANWADA VILLAGE, KATARAM MANDAL, KARIMNAGAR DISTRICT

LIST OF ELECTED CANDIDATES TO A.P.LEGISLATIVE ASSEMBLY, GENERAL ELECTIONS - 2009

A.C. No. & Name	Name of the Elected Candidate	Party Affiliation	Address	
25	PEDDAPALLE	CHINTHAKUNTA VIJAYA RAMANA RAO	TELUGU DESAM	H.NO.1-61/B, SHIVAPALLI VILLAGE, ELIGAID MANDAL, KARIMNAGAR DISTRICT
26	KARIMNAGAR	GANGULA KAMALAKAR	TELUGU DESAM	H.NO.3-1205 (OLD), 3-1-227 (NEW), CHRISTIAN COLONY, KARIMNAGAR
27	CHOPPADANDI (SC)	SUDDALA DEVAIAH	TELUGU DESAM	BHALVANTHAPUR VILLAGE, MALLIAL MANDAL, KARIMNAGAR DISTRICT
28	VEMULAWADA	RAMESH CHENNAMANENI	TELUGU DESAM	H.NO.7-5-126, OLD URBAN COLONY, KORUTLA ROAD, VEMULAWADA MANDAL, KARIMNAGAR DISTRICT
29	SIRCILLA	KALVAKUNTLA TARAKA RAMARAO	TELANGANA RASHTRA SAMITHI	H.NO. 8-2-120/110/1/3, NANDINAGAR, ROAD NO. 14, BANJARAHILLS, HYDERABAD -34
30	MANAKONDUR (SC)	AREPALLY MOHAN	INDIAN NATIONAL CONGRESS	H.NO.5-78, MANAKONDUR VILLAGE AND MANDAL, KARIMNAGAR DISTRICT
31	HUZURABAD	EATALA RAJENDER	TELANGANA RASHTRA SAMITHI	H.NO.9-78/1, KAMALAPUR VILLAGE & MANDAL, KARIMNAGAR DISTRICT
32	HUSNABAD	ALIGIREDDY PRAVEEN REDDY	INDIAN NATIONAL CONGRESS	H.NO.9-24, MULKANOUR VILLAGE, BHEEMDEVARAPALLI MANDAL, KARIMNAGAR DISTRICT
33	SIDDIPET	THANEERU HARISH RAO	TELANGANA RASHTRA SAMITHI	H.NO.11-1-59/B, BHARATHNAGAR, SIDDIPET
34	MEDAK	MYNAMPALLY HANMANTH RAO	TELUGU DESAM	KORVIPALLY VILLAGE, SHANKARAMPET-(R) MANDAL, MEDAK DISTRICT.
35	NARAYANKHED	PATLOLLA KISTA REDDY	INDIAN NATIONAL CONGRESS	PANCHAGAON (V), NARAYANKHED (M), MEDAK DIST.
36	ANDOLE (SC)	C. DAMODAR RAJA NARSIMHA	INDIAN NATIONAL CONGRESS	H.NO.8-90, HOUSING BOARD COLONY, JOGIPET, MEDAK DISTRICT
37	NARSAPUR	VAAKITI SUNITHA LAXMA REDDY	INDIAN NATIONAL CONGRESS	H.NO.2-14, GOMARAM (V), SHIVAMPET (M)
38	ZAHIRABAD (SC)	DR. J. GEETA	INDIAN NATIONAL CONGRESS	H.NO.10-1-5/L, NEW CLUB LINE, WEST MAREDPALLEY, NEHRU NAGAR, SECUNDERABAD
39	SANGAREDDY	JAYA PRAKASH REDDY .T	INDIAN NATIONAL CONGRESS	H.NO.2-6-131, RAM NAGAR, SANGAREDDY, MEDAK DISTRICT
40	PATANCHERU	T. NANDEESHWAR GOUD	INDIAN NATIONAL CONGRESS	H.NO.3-326, GOUTAMNAGAR, PATANCHERU MANDAL, MEDAK DISTRICT
41	DUBBAK	CHERUKU MUTHYAM REDDY	INDIAN NATIONAL CONGRESS	H.NO.2-45/A, THUKKAPUR VILLAGE, THOGUTA MANDAL, MEDAK DIST.
42	GAJWEL	TUMKUNTA NARSA REDDY	INDIAN NATIONAL CONGRESS	H.NO.2-56, WARGAL VILLAGE AND MANDAL, MEDAK DISTRICT
43	MEDCHAL	KICHANNAGARI LAXMA REDDY (KLR)	INDIAN NATIONAL CONGRESS	2-9, MASANIGUDA (V), SHANKERPALLY(M), RANGA REDDY DISTRICT
44	MALKAJGIRI	A.RAJENDER	INDIAN NATIONAL CONGRESS	25-40/32/3/3A, SRI RAMACHANDRA ENCLAVE, EAST ANAND BAGH, MALKAJGIRI, RANGA REDDY DISTRICT.
45	QUTHBULLAPUR	KUNA SRISAILAM GOUD	INDEPENDENT	H.NO.4-32-260, NLB NAGAR, SHAPUR NAGAR, IDA JEEDIMETLA, RANGA REDDY DISTRICT
46	KUKATPALLE	DR.JAYA PRAKASH NARAYAN	LOK SATTA PARTY	8-2-120/112/A/102, BANJARA HILLS, HYDERABAD.
47	UPPAL	BANDARI RAJI REDDY	INDIAN NATIONAL CONGRESS	4-7-102/22/23, HABSIGUDA, HYDERABAD-7
48	IBRAHIMPATNAM	MANCHIREDDY KISHAN REDDY	TELUGU DESAM	H. NO. 2-115, ELIMINEDU VILLAGE, IBRAHIMPATAN MANDAL, RANGA REDDY DISTRICT
49	LAL BAHADUR NAGAR	SUDHEER REDDY DEVIREDDY	INDIAN NATIONAL CONGRESS	6-3-560, III RD FLOOR, SACHIVALAYA NAGAR, VANASTALIPURAM, RANGA REDDY DISTRICT
50	MAHESWARAM	PATLOLLA SABITHA	INDIAN NATIONAL CONGRESS	2-26, KOWKUNTLA (V), CHEVELLA (M), RANGA REDDY DISTRICT

LIST OF ELECTED CANDIDATES TO A.P.LEGISLATIVE ASSEMBLY, GENERAL ELECTIONS - 2009

A.C. No. & Name	Name of the Elected Candidate	Party Affiliation	Address	
51	RAJENDRANAGAR	T.PRAKASH GOUD	TELUGU DESAM	8-5-121, DURGA NAGAR, MAILARDEVPALLY (V), RAJENDRANAGAR (M), RANGA REDDY DISTRICT.
52	SERILINGAMPALLY	BIKSHAPATHI YADAV.M	INDIAN NATIONAL CONGRESS	1-59/15, KONDAPUR, MASID BANDA, SERILINGAMPALLY (M), RANGA REDDY DISTRICT
53	CHEVELLA (SC)	K.S.RATNAM	TELUGU DESAM	H.NO.4-90, KETHI REDDYPALLY (V), MOINABAD (M), RANGA REDDY DISTRICT
54	PARGI	KOPPULA HARISHWAR REDDY	TELUGU DESAM	10-12, BHARPET, PARGI, RANGA REDDY DISTRICT.
55	VICARABAD (SC)	G.PRASAD KUMAR	INDIAN NATIONAL CONGRESS	3-81/1, MARPALLY (V) & (M), RANGA REDDY DISTRICT.
56	TANDUR	P.MAHENDER REDDY	TELUGU DESAM	3-1-244, YASHODANAGAR, TANDUR-501141, RANGA REDDY DISTRICT
57	MUSHEERABAD	T. MANEMMA	INDIAN NATIONAL CONGRESS	8-2-293/82/L/249/A, MLA'S COLONY, BANJARA HILLS, HYDERABAD
58	MALAKPET	AHMED BIN ABDULLAH BALALA @ AHMED BALALA	ALL INDIA MAJLIS-E-ITTEHADUL MUSLIMEEN	D.NO.22-6-270, MACHILI KAMAN, HYDERABAD
59	AMBERPET	G. KISHAN REDDY	BHARATIYA JANATA PARTY	H.NO.3-4-859/105, MOTI APARTMENT, BARKATPURA, HYDERABAD-500027
60	KHAIRATABAD	DANAM NAGENDER	INDIAN NATIONAL CONGRESS	H.NO.8-2-387/8/1, ROAD NO.3, BANJARA HILLS, HYDERABAD
61	JUBILEE HILLS	P. VISHNUVARDHAN REDDY	INDIAN NATIONAL CONGRESS	1-2-412/10, INDIRA NILAYAM, GAGAN MAHAL COLONY, DOMALGUDA, HYDERABAD
62	SANATHNAGAR	MARRI SHASHIDHAR REDDY	INDIAN NATIONAL CONGRESS	H.NO.12-5-28, LALAGUDA, SECUNDERABAD-500 017
63	NAMPALLY	MOHD. VIRASAT RASOOL KHAN	ALL INDIA MAJLIS-E-ITTEHADUL MUSLIMEEN	H.NO.10-3-300/A, HUMAYUNNAGAR, HYDERABAD
64	KARWAN	MOHD. MUQTADA KHAN	ALL INDIA MAJLIS-E-ITTEHADUL MUSLIMEEN	8-1-22/1/L, VIRATNAGAR, TOLICHOKI, HYDERABAD
65	GOSHAMAHAL	M.MUKESH GOUD	INDIAN NATIONAL CONGRESS	4-1-692, JAMBAGH, HYDERABAD-1
66	CHARMINAR	SYED AHMED PASHA QUADRI	ALL INDIA MAJLIS-E-ITTEHADUL MUSLIMEEN	19-5-16/2/1, BAHADURPURA, HYDERABAD
67	CHANDRAYANGUTA	AKBARUDDIN OWAIISI	ALL INDIA MAJLIS-E-ITTEHADUL MUSLIMEEN	H.NO.8-2-686/B/A, ROAD NO.12, BANJARA HILLS, HYDERABAD
68	YAKUTPURA	MUMTAZ AHMED KHAN	ALL INDIA MAJLIS-E-ITTEHADUL MUSLIMEEN	H.NO. 20-4-104/7, PANCH MOHALLA, CHARMINAR, HYDERABAD
69	BAHADURPURA	MOHD. MOAZAM KHAN	ALL INDIA MAJLIS-E-ITTEHADUL MUSLIMEEN	10-289/41,SHANTI NAGAR, HYDERABAD
70	SECUNDERABAD	JAYASUDHA KAPOOR	INDIAN NATIONAL CONGRESS	2-55/H/8-802, FLAT NO. 802, 9TH FLOOR, 8TH BLOCK, HILL RIDGE SPRINGS, GACHI BOWLI, SERILINGAMPALLY(M), RR DIST
71	SECUNDERABAD CANTT. (SC)	DR. P SHANKER RAO	INDIAN NATIONAL CONGRESS	18-394/2/C, NETAJI NAGAR, SHADNAGAR, MAHABUBNAGAR DIST.
72	KODANGAL	ANUMULA REVANTH REDDY	TELUGU DESAM	H.NO.3-48, KONDAREDDY PALLY, VANGOOR (M), MAHABUBNAGAR DIST.
73	NARAYANPET	YELKOTI YELLA REDDY	TELUGU DESAM	H.NO.16-93, UTKOOR VILLAGE AND MANDAL, MAHABUBNAGAR DISTRICT
74	MAHBUBNAGAR	N.RAJESHWAR REDDY	INDEPENDENT	H.NO.1-3-160/15, RAJENDRANAGAR, MAHABUBNAGAR.
75	JADCHERLA	M.CHANDRA SHEKAR	TELUGU DESAM	H.NO.6-25, PEDDACHINTAKUNTA VILLAGE, DHANWADA MANDAL, MAHABUBNAGAR DIST.
76	DEVARKADRA	SEETHA DAYAKAR REDDY	TELUGU DESAM	WADDEMAN VILLAGE, C.C.KUNTA MANDAL, MAHABUBNAGAR DIST.
77	MAKTHAL	K.DAYAKAR REDDY	TELUGU DESAM	H.NO 1-3/2, KUMARLINGAMPALLY, NARWA MANDAL, MAHABUBNAGAR DISTRICT

LIST OF ELECTED CANDIDATES TO A.P.LEGISLATIVE ASSEMBLY, GENERAL ELECTIONS - 2009

A.C. No. & Name	Name of the Elected Candidate	Party Affiliation	Address	
78	WANAPARTHY	RAVULA CHANDRA SEKAR REDDY	TELUGU DESAM	1-84/3, KANAIPALLY VILLAGE, KOTHAKOTA MANDAL
79	GADWAL	ARUNA D.K	INDIAN NATIONAL CONGRESS	H.NO.2-2-20, RAJAVEEDI, GADWAL, MAHABUBNAGAR DISTRICT
80	ALAMPUR (SC)	ABRAHAM.V.M.	INDIAN NATIONAL CONGRESS	H.NO.97/1, VALLUR VILLAGE, ITIKYAL MANDAL, MAHABUBNAGAR DIST.
81	NAGARKURNOOL	DR. NAGAM JANARDHAN REDDY	TELUGU DESAM	H.NO.2-36, NAGAPUR (V), GOPALPET (M), MAHABUBNAGAR DIST.
82	ACHAMPET (SC)	P.RAMULU	TELUGU DESAM	H.NO.19-100, ACHAMPET VILLAGE & MANDAL, MAHABUBNAGAR DISTRICT
83	KALWAKURTHY	G.JAIPAL YADAV	TELUGU DESAM	H.NO.1-22/4, CHELLAMPALLY VILLAGE, TALAKONDAPALLY MANDAL
84	SHADNAGAR	CHOWLAPALLY PRATAP REDDY	INDIAN NATIONAL CONGRESS	H.NO.1-41/1, DOOSAKAL VILLAGE, FAROQNAGAR MANDAL, MAHABUBNAGAR DISTRICT
85	KOLLAPUR	JUPALLY KRISHNA RAO	INDIAN NATIONAL CONGRESS	H.NO.1-8-45/1, KOLLAPUR (V & M), MAHABUBNAGAR DISTRICT
86	DEVARAKONDA (ST)	BALU NAIK NENAVATH	INDIAN NATIONAL CONGRESS	H.NO.4-31, SURYATHANDA, H/O MUDIGONDA VILLAGE, DEVARAKONDA MANDAL, NALGONDA DIST.
87	NAGARJUNA SAGAR	KUNDURU JANA REDDY	INDIAN NATIONAL CONGRESS	H.NO.8-2-293/C2/J-III/564-A-38, ROAD NO.92, VIA (ROAD NO.12, BANJARAHILLS) JUBLIHILLS, HYDERABAD-500033
88	MIRYALAGUDA	JULAKANTI RANGA REDDY	COMMUNIST PARTY OF INDIA (MARXIST)	H.NO.EE/QC 83, NSP CAMP COLONY, MIRYALGUDA, NALGONDA DISTRICT
89	HUZURNAGAR	NALAMADA UTTAM KUMAR REDDY	INDIAN NATIONAL CONGRESS	H.NO.3-199, NAYA NAGAR, KODAD-508206, NALGONDA DISTRICT
90	KODAD	CHANDER RAO VENEPALLI	TELUGU DESAM	H.NO.3-237/A, SRINAGAR COLONY, NAYAN NAGAR, KODAD-508206,NALGONDA DIST.
91	SURYAPET	R.DAMODAR REDDY	INDIAN NATIONAL CONGRESS	H.NO.1-6-141/18/A4/1, SURYAPET, NALGONDA DISTRICT
92	NALGONDA	KOMATIREDDY VENKAT REDDY	INDIAN NATIONAL CONGRESS	H.NO.6-2-842, MEERBAGH COLONY, HYDERABAD ROAD, NALGONDA
93	MUNUGODE	VUJJINI YADAGIRI RAO	COMMUNIST PARTY OF INDIA	G.GOURARAM VILLAGE, CHINTHAPALLI MANDAL, NALGONDA DIST.
94	BHONGIR	ALIMINETI UMA MADHAVA REDDY	TELUGU DESAM	1-72, VARKATPALLY VILLAGE, VALIGONDA MANDAL, NALGONDA DISTRICT
95	NAKREKAL (SC)	CHIRUMARTHY LINGAIAH	INDIAN NATIONAL CONGRESS	H.NO.4-132, B.VELLAMULA, NARKETPALLY MANDAL, NALGONDA DISTRICT
96	THUNGATHURTHI (SC)	MOTHUKUPALLY NARSIMHULU	TELUGU DESAM	H.NO.2-87, PARUPALLY VILLAGE, RAJAPET MANDAL, NALGONDA DISTRICT
97	ALAIR	BUDIDA BIKSHAMIAH	INDIAN NATIONAL CONGRESS	H.NO.3-69, PARUPALLY VILLAGE, GUNDALA MANDAL, NALGONDA DISTRICT
98	JANGAON	PONNALA LAKSHMAIAH	INDIAN NATIONAL CONGRESS	H. NO. 2-5-28, OPP. HEAD POST OFFICE, RAM NAGAR, HANAMKONDA
99	GHANPUR (STATION) (SC)	RAJAJIAH THATIKONDA	INDIAN NATIONAL CONGRESS	H. NO.10-4, RCM CHURCH ROAD, GHANPUR(STN) VILLAGE & MANDAL, WARANGAL DISTRICT
100	PALAKURTHI	ERRABELLI DAYAKAR RAO	TELUGU DESAM	PARVATHAGIRI VILLAGE & MANDAL, WARANGAL DISTRICT
101	DORNAKAL (ST)	SATYAVATHI RATHOD	TELUGU DESAM	H. NO. 7-57 B, PEDDA THANDA, GUNDRATHIMADUGU VILLAGE, KURAVI MANDAL, WARANGAL DISTRICT

LIST OF ELECTED CANDIDATES TO A.P.LEGISLATIVE ASSEMBLY, GENERAL ELECTIONS - 2009

A.C. No. & Name	Name of the Elected Candidate	Party Affiliation	Address	
102	MAHABUBABAD (ST)	KAVITHA MALOTH	INDIAN NATIONAL CONGRESS	H.NO. 2-1-47/6/C, MAHABUBABAD VILLAGE & MANDAL, WARANGAL DISTRICT
103	NARSAMPET	PRAKASH REDDY REVURI	TELUGU DESAM	H. NO. 1-82, KESHAVAPUR VILLAGE, DUGGONDI MANDAL, WARANGAL DISTRICT
104	PARKAL	KONDA SUREKHA	INDIAN NATIONAL CONGRESS	H.NO. 1-2, VANCHANAGIRI POST, GEESUGONDA (M), WARANGAL DISTRICT
105	WARANGAL WEST	DASYAM VINAYA BHASKER	TELANGANA RASHTRA SAMITHI	H. NO. 2-8-173, WADDEPALLI, HANAMKONDA, WARANGAL DISTRICT
106	WARANGAL EAST	BASWARAJU SARAIAH	INDIAN NATIONAL CONGRESS	H. NO. 14-1-265, MATTEWADA, WARANGAL
107	WARDHANAPET (SC)	KONDETI SRIDHAR	INDIAN NATIONAL CONGRESS	WARDHANNAPET VILLAGE & MANDAL, WARANGAL DISTRICT
108	BHUPALPALLE	GANDRA VENKATA RAMANA REDDY	INDIAN NATIONAL CONGRESS	H.NO. 6-2-293/1, PINJARLA STREET, HANAMKONDA (V) & (M), WARANGAL DIST.
109	MULUG (ST)	ANASUYA DANSARI	TELUGU DESAM	H. NO. 1-83, JAGGANNAPET VILLAGE, MULUG MANDAL, WARANGAL DISTRICT
110	PINAPAKA (ST)	REGA KANTHA RAO	INDIAN NATIONAL CONGRESS	H.NO. 1-115, SAMATH BHATTUPALLI, KARAKAGUDEM (POST), PINAPAKA MANDAL, KHAMMAM DISTRICT,
111	YELLANDU (ST)	ABBIAH VOOKE	TELUGU DESAM	H.NO 5-28, HANUMANTHULAPADU VILLAGE, SUDHIMALLA, YELLANDU MANDAL, KHAMMAM DIST.
112	KHAMMAM	THUMMALA NAGESWARA RAO	TELUGU DESAM	H.NO. 2-57, GANDUGULAPALLI VILLAGE & POST, VIA SATHUPALLI, DHAMMAPETA MANDAL, KHAMMAM DIST.
113	PALAIR	VENKATA REDDY RAMREDDY	INDIAN NATIONAL CONGRESS	H.NO.1-82, PATHALINGALA (V&P), VIA KAREPALLI, KAMEPALLI (M), KHAMMAM DIST.
114	MADHIRA (SC)	BHATTI VIKRAMARKA MALLU	INDIAN NATIONAL CONGRESS	D.NO.1-835, SUNDARAIH NAGAR, MADHIRA, KHAMMAM DISTRICT
115	WYRA (ST)	CHANDRAVATHI BANOTH	COMMUNIST PARTY OF INDIA	H.NO.5-102, PEDA THANDA (V), KHAMMAM RURAL
116	SATHUPALLE (SC)	SANDRA VENKATA VEERAIH	TELUGU DESAM	RAJUPETA VILLAGE, KUSUMANCHI MANDAL, KHAMMAM DISTRICT
117	KOTHAGUDEM	KUNAMNENI SAMBASIVA RAO	COMMUNIST PARTY OF INDIA	H NO 3-2-172, VIDYANAGAR COLONY, CHUNCHUPALLI G.P., KOTHAGUDEM MANDAL, KHAMMAM DISTRICT
118	ASWARAOPETA (ST)	MITHRASENA VAGGELA	INDIAN NATIONAL CONGRESS	R/O SUNNAMBATTI (V), H/O KOTHA MAMILAVARIGUDEM, ASWARAOPETA (M), KHAMMAM DIST.
119	BHADRACHALAM (ST)	KUNJA SATYAVATHI	INDIAN NATIONAL CONGRESS	H NO 17-1-62, BHAGAVANDAS COLONY, BHADRACHALAM, KHAMMAM DISTRICT
120	ICHCHAPURAM	PIRIYA SAIRAJ	TELUGU DESAM	50-111-1, TPT COLONY, SEETHAMDHARA, VISAKHAPATNAM-530012
121	PALASA	JUTTU JAGANNAIKULU	INDIAN NATIONAL CONGRESS	HARIPURAM VILLAGE, MANDASA MANDAL, SRIKAKULAM DISTRICT
122	TEKKALI	REVATIPATHI KORLA	INDIAN NATIONAL CONGRESS	D.NO.1-141, GAYATRI SADAN, OLD NH5, TEKKALI, SRIKAKULAM DISTRICT
123	PATHAPATNAM	VIJAYARAMARAJU SATRUCHERLA	INDIAN NATIONAL CONGRESS	D.NO. 1-39, CHINAMERANGI VILLAGE, JIYYAMVALASA MANDAL, VIZIANAGARAM DISTRICT
124	SRIKAKULAM	DHARMANA PRASADA RAO	INDIAN NATIONAL CONGRESS	D.NO. 7-4-109, NEW COLONY, SRIKAKULAM
125	AMADALAVALASA	BODDEPALLI SATYAVATHI	INDIAN NATIONAL CONGRESS	METTAKKIVALASA, AMADALAVALASA MANDAL, SRIKAKULAM DISTRICT

LIST OF ELECTED CANDIDATES TO A.P.LEGISLATIVE ASSEMBLY, GENERAL ELECTIONS - 2009

A.C. No. & Name	Name of the Elected Candidate	Party Affiliation	Address	
126	ETCHERLA	MEESALA NEELAKANTAM	INDIAN NATIONAL CONGRESS	SPR PURAM (V), G.SIGADAM MANDAL, SRIKAKULAM DISTRICT
127	NARSANNAPETA	DHARMANA KRISHNA DAS	INDIAN NATIONAL CONGRESS	D.NO. 1-325, MOBAGAM VILLAGE, POLAKI MANDAL, SRIKAKULAM DISTRICT
128	RAJAM (SC)	KONDRU MURALI MOHAN	INDIAN NATIONAL CONGRESS	SARADHI VILLAGE, NEAR DOLAPETA, PALAKONDA ROAD, RAJAM MANDAL, SRIKAKULAM DISTRICT
129	PALAKONDA (ST)	NIMMAKA SUGREEVULU	INDIAN NATIONAL CONGRESS	D.NO.3-11, ST STREET, SEETHAMPETA, SRIKAKULAM DISTRICT
130	KURUPAM (ST)	JANARDHANA THATRAJ VEERA VARA THODARAMALA	INDIAN NATIONAL CONGRESS	CHINNAMERANGI(V), JIYYAMMAVALASA(M), VIZIANAGARAM DIST.
131	PARVATHIPURAM (SC)	JAYAMANI SAVARAPU	INDIAN NATIONAL CONGRESS	2-93, PEDABOGILA, SEETHANAGARAM (M), VIZIANAGARAM DISTRICT
132	SALUR (ST)	RAJANNA DORA PEEDIKA	INDIAN NATIONAL CONGRESS	D.NO.30-2-406A, OFFICIAL COLONY-RAMA COLONY, NEAR JUDGE COURT, SALUR, VIZIANAGARAM DIST.
133	BOBBILI	VENKATA SUJAY KRISHNA RANGA RAO RAVU	INDIAN NATIONAL CONGRESS	D.NO.13-207, THE PALACE, BOBBILI, VIZIANAGARAM DIST.
134	CHEEPURUPALLI	BOTCHA SATYANARAYANA	INDIAN NATIONAL CONGRESS	DOOR NO.16-3-29, KORADA STREET, VIZIANAGARAM
135	GAJAPATHINAGARAM	APPALANARASAYYA BOTCHA	INDIAN NATIONAL CONGRESS	PURITIPENTA (V), GAJAPATHINAGARAM (M), VIZIANAGARAM(D)
136	NELLIMARLA	APPALANAIDU BADDUKONDA	INDIAN NATIONAL CONGRESS	DR.NO.3-44, MOPADA VILLAGE, DENKADA MANDAL
137	VIZIANAGARAM	ASHOK GAJAPATHI RAJU PUSAPATI	TELUGU DESAM	NO.5 BANGLOW, CONTONMENT, VIZIANAGARAM (DIST)
138	SRUNGAVARAPUKOTA	KOLLA LALITHA KUMARI	TELUGU DESAM	KHASAPETA VILLAGE, LAKKAVARAPUKOTA (M), VIZIANAGARAM
139	BHIMILI	MUTTAMSETTI SRINIVASA RAO (AVANTHI SRINU)	PRAJA RAJYAM PARTY	9-13/F, THAMARAM, MAKAVARAPALEM, NARASIPATNAM, VISAKHAPATNAM DISTRICT
140	VISAKHAPATNAM EAST	RAMAKRISHNA BABU VELAGAPUDI	TELUGU DESAM	D.NO.1-93-11/2, LIG-74, SECTOR-5, M.V.P.COLONY, VISAKHAPATNAM-530017
141	VISAKHAPATNAM SOUTH	DRONAMRAJU SRINIVASA RAO	INDIAN NATIONAL CONGRESS	D.NO.8-4-18, PLOT.NO.11, RAJIV SADAN, DOCTORS COLONY, PEDA WALTAIR, VISAKHAPATNAM
142	VISAKHAPATNAM NORTH	VIJAYA KUMAR THYNALA	INDIAN NATIONAL CONGRESS	DOOR NO.29-9-3/1, LALITHA COLONY, DABAGARDENS, VISAKHAPATNAM
143	VISAKHAPATNAM WEST	VIJAYA PRASAD MALLA	INDIAN NATIONAL CONGRESS	51-8-43/11, FLAT NO.301, NAKKAVANIPALEM, VISAKHAPATNAM
144	GAJUWAKA	CHINTHALAPUDI VENKATARAMAIAH	PRAJA RAJYAM PARTY	MIG-95, D.NO.1-56-25/2, SECTOR-2, M.V.P.COLONY, VISAKHAPATNAM-530017
145	CHODAVARAM	KALIDINDI SURYA NAGA SANYASI RAJU	TELUGU DESAM	19-549, KOTAVEEDI, CHODAVARAM, VISAKHAPATNAM DISTRICT
146	MADUGULA	GAVIREDDI RAMA NAIDU	TELUGU DESAM	D.NO.7-7, APPALARAJUPURAM VILLAGE, CHEEDIKADA MANDAL
147	ARAKU VALLEY (ST)	SIVERI SOMA	TELUGU DESAM	BATTIVALASA, MADALA PANCHYAT, ARAKUVALLEY-531 149
148	PADERU (ST)	PASUPULETI BALARAJU	INDIAN NATIONAL CONGRESS	GUDEM COLONY, GUDEM KOTHAVEEDHI MANDAL, VISAKHAPATNAM DISTRICT
149	ANAKAPALLE	GANTA SRINIVASA RAO	PRAJA RAJYAM PARTY	1-84-16/1, PLOT NO.321, SECTOR-4, MVP COLONY, VISAKHAPATNAM

LIST OF ELECTED CANDIDATES TO A.P.LEGISLATIVE ASSEMBLY, GENERAL ELECTIONS - 2009

A.C. No. & Name	Name of the Elected Candidate	Party Affiliation	Address	
150	PENDURTHI	PANCHAKARLA RAMESH BABU	PRAJA RAJYAM PARTY	D.NO.14-37/13, PLOT NO.401, 3RD FLOOR, BHAVANI GARDENS, GOKHALE ROAD, MAHARANIPETA, VISAKHAPATNAM
151	YELAMANCHILI	UPPALAPATI VENKATA RAMANAMURTHY RAJU (KANNABABU)	INDIAN NATIONAL CONGRESS	20-111, OPP.MPDO'S OFFICE, GANDHINAGAR, YELLAMANCHILLI VILLAGE & MANDAL, VISAKHAPATNAM DISTRICT
152	PAYAKARAOPET (SC)	GOLLA BABURAO	INDIAN NATIONAL CONGRESS	D.NO.10-2-289/120/49/43, POTTI SRIRAMULU NAGAR, VIJAYNAGAR COLONY, ASIF NAGAR, HYDERABAD
153	NARSIPATNAM	BOLEM MUTHYALA PAPA	INDIAN NATIONAL CONGRESS	VEMULUPUDI VILLAGE, NARSIPATNAM MANDAL, VISAKHAPATNAM DISTRICT
154	TUNI	VENKATA KRISHNAM RAJU SRIRAJA VATSAVAYI	INDIAN NATIONAL CONGRESS	D.NO.5-10-34/4, BANK COLONY, TUNI (T) & (M), EAST GODAVARI DISTRICT.
155	PRATHIPADU	PARVATHA SRISATYANARAYANA MURTHY	TELUGU DESAM	D.NO.4-31-2, SANKAVARAM (V) & (M), EAST GODAVARI DISTRICT.
156	PITHAPURAM	VANGA GEETHA VISWANADH	PRAJA RAJYAM PARTY	D.NO.70-7-2/5, PRIYANKA RESIDENCY, N.F.C.L.ROAD, KAKINADA, EAST GODAVARI DISTRICT.
157	KAKINADA RURAL	KURASALA KANNABABU	PRAJA RAJYAM PARTY	H.NO.1-4-945-950/316/2, JANAPRIYA ABODES, GANDHI NAGAR, HYDERABAD.
158	PEDDAPURAM	PANTHAM GANDHI MOHAN	PRAJA RAJYAM PARTY	D.NO.6-2-6, MARIDAMMA TEMPLE STREET, PEDDAPURAM (T) & (M), EAST GODAVARI DISTRICT.
159	ANAPARTHY	NALLAMILLI SESHAREDDY	INDIAN NATIONAL CONGRESS	D.NO.9-102, BASIVIREDDY PETA, KUTHUKULURU (V), ANAPARTHI (M), EAST GODAVARI DIST
160	KAKINADA CITY	DWARAMPUDI CHANDRASEKHARA REDDY	INDIAN NATIONAL CONGRESS	D.NO.2-46-71/1, BLOCK NO.2, SRIRAM NAGAR, KAKINADA, EAST GODAVARI DISTRICT.
161	RAMACHANDRAPURAM	BOSE PILLI	INDIAN NATIONAL CONGRESS	D.NO.2-79, HASANBADA (V), RAMACHANDRAPURAM (M), E.G.DT.
162	MUMMIDIVARAM	PONNADA VENKATA SATISH KUMAR	INDIAN NATIONAL CONGRESS	D.NO.3-4-68, PLOT NO.1, RAMAKRISHNA TOWER, COLLEGE ROAD, AMALAPURAM, EAST GODAVARI DISTRICT.
163	AMALAPURAM (SC)	PINIPPE VISWARUPU	INDIAN NATIONAL CONGRESS	D.NO.3-30, NADAVAPALLI (V), KATRENKONA (M), EAST GODAVARI DIST.
164	RAZOLE (SC)	RAPAKA VARA PRASADA RAO	INDIAN NATIONAL CONGRESS	CHINTALAMORI VILLAGE, MALIKIPURAM MANDAL, EAST GODAVARI DISTRICT.
165	GANNAVARAM (SC)	PAMULA RAJESWARI DEVI	INDIAN NATIONAL CONGRESS	D.NO.4-176, VEGIVARIPALEM (V), RAZOLE (M), EAST GODAVARI DIST.
166	KOTHAPETA	BANDARU SATYANANDA RAO	PRAJA RAJYAM PARTY	3-24, VADAPALEM (V), KOTHAPETA MANDAL, E.G.DISTRICT.
167	MANDAPETA	JOGESWARA RAO.V	TELUGU DESAM	D.NO.25-1-19, PATIMEEDA, MANDAPETA (T) & (M), EAST GODAVARI DISTRICT.
168	RAJANAGARAM	PENDURTHI VENKATESH	TELUGU DESAM	D.NO.5-46, SEETHANAGARAM (V) & (M), E.G.DISTRICT.
169	RAJAHMUNDRY CITY	ROUTHU SURYA PRAKASARAO	INDIAN NATIONAL CONGRESS	D.NO.33-1-22, CENTRAL VEGETABLE MARKET, RAJAHMUNDRY, EAST GODAVARI DISTRICT.
170	RAJAHMUNDRY RURAL	CHANDANA RAMESH	TELUGU DESAM	D.NO.22-9-5/1, VEERABHADRAPURAM, KORUKONDA ROAD, RAJAHMUNDRY, EAST GODAVARI DISTRICT.
171	JAGGAMPETA	THOTA NARASIMHAM	INDIAN NATIONAL CONGRESS	VEERAVARAM (V), KIRLAMPUDI (M), EAST GODAVARI DIST
172	RAMPACHODAVARAM (ST)	KOSURI KASI VISWANADHA VEERA VENKATA SATYANARAYANA REDDY	INDIAN NATIONAL CONGRESS	D.NO.2-30A, GORAGUMMI VILLAGE, GANGAVARAM MANDAL, EAST GODAVARI DISTRICT

LIST OF ELECTED CANDIDATES TO A.P.LEGISLATIVE ASSEMBLY, GENERAL ELECTIONS - 2009

A.C. No. & Name	Name of the Elected Candidate	Party Affiliation	Address	
173	KOVVUR (SC)	T. V. RAMA RAO	TELUGU DESAM	D.NO.15-3-8/B, BAPUJI NAGAR, KOVVURU
174	NIDADAVOLE	BURUGUPALLI SESA RAO	TELUGU DESAM	DR.NO.1-113/A, VELIVENNU, UNRAJAVARAM MANDAL, WEST GODAVARI DIST
175	ACHANTA	SATYANARAYANA PITHANI	INDIAN NATIONAL CONGRESS	D.NO.3-47/A, GANDHI ROAD, PENUGONDA-534320
176	PALACOLE	USHA RANI BANGARU	INDIAN NATIONAL CONGRESS	19-2-14, CHINNAGOPURAM STREET, PALACOLE, WEST GODAVARI DIST.
177	NARASAPURAM	MUDUNURI PRASADA RAJU	INDIAN NATIONAL CONGRESS	KALAGAMPUDI, ELAMANCHILI MANDAL, WEST GODAVARI DIST
178	BHIMAVARAM	RAMANJANEYULU PULAPARTHI (ANJIBABU)	INDIAN NATIONAL CONGRESS	H.NO.19-23-10/A, 2ND STREET, BANK COLONY, 26TH WARD, BHIMAVARAM
179	UNDI	V.V.SIVA RAMA RAJU (KALAVAPUDI SIVA)	TELUGU DESAM	4-1/E, KALUVAPUDI (V), KALLA MANDAL, WEST GODAVARI DISTRICT
180	TANUKU	KARUMURI VENKATA NAGESWARA RAO	INDIAN NATIONAL CONGRESS	D.NO.21-45, ATTLI (V) & (M), WEST GODAVARI DIST.
181	TADEPALLIGUDEM	ELI VENKATA MADHUSUDHANARAO (NANI)	PRAJA RAJYAM PARTY	12-2-6/1, TADEPALLIGUDEM TOWN, WEST GODAVARI DIST,
182	UNGUTURU	VATTI VASANT KUMAR	INDIAN NATIONAL CONGRESS	D.NO.16-2, M.M.PURAM, H/O PULLA VILLAGE, BHIMADOLE MANDAL
183	DENDULURU	PRABHAKAR CHINTAMANENI	TELUGU DESAM	D.NO.3-89, DUGGIRALA VILLAGE, PEDAVEGI MANDAL, WEST GODAVARI DISTRICT
184	ELURU	ALLA KALI KRISHNA SRINIVAS (ALLA NANI)	INDIAN NATIONAL CONGRESS	D.NO.25-11-32, NARASIMHA RAO PET, ELURU-534006
185	GOPALAPURAM (SC)	TANETI VANITA	TELUGU DESAM	1-11-1/2, KADAKATLA LOCALITY, ROAD NO 1-17, TADEPALLIGUDEM, WEST GODAVARI DISTRICT
186	POLAVARAM (ST)	TELLAM BALA RAJU	INDIAN NATIONAL CONGRESS	DUDDUKURU H/O DORAMAMIDI, BUTTAIGUDEM MANDAL, WEST GODAVARI DISTRICT
187	CHINTALAPUDI (SC)	MADDALA RAJESH KUMAR	INDIAN NATIONAL CONGRESS	D.NO.16-44, ASHRAM STREET, NEAR OLD BUS STAND, CHINTALAPUDI
188	TIRUVURU (SC)	DIRISAM PADMA JYOTHI	INDIAN NATIONAL CONGRESS	D.NO.53-4-73, KRISTHURAJUPURAM, ARUL NAGAR, GUNADALA, VIJAYAWADA URBAN, KRISHNA DIST.
189	NUZVID	CHINNAM RAMA KOTAIAH	TELUGU DESAM	D.NO. 8-3-224/9/11/C/H68, MADHURA NAGAR, YOSUFGUDA, HYDERABAD
190	GANNAVARAM	VENKATA BALA VARDHANA RAO DASARI	TELUGU DESAM	D.NO. 2-20, AMUDALAPALLI VILLAGE, UNGUTUR MANDAL, KRISHNA DISTRICT
191	GUDIVADA	KODALI SRI VENKATESWARA RAO (NANI)	TELUGU DESAM	DOOR NO. 10/154-D4, RAJENDRA NAGAR, GUDIVADA, KRISHNA DIST.
192	KAIKALUR	JAYAMANGALA VENKATA RAMANA	TELUGU DESAM	D.NO.4-30, CHINA KOTTADA VILLAGE, KAIKALUR MANDAL, KRISHNA DISTRICT
193	PEDANA	JOGI RAMESH	INDIAN NATIONAL CONGRESS	D.NO.12-41, IBRAHIMPATNAM MANDAL, KRISHNA DISTRICT
194	MACHILIPATNAM	PERNI VENKATRAMAIAH (NANI)	INDIAN NATIONAL CONGRESS	D.NO.23/346, RAMANAIDUPET, MACHILIPATNAM
195	AVANIGADDA	AMBATI BRAHMANAIAH	TELUGU DESAM	D.NO.3-73, VAKKAPATLAVARI PALEM, NAGAYALANKA MANDAL, KRISHNA DISTRICT
196	PAMARRU (SC)	D.Y.DAS	INDIAN NATIONAL CONGRESS	D.NO.19-20, CHOWDARY PETA, PAMARRU VILLAGE, PAMARRU MANDAL, KRISHNA DISTRICT.
197	PENAMALURU	PARTHASAROTHY KOLUSU	INDIAN NATIONAL CONGRESS	D.NO.7-366A, THOTLAVALLURU ROAD, VUYURU VILLAGE, VUYURU MANDAL, KRISHNA DISTRICT.
198	VIJAYAWADA WEST	VELAMPALLI SRINIVASA RAO	PRAJA RAJYAM PARTY	D.NO. 40-6-1, FLAT 5A, RAJ RESIDENCY, VENKATESWARA PURAM, VIJAYAWADA-10

LIST OF ELECTED CANDIDATES TO A.P.LEGISLATIVE ASSEMBLY, GENERAL ELECTIONS - 2009

A.C. No. & Name	Name of the Elected Candidate	Party Affiliation	Address	
199	VIJAYAWADA CENTRAL	MALLADI VISHNU	INDIAN NATIONAL CONGRESS	D.NO. 39-8-35, PYDAIAH STREET, LABBIPET, VIJAYAWADA-520010
200	VIJAYAWADA EAST	RAVI YALAMANCHILI	PRAJA RAJYAM PARTY	70-1-1, KONERUVARI STREET, PATAMATA, VIJAYAWADA-10
201	MYLAVARAM	UMA MAHESWARA RAO DEVINENI	TELUGU DESAM	D.NO.10-4, GOTTUMUKKALA ROAD, KANCHIKACHERLA VILLAGE & MANDAL, KRISHNA DIST.
202	NANDIGAMA (SC)	PRABHAKAR RAO TANGIRALA	TELUGU DESAM	D.NO.22-22, KAKANI NAGAR, NANDIGAMA VILLAGE & MANDAL
203	JAGGAYYAPETA	RAJAGOPAL SREERAM	TELUGU DESAM	D.NO.2-198, VINAYAKUNI STREET, JAGGAIAHPET
204	PEDAKURAPADU	KOMMALAPATI SREEDHAR	TELUGU DESAM	DR.NO.7-105, PEDAKURAPADU VILLAGE AND MANDAL
205	TADIKONDA (SC)	DOKKA MANIKYA VARA PRASADA RAO	INDIAN NATIONAL CONGRESS	D.NO.4-1-30, 4TH LANE, LAKSHMIPURAM, GUNTUR
206	MANGALAGIRI	KAMALA KANDRU	INDIAN NATIONAL CONGRESS	D.NO.8-94, KANDRUVARI STREET, MANGALAGIRI MANDAL, GUNTUR DISTRICT
207	PONNUR	DHULIPALLA NARENDRA KUMAR	TELUGU DESAM	D.NO.4-83, CHINTALAPUDI VILLAGE, PONNURU MANDAL, PONNURU
208	VEMURU (SC)	ANANDA BABU NAKKA	TELUGU DESAM	H.NO.7-6-350/5, 1ST LANE, SANTHI NAGAR, VENGALARAO NAGAR, GUNTUR
209	REPALLE	MOPIDEVI VENKATA RAMANA RAO	INDIAN NATIONAL CONGRESS	NIZAMPATNAM VILLAGE & MANDAL, GUNTUR DISTRICT
210	TENALI	NADENDLA MANOHAR	INDIAN NATIONAL CONGRESS	H.NO.22-16-1/8, KOTHAPET, TENALI
211	BAPATLA	GADE VENKATA REDDY	INDIAN NATIONAL CONGRESS	PAVULURI VILLAGE, INKOLLU MANDAL, PRAKASAM DISTRICT
212	PRATHIPADU (SC)	SUCHARITHA MEKATHOTI	INDIAN NATIONAL CONGRESS	DR.NO.9-20, MAIN ROAD, PHIRANGIPURAM VILLAGE AND MANDAL, GUNTUR DISTRICT
213	GUNTUR WEST	KANNA LAKSHMI NARAYANA	INDIAN NATIONAL CONGRESS	D.NO.27-6-32, KANNAVARI THOTA, 5TH LANE, GUNTUR
214	GUNTUR EAST	SHAIK MASTAN VALI	INDIAN NATIONAL CONGRESS	H.NO.22-11-65, ANANDAPET, GUNTUR
215	CHILAKALURIPET	PRATHIPATI PULLA RAO	TELUGU DESAM	D.NO.4-286, 2ND LINE, PANDARIPURAM, CHILAKALURIPET
216	NARASARAOPET	KASU VENKATA KRISHNA REDDY	INDIAN NATIONAL CONGRESS	D.NO.12-1-18, PRAKASH NAGAR, NARASARAOPET, GUNTUR DISTRICT
217	SATTENAPALLE	YARRAM VENKATESWARA REDDY	INDIAN NATIONAL CONGRESS	LANKELAKURAPADU VILLAGE, MUPPALLA MANDAL, MUPPALLA
218	VINUKONDA	GONUGUNTLA VENKATA SEETA RAMANJANEYULU	TELUGU DESAM	D.NO.29-377, KOTHAPET, VINUKONDA
219	GURAJALA	YARAPATHINENI SRINIVASA RAO	TELUGU DESAM	D.NO.7-323, PIDUGURALLA, GUNTUR DIST.
220	MACHERLA	RAMA KRISHNA REDDY PINNELLI	INDIAN NATIONAL CONGRESS	H.NO.1-111, KANDLAKUNTA VILLAGE, VELDURTHY MANDAL, GUNTUR DIST.
221	YERRAGONDAPAL EM (SC)	AUDIMULAPU SURESH	INDIAN NATIONAL CONGRESS	H.NO.1-202-H, MARKAPUR
222	DARSI	BUCHEPALLI SIVA PRASADA REDDY	INDIAN NATIONAL CONGRESS	D.NO.7-430, 1ST LINE, GANDHI NAGAR, CHIMAKURTHY (V) & (M), PRAKASAM DISTRICT
223	PARCHUR	DAGGUBATI VENKATESWARA RAO	INDIAN NATIONAL CONGRESS	D.NO.3-194, KARAMCHEDU (V), KARAMCHEDU (M), PRAKASAM DISTRICT
224	ADDANKI	GOTTIPATI RAVIKUMAR	INDIAN NATIONAL CONGRESS	D.NO.5-13 B, YADDANAPUDI (POST), YADDANAPUDI MANDAL, PRAKASAM DISTRICT
225	CHIRALA	AMANCHI KRISHNA MOHAN	INDIAN NATIONAL CONGRESS	MAIN ROAD, PANDILLAPALLI, VETAPALEM MANDAL, PRAKASAM DISTRICT
226	SANTHANUTHALAPADU (SC)	B.N. VIJAY KUMAR	INDIAN NATIONAL CONGRESS	D.NO.8-50(2), LAWYERPET (EXTENSION), ONGOLE-2

LIST OF ELECTED CANDIDATES TO A.P.LEGISLATIVE ASSEMBLY, GENERAL ELECTIONS - 2009

A.C. No. & Name	Name of the Elected Candidate	Party Affiliation	Address	
227	ONGOLE	BALINENI SRINIVASA REDDY (VASU)	INDIAN NATIONAL CONGRESS	H.NO.7-15-20, LAWYERPET, ONGOLE, PRAKASAM DISTRICT
228	KANDUKUR	MAHEEDHAR REDDY MANUGUNTA	INDIAN NATIONAL CONGRESS	MACHAVARAM VILLAGE AND POST, KANDUKUR MANDAL, PRAKASAM DISTRICT
229	KONDAPI (SC)	GURRALA VENKATA SESHU	INDIAN NATIONAL CONGRESS	FLOT NO.108, SAI TOWERS, ONGOLE, PRAKASAM DISTRICT
230	MARKAPURAM	KANDULA NARAYANA REDDY	TELUGU DESAM	H.NO.10-90-A, 10TH WARD, MARKAPUR, PRAKASAM DISTRICT
231	GIDDALUR	ANNA RAMBABU	PRAJA RAJYAM PARTY	H.NO.10-104-12A, JAWAHAR NAGAR, MARKAPUR VILLAGE & MANDAL, PRAKASAM DISTRICT
232	KANIGIRI	UGRA NARASIMHA REDDY MUKKU	INDIAN NATIONAL CONGRESS	1-37-1, THIMMAREDDYPALLI VILLAGE, HANUMANTHUNIPADU MANDAL, PRAKASAM DISTRICT
233	KAVALI	BEEDA MASTHAN RAO	TELUGU DESAM	D.NO.2-37, ISKAPALLI VILLAGE, ALLURU MANDAL, SRI POTTI SRIRAMULU NELLORE DISTRICT
234	ATMAKUR	ANAM RAMA NARAYANA REDDY	INDIAN NATIONAL CONGRESS	D.NO.8-8, KAMAKSHI NAGAR, NELLORE-524001, SRI POTTI SRIRAMULU NELLORE DISTRICT
235	KOVUR	NALLAPAREDDY PRASANNA KUMAR REDDY	TELUGU DESAM	H.NO.24-1-1429, SUJATHAMMA COLONY, DARGAMITTA, NELLORE
236	NELLORE CITY	MUNGAMURU SRIDHARA KRISHNA REDDY	PRAJA RAJYAM PARTY	D.NO.4-1-442, NDR LAYOUT, USMAN SAHEBPET, NELLORE-2
237	NELLORE RURAL	ANAM VIVEKANANDA REDDY	INDIAN NATIONAL CONGRESS	14/118, KAPU STREET, NELLORE-524001
238	SARVEPALLI	ADALA PRABHAKARA REDDY	INDIAN NATIONAL CONGRESS	H.NO.1-38, NORTH MOPUR VILLAGE AND POST, ALLUR MANDAL, SRI POTTI SRIRAMULU NELLORE DISTRICT
239	GUDUR (SC)	DURGA PRASAD RAO BALLI	TELUGU DESAM	D.NO.8-301, KARANAKAMMA STREET, VENKATAGIRI, VENKATAGIRI MANDAL, SRI POTTI SRIRAMULU NELLORE DISTRICT
240	SULLURPETA (SC)	DR.PARASA VENKATA RATHNAIAH	TELUGU DESAM	D.NO.4-14-12/1, NAIDUPET TOWN, NAIDUPET MANDAL, SRI POTTI SRIRAMULU NELLORE DISTRICT
241	VENKATAGIRI	KURUGONDLA RAMA KRISHNA	TELUGU DESAM	PATHANALAPADU VILLAGE, DAKKILI MANDAL, SRI POTTI SRIRAMULU NELLORE DISTRICT
242	UDAYAGIRI	MEKAPATI CHANDRA SEKHAR REDDY	INDIAN NATIONAL CONGRESS	BRAHMANAPALLI VILLAGE, MARRIPADU MANDAL, SRI POTTI SRIRAMULU NELLORE DISTRICT
243	BADVEL (SC)	KAMALAMMA.P.M	INDIAN NATIONAL CONGRESS	5-8, GIRINAGAR, RANGA SAMUDRAM, PORUMAMILLA (M), KADAPA DISTRICT
244	RAJAMPET	AMARANATH REDDY AKEPATI	INDIAN NATIONAL CONGRESS	AKEPADU VILLAGE, RAJAMPET MANDAL, KADAPA DISTRICT
245	KADAPA	AHAMADULLAH MOHAMMAD SYED	INDIAN NATIONAL CONGRESS	13/367, RAHAMATULLA STREET, KADAPA-516001
246	KODUR (SC)	KORAMUTLA SRINIVASULU	INDIAN NATIONAL CONGRESS	REDDYVARI PALLI, KODUR MANDAL, KADAPA DISTRICT
247	RAYACHOTI	GADIKOTA SRIKANTH REDDY	INDIAN NATIONAL CONGRESS	DOOR NO.10/1, YARRAMREDDYGARIPALLI, SUDDAMALLA POST, RAMAPURAM MANDAL, KADAPA DISTRICT
248	PULIVENDLA	Y.S. RAJA SEKHAR REDDY	INDIAN NATIONAL CONGRESS	D.NO 3/9/77, PULIVENDLA
249	KAMALAPURAM	GANDLURU VEERA SIVA REDDY	INDIAN NATIONAL CONGRESS	D.NO.6/112, KOGATAM VILLAGE, KAMALAPURAM MANDAL, KADAPA DISTRICT
250	JAMMALAMADUGU	ADI NARAYANA REDDY CHADIPIRALLA	INDIAN NATIONAL CONGRESS	DEVAGUDI VILLAGE, JAMMALAMADUGU (M), KADAPA DIST.

LIST OF ELECTED CANDIDATES TO A.P.LEGISLATIVE ASSEMBLY, GENERAL ELECTIONS - 2009

A.C. No. & Name	Name of the Elected Candidate	Party Affiliation	Address	
251	PRODDATUR	LINGAAREDDY MALLELA	TELUGU DESAM	D.NO.3-135, PRAKASH NAGAR, Y.M.R.COLONY, PRODDATUR, KADAPA DIST.
252	MYDUKUR	DUGGIREDDY LAKSHMIREDDY RAVINDRA REDDY	INDIAN NATIONAL CONGRESS	D.NO 1-243-1, KHAJIPET (V) & (M), KADAPA DISTRICT
253	ALLAGADDA	BHUMA SHOBHA NAGI REDDY	PRAJA RAJYAM PARTY	8-1-65, T.B.ROAD, ALLAGADDA
254	SRISAILAM	EARASU PRATHAP REDDY	INDIAN NATIONAL CONGRESS	H.NO.1-43-7-2A, ATMAKUR, KURNOOL DISTRICT
255	NANDIKOTKUR (SC)	LABBI VENKATA SWAMY	INDIAN NATIONAL CONGRESS	H.NO.4-23, VEMPENTA VILLAGE, PAMULAPADU MANDAL, KURNOOL DISTRICT
256	KURNOOL	T.G.VENKATESH	INDIAN NATIONAL CONGRESS	H.NO.43/262, NEW SANKALBAUGH, KURNOOL
257	PANYAM	KATASANI RAMABHUPAL REDDY	INDIAN NATIONAL CONGRESS	H.NO.80/137-1-1-A, SRIRAMA COLONY, KALLUR (VILLAGE AND MANDAL), KURNOOL DISTRICT
258	NANDYAL	SILPA MOHAN REDDY	INDIAN NATIONAL CONGRESS	HNO.25-236-38-B1, RAMANATHREDDY NAGAR, NEAR RYTHU BAZAR, NANDYAL, KURNOOL DISTRICT
259	BANAGANAPALLE	KATASANI RAMI REDDY	PRAJA RAJYAM PARTY	H.NO.9-115, MUTHUMIYA STREET, BANAGANAPALLE, KURNOOL DISTRICT
260	DHONE	KAMBALAPADU EDIGA KRISHNA MURTHY	TELUGU DESAM	H.NO.9-281-1, GANDHI NAGAR, DHONE TOWN & MANDAL, KURNOOL DISTRICT
261	PATTIKONDA	KAMBALAPADU EDIGE PRABHAKAR	TELUGU DESAM	D. NO.2-30, KAMBALAPADU VILLAGE, KRISHNAGIRI MANDAL, KURNOOL DISTRICT
262	KODUMUR (SC)	PARIGELA MURALI KRISHNA	INDIAN NATIONAL CONGRESS	H.NO.1-118, LADDAGIRI (V), KODUMUR (M), KURNOOL DISTRICT
263	YEMMIGANUR	K.CHENNA KESAVA REDDY	INDIAN NATIONAL CONGRESS	H.NO.3-6, YERRAKOTA VILLAGE, YEMMIGANUR MANDAL, KURNOOL DISTRICT
264	MANTRALAYAM	Y.BALANAGI REDDY	TELUGU DESAM	H.NO.2-179, KACHAPURAM VILLAGE, MANTRALAYAM, KURNOOL DISTRICT
265	ADONI	K.MEENAKSHI NAIDU	TELUGU DESAM	DNO.2-529, POSTAL COLONY, MANDAGIRI, ADONI, KURNOOL DISTRICT
266	ALUR	PATIL NEERAJ REDDY	INDIAN NATIONAL CONGRESS	D.NO.2-92, TERNEKAL VILLAGE, DEVANAKONDA MANDAL, KURNOOL DISTRICT
267	RAYADURG	KAPU RAMACHANDRA REDDY	INDIAN NATIONAL CONGRESS	D.NO 10-1-32, LAKSHMI BAZAR, RAYADURG, ANANTAPUR DISTRICT
268	URAVAKONDA	PAYYAVULA KESHAV	TELUGU DESAM	D.NO. 1-35, PEDDAKOWKUNTLA VILLAGE, URAVAKONDA MANDAL, ANANTAPUR DISTRICT
269	GUNTAKAL	MADHUSUDHAN	INDIAN NATIONAL CONGRESS	DOOR NO.1/37, SREENILAYAM, STATION ROAD, GOOTY TOWN & MANDAL, ANANTAPUR DISTRICT
270	TADPATRI	DIWAKAR REDDY. J.C.	INDIAN NATIONAL CONGRESS	D.NO.15-1256, SANJIVA NAGAR, TADIPATRI-525411, ANANTAPUR DISTRICT
271	SINGANAMALA (SC)	DR. SAKE SAILAJANATH	INDIAN NATIONAL CONGRESS	D.NO.12-4-571, RAMAKRISHNA NAGAR, ANANTAPUR, ANANTAPUR DISTRICT
272	ANANTAPUR URBAN	B.GURUNATHA REDDY	INDIAN NATIONAL CONGRESS	D.NO.11-957, ARAVINDA NAGAR, ANANTAPUR
273	KALYANDURG	NEELAKANTAPURAM RAGHUVEERA REDDY	INDIAN NATIONAL CONGRESS	NEELAKANTAPURAM(V), MADAKASIRA (M), ANANTAPUR.DIST.
274	RAPTADU	PARITALA SUNITHAMMA	TELUGU DESAM	VENKATAPURAM (V), H/O NASANAKOTA, RAMAGIRI MANDAL, ANANTAPUR DISTRICT
275	MADAKASIRA (SC)	K.SUDHAKAR	INDIAN NATIONAL CONGRESS	D.NO.1-79, KARIKERA (V), GUDIBANDA (M), ANANTAPUR DISTRICT

LIST OF ELECTED CANDIDATES TO A.P.LEGISLATIVE ASSEMBLY, GENERAL ELECTIONS - 2009

A.C. No. & Name	Name of the Elected Candidate	Party Affiliation	Address	
276	HINDUPUR	P.ABDUL GHANI	TELUGU DESAM	D.NO. 3-2-31A, MUKKADIPET, HINDUPUR, ANANTAPUR DISTRICT
277	PENUKONDA	B.K.PARTHA SARATHI	TELUGU DESAM	R.MARUVAPALLI (V), RODDAM (M), ANANTAPUR DISTRICT
278	PUTTAPARTHI	PALLE RAGHUNATHA REDDY	TELUGU DESAM	D.NO: 18-1-335, VENU GOPAL NAGAR, ANANTAPUR
279	DHARMAVARAM	KETHIREDDI VENKATARAMI REDDY	INDIAN NATIONAL CONGRESS	D.NO 15/84, SBI COLONY, DHARMAVARAM
280	KADIRI	KANDIKUNTA VENKATA PRASAD	TELUGU DESAM	9-954-1, RAYACHOTI ROAD, KADIRI, ANANTAPUR DISTRICT
281	THAMBALLAPALLE	ANIPIREDDY VENKATA PRAVEEN KUMAR REDDY	TELUGU DESAM	10-1, KADIRI ROAD, MOLAKALACHERUVU, CHITTOOR DISTRICT
282	PILERU	NALLARI KIRAN KUMAR REDDY	INDIAN NATIONAL CONGRESS	D.NO.3-4, NAGARIPALLI, H/O PATHEGADA, KALIKIRI MANDAL, CHITTOOR DISTRICT
283	MADANAPALLE	M.SHAJAHAN BASHA (JAHA)	INDIAN NATIONAL CONGRESS	16-243, SUBASH ROAD, MADANAPALLE, CHITTOOR DISTRICT
284	PUNGANUR	PEDDI REDDY RAMACHANDRA REDDY	INDIAN NATIONAL CONGRESS	H.NO.1-97, YERRATHIVARIPALLE VILLAGE, SODAM MANDAL, CHITTOOR DISTRICT
285	CHANDRAGIRI	ARUNA KUMARI GALLA	INDIAN NATIONAL CONGRESS	H.NO.14-62, DUBASI STREET, BEHIND DHARMA RAJULU GUDI STREET, CHANDRAGIRI-517101, CHITTOOR DISTRICT
286	TIRUPATI	KONIDALA CHIRANJEEVI	PRAJA RAJYAM PARTY	D.NO.8-2-293/A/303-N, JUBILEE HILLS, HYDERABAD
287	SRIKALAHASTI	GOPALAKRISHNA REDDY BOJJALA	TELUGU DESAM	URANDUR VILLAGE & POST, SRIKALAHASTHI MANDAL, CHITTOOR DISTRICT
288	SATYAVEDU (SC)	H.HEMALATHA	TELUGU DESAM	3-53, RAM NAGAR, SATHYAVEDU VILLAGE AND POST, SATHYAVEDU MANDAL, CHITTOOR DISTRICT
289	NAGARI	GALI MUDDUKRISHNAMA NAIDU	TELUGU DESAM	D.NO.1-18, VENKATARAMAPURAM VILLAGE, KATAKINDAVENKATAPURAM POST, RAMACHANDRAPURAM MANDAL, CHITTOOR DISTRICT
290	GANGADHARA NELLORE (SC)	KUTHUHALAM GUMMADI	INDIAN NATIONAL CONGRESS	VENJAM LAKSHMI REDDYPALLE (V), S.S.KONDA POST, GANGADHARA NELLORE MANDAL, CHITTOOR DISTRICT
291	CHITTOOR	C.K.JAYACHANDRA REDDY @ C.K.BABU	INDIAN NATIONAL CONGRESS	D.NO.1-577/4, MUTHAPPA REDDY STREET, KATTAMANCHI, CHITTOOR MANDAL, CHITTOOR DISTRICT
292	PUTHALAPATTU (SC)	DR. P.RAVI	INDIAN NATIONAL CONGRESS	3-20, BHUDITHIREDDIPALLE HW, BHUDITHIREDDIPALLE POST, YADAMARI MANDAL, CHITTOOR DISTRICT
293	PALAMANER	AMARANATHA REDDY.N	TELUGU DESAM	KELAVATHI VILLAGE, THURLAPALLE POST, PEDDAPANJANI MANDAL, CHITTOOR DISTRICT
294	KUPPAM	NARA CHANDRABABU NAIDU	TELUGU DESAM	8-2-293/82A/1310, ROAD NO.65, JUBLIE HILLS, HYDERABAD

STATEMENT SHOWING THE RESULT OF ELECTION i.e. VOTES SECURED BY THE CANDIDATES CONTESTED IN EACH ASSEMBLY CONSTITUENCY AND REJECTED VOTES ETC.,

Assembly Constituency No. & Name	Sl. No.	Candidate Name	Party	Votes Counted from EVM	Postal Votes	Total Votes Polled	Results
1 Sirpur	1	Kaveti Sammaiah	Telangana Rashtra Samithi	47,918	60	47,978	Declared Elected
	2	Koneru Konappa	Indian National Congress	40,535	29	40,564	
	3	Ganapuram Muralidher	Bharatiya Janata Party	9,740	15	9,755	
	4	Lendugure Mengaji Patel	Praja Rajyam Party	8,783	0	8,783	
	5	Dubbula Venkaiah	Independent	8,607	1	8,608	
	6	Bingi Srinivas	Pyramid Party of India	3,366	0	3,366	
	7	Ravindar Nikode	Bahujan Samaj Party	3,122	1	3,123	
	8	Dubbula Janardhan	Lok Satta Party	1,769	1	1,770	
			VALID VOTES	1,23,840	107	1,23,947	
			REJECTED VOTES			170	Total Electors
		TOTAL VOTES POLLED			1,24,117	1,54,673	
		TENDERED VOTES			2		
2 Chennur (SC)	1	Nallala Odelu	Telangana Rashtra Samithi	44,892	120	45,012	Declared Elected
	2	G.Vinod	Indian National Congress	33,418	45	33,463	
	3	Andugula Srinivas	Praja Rajyam Party	20,890	12	20,902	
	4	Arumulla Posham	Bharatiya Janata Party	2,836	7	2,843	
	5	Mekala Saroja	Lok Satta Party	2,771	9	2,780	
	6	Volapu Srinivas	Independent	2,646	0	2,646	
	7	Ponnala Vinay Kumar	Independent	2,101	2	2,103	
	8	Jadi Yesaiah	Independent	1,953	0	1,953	
	9	Jadi Mallaiah	Janata Dal (Secular)	877	0	877	
			VALID VOTES	1,12,384	195	1,12,579	
		REJECTED VOTES			43	Total Electors	
		TOTAL VOTES POLLED			1,12,622	1,50,107	
		TENDERED VOTES			0		
3 Bellampalle (SC)	1	Gunda Mallesh	Communist Party of India	41,949	8	41,957	Declared Elected
	2	Chilumula Shankar	Indian National Congress	33,063	2	33,065	
	3	Amurajula Sridevi	Praja Rajyam Party	19,040	0	19,040	
	4	Sakinala Narayana	Independent	2,690	0	2,690	
	5	Pagidi Venkati	Independent	2,459	0	2,459	
	6	Ravula Ramakrishna	Independent	1,996	0	1,996	
	7	Bolumalla Anjaiah	Independent	1,030	0	1,030	
			VALID VOTES	1,02,227	10	1,02,237	
		REJECTED VOTES			169	Total Electors	
		TOTAL VOTES POLLED			1,02,406	1,39,312	
		TENDERED VOTES			0		
4 Mancherial	1	Aravinda Reddy Gaddam	Telangana Rashtra Samithi	58,102	238	58,340	Declared Elected
	2	Diwakar Rao Nadipalli	Indian National Congress	44,416	97	44,513	
	3	Karre Lachanna	Praja Rajyam Party	13,966	31	13,997	
	4	Peddapally Purushotham	Bharatiya Janata Party	3,820	4	3,824	
	5	Thammadi Srinivas	Lok Satta Party	2,144	8	2,152	
	6	Nainala Venkateshwarlu	Independent	1,797	1	1,798	
	7	Ingu Ratan Kumar	Independent	1,764	3	1,767	
	8	Uponder Nandeli	Bahujan Samaj Party	1,725	1	1,726	
	9	Dr. M. Neelkanteshwara (Goud)	Independent	1,275	0	1,275	
	10	Madupu Ravi Kumar	Pyramid Party of India	802	0	802	
	11	Chipurushetty Dinpathi	Independent	724	2	726	
	12	Tula Madhusudhan Rao	Independent	675	1	676	
	13	Jaypal Singh Thakur	Independent	591	0	591	
			VALID VOTES	1,31,801	386	1,32,187	
			REJECTED VOTES			59	Total Electors
		TOTAL VOTES POLLED			1,32,246	1,99,133	
		TENDERED VOTES			0		
5 Asifabad (ST)	1	Athram Sakku	Indian National Congress	42,873	34	42,907	Declared Elected
	2	Pendram Gopi	Telangana Rashtra Samithi	27,594	27	27,621	
	3	Ajmera Rekha	Independent	13,682	13	13,695	
	4	Ade Ramesh	Praja Rajyam Party	11,932	31	11,963	
	5	Rathod Govind Naik	Independent	5,336	21	5,357	
	6	Kanaka Ramabai	Bahujan Samaj Party	5,040	0	5,040	
	7	Sallam Krishna Rao	Independent	4,448	0	4,448	
	8	Sidam Jaggarao	Bharatiya Janata Party	4,241	3	4,244	
	9	Bhukya Chandulal	Independent	2,642	0	2,642	
			VALID VOTES	1,17,788	129	1,17,917	
		REJECTED VOTES			165	Total Electors	
		TOTAL VOTES POLLED			1,18,082	1,54,321	
		TENDERED VOTES			0		

Assembly Constituency No. & Name	Sl. No.	Candidate Name	Party	Votes Counted from EVM	Postal Votes	Total Votes Polled	Results
6 Khanapur (ST)	1	Suman Rathod	Telugu Desam	55,977	37	56,014	Declared Elected
	2	Ajmeera Hari Naik	Indian National Congress	29,551	31	29,582	
	3	K.Lakke Rao	Bahujan Samaj Party	7,647	0	7,647	
	4	Bhukya Chandra Shekar	Praja Rajyam Party	6,954	8	6,962	
	5	Guglavath Sri Ram Naik	Bharatiya Janata Party	3,835	3	3,838	
	6	Marsukola Thirupathi	Independent	3,482	0	3,482	
	7	Bakshi Naik Lavdia	Independent	3,379	3	3,382	
	8	Sidam Shambu	Independent	2,485	0	2,485	
	9	Ade Dattaram	Independent	2,101	0	2,101	
	10	Malvath Rohidas	Independent	1,102	0	1,102	
			VALID VOTES	1,16,513	82	1,16,595	
			REJECTED VOTES			143	Total Electors
			TOTAL VOTES POLLED			1,16,738	1,56,506
		TENDERED VOTES			0		
7 Adilabad	1	Jogu Ramanna	Telugu Desam	62,084	151	62,235	Declared Elected
	2	Chilkuri Ramchandra Reddy	Indian National Congress	36,560	95	36,655	
	3	Chityala Suhasini	Independent	6,939	67	7,006	
	4	Nivedita Vaze	Bharatiya Janata Party	3,383	13	3,396	
	5	Chilkuri Thirupathi	Praja Rajyam Party	3,244	4	3,248	
	6	Chandu (Challa Chandra Mohan)	Independent	2,397	1	2,398	
	7	Gaddala Shankar	Bahujan Samaj Party	1,634	4	1,638	
	8	Sayyed Javeedsha	Independent	1,151	0	1,151	
	9	Bhanu Rajeshwar Rao	Independent	570	0	570	
	10	Darsha Pochhanna	Independent	479	0	479	
	11	Katta Chandra Mouli	Independent	297	0	297	
	12	Annam Prem Devendar	Independent	276	0	276	
	13	Omkarmal Sharma	Independent	269	0	269	
	14	S.K.Ahmed	Independent	234	0	234	
			VALID VOTES	1,19,517	335	1,19,852	
		REJECTED VOTES			309	Total Electors	
		TOTAL VOTES POLLED			1,20,161	1,77,743	
		TENDERED VOTES			0		
8 Boath (ST)	1	Godam Nagesh	Telugu Desam	64,772	123	64,895	Declared Elected
	2	Anil Kumar Jadhav	Indian National Congress	33,830	70	33,900	
	3	Thodsam Vijayalaxmi	Praja Rajyam Party	7,844	7	7,851	
	4	Ade Manaji	Bharatiya Janata Party	5,825	2	5,827	
	5	Mesram Bheemrao	Independent	1,851	1	1,852	
	6	Kova Manohar	Independent	898	0	898	
	7	Atram Gnanasudha	Independent	817	0	817	
			VALID VOTES	1,15,837	203	1,16,040	
		REJECTED VOTES			298	Total Electors	
		TOTAL VOTES POLLED			1,16,338	1,42,890	
		TENDERED VOTES			0		
9 Nirmal	1	Aleti Maheshwar Reddy	Praja Rajyam Party	44,212	49	44,261	Declared Elected
	2	Allola Indrakaran Reddy	Indian National Congress	41,620	96	41,716	
	3	K.Srihari Rao	Telangana Rashtra Samithi	35,315	143	35,458	
	4	Ravula Ramnath	Bharatiya Janata Party	3,208	8	3,216	
	5	K.Prakashamu	Bahujan Samaj Party	1,930	1	1,931	
	6	Nalmela Poshetty	Independent	1,517	0	1,517	
	7	Nigulapu Linganna	Bahujan Samaj Party(Ambedkar-Phule)	1,310	0	1,310	
	8	Poondru Narsa Reddy	Lok Satta Party	1,298	9	1,307	
	9	Kotla Narayana	Independent	853	0	853	
			VALID VOTES	1,31,263	306	1,31,569	
			REJECTED VOTES			246	Total Electors
			TOTAL VOTES POLLED			1,31,815	1,69,201
		TENDERED VOTES			0		
10 Mudhole	1	Venugopala Chary. S	Telugu Desam	44,992	27	45,019	Declared Elected
	2	Gaddigari Vittal Reddy	Praja Rajyam Party	44,794	42	44,836	
	3	Patil Narayan Rao Bhosle	Indian National Congress	28,850	22	28,872	
	4	Satishwer Rao	Bharatiya Janata Party	9,669	9	9,678	
	5	Abdul Bhari	Bahujan Samaj Party	1,850	0	1,850	
	6	Puli Pedda Bhumanna	Pyramid Party of India	1,729	0	1,729	
	7	Sagar Agre	Independent	1,562	0	1,562	
	8	Chinna Chinnanna	Independent	997	0	997	
	9	Ganapathi	Trilinga Praja Pragati Party	865	0	865	
	10	P.Ramachandra Reddy	Independent	797	0	797	
	11	Ramdas Anaboinawad	Independent	782	0	782	
	12	Balapur Gangadher	Communist Party of India (Marxist-Leninist)(Liberation)	661	0	661	
			VALID VOTES	1,37,548	100	1,37,648	
			REJECTED VOTES			454	Total Electors
		TOTAL VOTES POLLED			1,38,102	1,75,877	
		TENDERED VOTES			0		

Assembly Constituency No. & Name	Sl. No.	Candidate Name	Party	Votes Counted from EVM	Postal Votes	Total Votes Polled	Results
11 Armur	1	Annapurna Aleti	Telugu Desam	48,927	82	49,009	Declared Elected
	2	K.R.Suresh Reddy	Indian National Congress	35,852	98	35,950	
	3	Baddam Madhu Shekhar	Praja Rajyam Party	21,241	94	21,335	
	4	Srinivas Aljapur	Bharatiya Janata Party	7,480	64	7,544	
	5	Krishna Bokkena	Lok Satta Party	1,824	10	1,834	
	6	Vijayakumar Gatadi	Independent	1,465	0	1,465	
	7	Mukka Satyanarayana	Pyramid Party of India	1,240	0	1,240	
	8	Mothkuri Linga Goud	Bahujan Samaj Party	985	0	985	
	9	Regulla Satyanarayana	Independent	889	0	889	
	10	Mohan	Independent	571	0	571	
			VALID VOTES	1,20,474	348	1,20,822	
			REJECTED VOTES			142	Total Electors
			TOTAL VOTES POLLED			1,20,964	1,63,658
		TENDERED VOTES			4		
12 Bodhan	1	Sudershan Reddy	Indian National Congress	42,445	49	42,494	Declared Elected
	2	Shakeel.M.D.	Telangana Rashtra Samithi	41,153	66	41,219	
	3	C.Karunakar Reddy	Praja Rajyam Party	34,070	72	34,142	
	4	Kotigari Shivappa	Bharatiya Janata Party	8,585	9	8,594	
	5	Kesani Srinivas Rao	Pyramid Party of India	2,188	2	2,190	
	6	Y.Sai Babu	Marxist Communist Party of India (S.S.Srivastava)	2,012	0	2,012	
	7	Jameel Ahmed	Lok Satta Party	1,362	10	1,372	
			VALID VOTES	1,31,815	208	1,32,023	
			REJECTED VOTES			241	Total Electors
			TOTAL VOTES POLLED			1,32,264	1,80,181
		TENDERED VOTES			0		
13 Jukkal (SC)	1	Hanmanth Shinde	Telugu Desam	72,842	129	72,971	Declared Elected
	2	Savithri.S.	Indian National Congress	38,784	63	38,847	
	3	T.Aruna Tara	Praja Rajyam Party	10,183	22	10,205	
	4	Errolla Sailu	Independent	1,982	0	1,982	
	5	Juttolla Sailu	Bharatiya Janata Party	1,527	2	1,529	
	6	A.K.Latha	Lok Satta Party	1,240	8	1,248	
	7	Vittal	Bahujan Samaj Party	953	0	953	
			VALID VOTES	1,27,511	224	1,27,735	
			REJECTED VOTES			285	Total Electors
		TOTAL VOTES POLLED			1,28,020	1,65,426	
		TENDERED VOTES			0		
14 Banswada	1	Pocharam Srinivas Reddy (Parige)	Telugu Desam	69,567	290	69,857	Declared Elected
	2	Bajireddi Goverdhan	Indian National Congress	43,470	284	43,754	
	3	Balaraj Kasulawar	Praja Rajyam Party	6,312	35	6,347	
	4	Mohan Reddy Ryala	Bharatiya Janata Party	2,666	5	2,671	
	5	Avusali Gangadhar	Independent	1,624	0	1,624	
	6	Nagaiah Macharla	Bahujan Samaj Party	1,490	0	1,490	
	7	K.Geeta Murthy	Lok Satta Party	1,280	20	1,300	
	8	Bejugam Shanker	Pyramid Party of India	1,209	2	1,211	
			VALID VOTES	1,27,618	636	1,28,254	
			REJECTED VOTES			128	Total Electors
		TOTAL VOTES POLLED			1,28,382	1,61,732	
		TENDERED VOTES			4		
15 Yellareddy	1	Eanugu Ravinder Reddy	Telangana Rashtra Samithi	76,908	245	77,153	Declared Elected
	2	Janardhan Goud Bogudameedhi	Indian National Congress	40,138	156	40,294	
	3	Jamuna	Praja Rajyam Party	11,163	41	11,204	
	4	Satyanarayana Rao Ravikanthi	Bharatiya Janata Party	6,538	3	6,541	
	5	Kishan Rao.M.	Independent	2,686	2	2,688	
	6	Marri Ram Reddy	Lok Satta Party	2,196	23	2,219	
	7	Potharaju Swamy	Independent	1,950	1	1,951	
	8	Ramesh Kandaddi	Independent	1,884	0	1,884	
	9	Ankam Prabhu	Bahujan Samaj Party	1,378	0	1,378	
	10	J.Krishna	Independent	818	0	818	
	11	Akula Vijaya	Independent	632	0	632	
	12	Akula Anusuja	Independent	438	0	438	
			VALID VOTES	1,46,729	471	1,47,200	
		REJECTED VOTES			152	Total Electors	
		TOTAL VOTES POLLED			1,47,352	1,91,237	
		TENDERED VOTES			0		

Assembly Constituency No. & Name	Sl. No.	Candidate Name	Party	Votes Counted from EVM	Postal Votes	Total Votes Polled	Results
16 Kamareddy	1	Gampa Goverdhan	Telugu Desam	86,494	492	86,986	Declared Elected
	2	Ali Mohammad Shabbir	Indian National Congress	39,047	231	39,278	
	3	Dhatrika Vittal	Praja Rajyam Party	8,782	20	8,802	
	4	Uppunuthala Muralidhar Goud	Bharatiya Janata Party	3,072	10	3,082	
	5	Shivarathri Pratap	Lok Satta Party	2,109	24	2,133	
	6	Kodipyaka Mahender Goud	Independent	2,090	0	2,090	
	7	Boyini Ramulu	Pyramid Party of India	1,325	1	1,326	
	8	Kyatham Sidha Ramulu	Bahujan Samaj Party	1,216	1	1,217	
			VALID VOTES	1,44,135	779	1,44,914	
			REJECTED VOTES			136	Total Electors
			TOTAL VOTES POLLED			1,45,050	1,99,249
		TENDERED VOTES			0		
17 Nizamabad (Urban)	1	Endala Lakshmi Narayana	Bharatiya Janata Party	40,241	234	40,475	Declared Elected
	2	Dharmapuri Srinivas	Indian National Congress	29,369	91	29,460	
	3	M.A.Rahim	Praja Rajyam Party	15,887	15	15,902	
	4	A.S.Poshetty	Telangana Rashtra Samithi	5,902	12	5,914	
	5	D.Shekar	Lok Satta Party	989	14	1,003	
	6	Dayanand.B	Independent	496	0	496	
	7	M.D.Nazeer	Bahujan Samaj Party(Ambedkar-Phule)	403	0	403	
	8	Vijaya Laxmi Naroju Janardhan	Pyramid Party of India	377	0	377	
	9	M.A.Majeed	Samajwadi Party	369	1	370	
	10	B.Laxman	Bahujan Samaj Party	352	0	352	
	11	Gaddam Vikram Reddy	Independent	227	0	227	
	12	Mohammad Khaja Moinuddin	Muslim League Kerala State Committee	208	0	208	
			VALID VOTES	94,820	367	95,187	
			REJECTED VOTES			406	Total Electors
		TOTAL VOTES POLLED			95,593	2,39,887	
		TENDERED VOTES			9		
18 Nizamabad (Rural)	1	Mandava Venkateshwara Rao	Telugu Desam	71,680	133	71,813	Declared Elected
	2	Akula Lalitha	Indian National Congress	43,004	82	43,086	
	3	Dr.Ravinder Reddy	Praja Rajyam Party	17,909	32	17,941	
	4	V.Prabhakar	Independent	5,217	7	5,224	
	5	Leela Shiva Sree. K.	Bharatiya Janata Party	3,874	8	3,882	
	6	Madasu Lingam	Bharateeya Sadharma Samsthapana Party	2,969	0	2,969	
	7	Banoth Biloji Nayak	Lok Satta Party	2,574	12	2,586	
	8	Rudra Madhusudhan	Pyramid Party of India	1,555	0	1,555	
	9	Sayanna Tirumani	Bahujan Samaj Party	1,153	0	1,153	
	10	G.Chinna Bhumaiiah	Bahujan Samaj Party(Ambedkar-Phule)	575	0	575	
			VALID VOTES	1,50,510	274	1,50,784	
			REJECTED VOTES			244	Total Electors
			TOTAL VOTES POLLED			1,51,028	1,93,494
		TENDERED VOTES			0		
19 Balkonda	1	Anil Kumar Eravathi	Praja Rajyam Party	46,080	233	46,313	Declared Elected
	2	Srinivas Reddy Shanigaram	Indian National Congress	37,992	162	38,154	
	3	Surender Reddy Vemula	Telangana Rashtra Samithi	31,011	97	31,108	
	4	Ruyyadi Rajeshwar	Bharatiya Janata Party	5,717	14	5,731	
	5	Madukar Eligeti	Pyramid Party of India	3,101	1	3,102	
	6	Naveen Reddy Kyatham	Lok Satta Party	2,390	11	2,401	
	7	Ramesh Yadav Basa	Bahujan Samaj Party	1,653	5	1,658	
			VALID VOTES	1,27,944	523	1,28,467	
		REJECTED VOTES			47	Total Electors	
		TOTAL VOTES POLLED			1,28,514	1,69,042	
		TENDERED VOTES			0		
20 Koratla	1	Kalvakuntla Vidyasagar Rao	Telangana Rashtra Samithi	41,677	184	41,861	Declared Elected
	2	Juvvadi Rathnakar Rao	Indian National Congress	26,182	134	26,316	
	3	Jangili Sunitha Venkat	Praja Rajyam Party	20,665	15	20,680	
	4	Tummala Mamatha Reddy Damu	Bharatiya Janata Party	16,173	46	16,219	
	5	M.A.Gaffar	Independent	14,409	203	14,612	
	6	Komireddy Vijaya Azad	Bahujan Samaj Party	2,744	1	2,745	
	7	Bokkenapally Gangadhar	Independent	1,627	0	1,627	
	8	Chevulamaddi Shankar	Pyramid Party of India	1,607	0	1,607	
	9	Muthyala Venkata Reddy	Lok Satta Party	1,531	8	1,539	
	10	Komireddy Linga Reddy	Independent	1,166	0	1,166	
	11	Pothkooi Nadipi Rajam	Independent	919	0	919	
			VALID VOTES	1,28,700	591	1,29,291	
		REJECTED VOTES			2	Total Electors	
		TOTAL VOTES POLLED			1,29,293	1,91,853	
		TENDERED VOTES			0		

Assembly Constituency No. & Name	Sl. No.	Candidate Name	Party	Votes Counted from EVM	Postal Votes	Total Votes Polled	Results
21 Jagtial	1	L.Ramana	Telugu Desam	72,947	317	73,264	Declared Elected
	2	T.Jeevan Reddy	Indian National Congress	43,013	402	43,415	
	3	Dr.Chandra Shekar Goud	Praja Rajyam Party	9,936	8	9,944	
	4	Mohammed Jamaluddin	Independent	2,224	0	2,224	
	5	Dr.V.Satyanarayana Murthy	Pyramid Party of India	1,543	2	1,545	
	6	Menneni Vidya Sagar Rao	Lok Satta Party	1,506	7	1,513	
	7	Komireddi Karamchand	Bahujan Samaj Party	1,404	0	1,404	
			VALID VOTES	1,32,573	736	1,33,309	
			REJECTED VOTES			300	Total Electors
			TOTAL VOTES POLLED			1,33,609	1,95,156
		TENDERED VOTES			0		
22 Dharmapuri (SC)	1	Eshwar Koppula	Telangana Rashtra Samithi	45,620	228	45,848	Declared Elected
	2	Adhuri Laxman Kumar	Indian National Congress	44,250	114	44,364	
	3	Gaddam Rajesh	Praja Rajyam Party	23,416	40	23,456	
	4	Sogala Kumar	Bharatiya Janata Party	6,392	5	6,397	
	5	Mokenapally Rajavva	Independent	4,085	3	4,088	
	6	Maddela Ravindar	Lok Satta Party	3,562	29	3,591	
			VALID VOTES	1,27,325	419	1,27,744	
			REJECTED VOTES			72	Total Electors
		TOTAL VOTES POLLED			1,27,816	1,93,562	
		TENDERED VOTES			0		
23 Ramagundam	1	Somarapu Sathyanarayana	Independent	32,403	76	32,479	Declared Elected
	2	Kausika Hari Nath	Praja Rajyam Party	30,212	47	30,259	
	3	Babar Saleem Pasha	Indian National Congress	23,240	43	23,283	
	4	Korukanti Chander Patel	Telangana Rashtra Samithi	15,930	54	15,984	
	5	Balmuri Vanitha	Bharatiya Janata Party	6,437	13	6,450	
	6	Gandra Rekha	Independent	2,872	8	2,880	
	7	Anil Kumar Tangeda	Lok Satta Party	2,325	8	2,333	
	8	Kodipunjula Rajaiah	Independent	1,517	1	1,518	
	9	Dr. Nuthalapati Rathnam	Bahujan Samaj Party	911	0	911	
	10	Patha Babu Shetti	Independent	730	0	730	
	11	Gorre Ramesh	Independent	614	0	614	
	12	Jeedi Ravi Kumar	Trilinga Praja Pragati Party	505	2	507	
	13	Jummidu Thirupathi	Independent	420	0	420	
	14	Choppari Shankar Mudiraj	Independent	384	0	384	
	15	Vahida	Marxist Communist Party of India (S.S.Srivastava)	273	0	273	
			VALID VOTES	1,18,773	252	1,19,025	
			REJECTED VOTES			26	Total Electors
		TOTAL VOTES POLLED			1,19,051	2,04,961	
		TENDERED VOTES			2		
24 Manthani	1	Duddilla Sridhar Babu	Indian National Congress	63,485	285	63,770	Declared Elected
	2	Putta Madhu	Praja Rajyam Party	50,434	127	50,561	
	3	Routhu Kanakaiah	Telangana Rashtra Samithi	22,258	80	22,338	
	4	Md.Shamshodhin	Independent	3,611	0	3,611	
	5	Shashi Bhushan Kache	Bharatiya Janata Party	3,526	6	3,532	
	6	Odela Sampath	Lok Satta Party	1,817	10	1,827	
	7	Tagaram Shankar Lal	Bahujan Samaj Party	1,689	3	1,692	
	8	Amma Jampaiah	Independent	1,406	0	1,406	
	9	Madadi Prabhakar Reddy	Independent	1,169	1	1,170	
	10	Bachala Erraiah	Independent	974	0	974	
			VALID VOTES	1,50,369	512	1,50,881	
			REJECTED VOTES			14	Total Electors
		TOTAL VOTES POLLED			1,50,895	2,02,812	
		TENDERED VOTES			2		
25 Peddapalle	1	Chinthakunta Vijaya Ramana Rao	Telugu Desam	64,255	64	64,319	Declared Elected
	2	Mukunda Reddy Geetla	Indian National Congress	40,772	65	40,837	
	3	C. Satyanarayana Reddy	Telangana Rashtra Samithi	20,711	116	20,827	
	4	Gujjula Ramakrishna Reddy	Bharatiya Janata Party	13,469	10	13,479	
	5	Vemula Padmavathi	Praja Rajyam Party	11,403	9	11,412	
	6	Bonala Kumari Kamala	Independent	2,419	0	2,419	
	7	Bakam Santosh Kumar	Bahujan Samaj Party	1,809	0	1,809	
	8	Madasu Srinivasa Rao	Lok Satta Party	1,781	5	1,786	
	9	Kota Damodar Reddy	Independent	1,226	0	1,226	
	10	Katherla Rajanna	Independent	983	0	983	
	11	Krishna Reddy Tummala	Marxist Communist Party of India (S.S.Srivastava)	503	0	503	
	12	Palle Mallesh	Trilinga Praja Pragati Party	503	0	503	
			VALID VOTES	1,59,834	269	1,60,103	
			REJECTED VOTES			5	Total Electors
		TOTAL VOTES POLLED			1,60,108	2,25,755	
		TENDERED VOTES			4		

Assembly Constituency No. & Name	Sl. No.	Candidate Name	Party	Votes Counted from EVM	Postal Votes	Total Votes Polled	Results
26 Karimnagar	1	Gangula Kamalakar	Telugu Desam	68,351	387	68,738	Declared Elected
	2	Chalimeda Lakshminarasimha Rao	Indian National Congress	38,384	220	38,604	
	3	Devender Rao Katari	Praja Rajyam Party	17,777	17	17,794	
	4	P.Sugunakar Rao	Bharatiya Janata Party	5,190	32	5,222	
	5	Lenkala Raji Reddy	Lok Satta Party	2,674	40	2,714	
	6	Md.Jameeluddin	Independent	2,139	2	2,141	
	7	Amaragoni Parusharam	Bahujan Samaj Party	728	1	729	
	8	Angarika Rukmini	Pyramid Party of India	581	0	581	
	9	D.Mallaiah	Independent	562	2	564	
	10	Chinthala Laxmi	Independent	535	0	535	
	11	Dr.Sayyed Arif Hussain	Independent	510	0	510	
	12	Pusala Sampath	Independent	461	0	461	
	13	Sriramula Venkateshwarlu	Independent	455	0	455	
	14	Varala Narayana	Independent	363	0	363	
	15	Kavvampalli Mallaiah	Trilinga Praja Pragati Party	320	0	320	
	16	Madari Srinivas	Independent	208	0	208	
	17	Janga Chandra Reddy	Independent	184	0	184	
			VALID VOTES	1,39,422	701	1,40,123	
		REJECTED VOTES			242	Total Electors	
		TOTAL VOTES POLLED			1,40,365	2,61,573	
		TENDERED VOTES			0		
27 Choppadandi (SC)	1	Suddala Devaiah	Telugu Desam	68,796	45	68,841	Declared Elected
	2	Gunukonda Babu	Indian National Congress	35,798	55	35,853	
	3	Lingampalli Kishan	Praja Rajyam Party	17,523	5	17,528	
	4	Lingampalli Shankaraiah	Bharatiya Janata Party	4,077	0	4,077	
	5	Manne Ravindranath	Independent	2,294	0	2,294	
	6	Domakonda Mallaiah	Bahujan Samaj Party	2,019	0	2,019	
	7	Gaddala Prabhakar	Independent	1,427	0	1,427	
	8	Chinthala Mallesham	Trilinga Praja Pragati Party	1,400	0	1,400	
	9	Thodeti Babu	Lok Satta Party	1,332	8	1,340	
	10	Bandapalli Rajaiah	Independent	1,099	0	1,099	
	11	Kanukam Vamshi	Independent	969	0	969	
	12	Gudishe Rajaiah	Independent	877	0	877	
	13	Lanka Anjaiah	Ajeya Bharat Party (Independent)	737	0	737	
	14	Malliala Prathap	Janata Dal (United)	303	0	303	
			VALID VOTES	1,38,651	113	1,38,764	
		REJECTED VOTES			32	Total Electors	
		TOTAL VOTES POLLED			1,38,796	2,00,641	
		TENDERED VOTES			0		
28 Vemulawada	1	Ramesh Chennamaneni	Telugu Desam	36,508	93	36,601	Declared Elected
	2	Adi Srinivas	Indian National Congress	34,579	201	34,780	
	3	Chennamaneni Vidyasagar Rao	Bharatiya Janata Party	23,829	119	23,948	
	4	Teegala Ravindra Goud	Praja Rajyam Party	11,760	24	11,784	
	5	Konda Devaiah	Independent	5,725	8	5,733	
	6	Pitthala Bhoomesh	Bahujan Samaj Party	4,691	15	4,706	
	7	Md.Sarwar Pasha	Independent	2,664	0	2,664	
	8	Boddu Ramulu	Trilinga Praja Pragati Party	1,878	1	1,879	
			VALID VOTES	1,21,634	461	1,22,095	
		REJECTED VOTES			47	Total Electors	
		TOTAL VOTES POLLED			1,22,142	1,84,513	
		TENDERED VOTES			0		
29 Sircilla	1	Kalvakuntala Taraka Ramarao	Telangana Rashtra Samithi	36,559	224	36,783	Declared Elected
	2	K.K.Mahender Reddy	Independent	36,289	323	36,612	
	3	Gajula Balaiah	Praja Rajyam Party	22,946	42	22,988	
	4	Gudla Manjula	Indian National Congress	13,205	30	13,235	
	5	Aravalli Chandrashekar Rao	Bharatiya Janata Party	9,254	15	9,269	
	6	Konduri Gandhi	Bahujan Samaj Party	4,170	8	4,178	
	7	Akku Ramchandram	Independent	2,407	0	2,407	
	8	Jamalpur Madanlal	Independent	2,362	0	2,362	
	9	Pakala Rajamallaiah	Independent	2,201	0	2,201	
	10	Vangari Narsaiah	Independent	1,490	0	1,490	
	11	Santosh Babu.R.	Lok Satta Party	1,226	11	1,237	
	12	Amberi Laxminarayana	Independent	1,198	0	1,198	
	13	G.Laxminarsamma	Independent	868	0	868	
	14	Kalluri Raju	Independent	783	0	783	
	15	Janardhan Sirimalla	Marxist Communist Party of India (S.S.Srivastava)	597	0	597	
	16	Reddimalla Srinivas	Republican Party of India (A)	429	0	429	
			VALID VOTES	1,35,984	653	1,36,637	
		REJECTED VOTES			28	Total Electors	
		TOTAL VOTES POLLED			1,36,665	2,10,869	
		TENDERED VOTES			0		

Assembly Constituency No. & Name	Sl. No.	Candidate Name	Party	Votes Counted from EVM	Postal Votes	Total Votes Polled	Results
30 Manakondur (SC)	1	Arepally Mohan	Indian National Congress	45,090	214	45,304	Declared Elected
	2	Voraganti Anand	Telangana Rashtra Samithi	42,935	197	43,132	
	3	Dr.Kavvampalli Satyanarayana	Praja Rajyam Party	34,257	173	34,430	
	4	Gaddam Nagaraju	Bharatiya Janata Party	7,000	7	7,007	
	5	Boda Sudhakar	Independent	2,508	1	2,509	
	6	Gorre Shankaraiah	Independent	2,087	0	2,087	
	7	Bollampally Ailaiah	Independent	1,847	0	1,847	
	8	Matangi Ashok	Bahujan Samaj Party	1,822	7	1,829	
	9	Bamandla Narendar	Independent	900	0	900	
	10	Janapatla Swamy	Independent	876	0	876	
	11	Kanakam Chandraiah	Marxist Communist Party of India (S.S.Srivastava)	745	1	746	
	12	Kande Sammaiah	Janata Dal (United)	426	1	427	
			VALID VOTES	1,40,493	601	1,41,094	
			REJECTED VOTES			110	Total Electors
		TOTAL VOTES POLLED			1,41,204	2,00,944	
		TENDERED VOTES			1		
31 Huzurabad	1	Eatala Rajender	Telangana Rashtra Samithi	56,434	318	56,752	Declared Elected
	2	V.Krishna Mohan Rao	Indian National Congress	41,466	251	41,717	
	3	Pingili Venkateshwar Reddy	Praja Rajyam Party	24,746	39	24,785	
	4	Bobbala Raji Reddy	Bharatiya Janata Party	6,053	8	6,061	
	5	Enugala Bheema Rau	Samata Party	4,314	4	4,318	
	6	Gangarapu Thirupathi	Independent	2,218	0	2,218	
	7	Kinnera Shyamsunder	Lok Satta Party	1,699	17	1,716	
	8	Myakamalla Rathnaiah	Independent	1,694	0	1,694	
	9	Manda Roja Ramani	Bahujan Samaj Party	1,600	2	1,602	
	10	Marapelli Srinivas	Trilinga Praja Pragati Party	1,447	1	1,448	
	11	Annepu Yakaiah	Independent	1,288	0	1,288	
	12	Kandukoori Nagaraju	Pyramid Party of India	1,083	0	1,083	
	13	Barige Gattaiah Yadav	Independent	854	0	854	
	14	Milukuri Vasudeva Reddy	Marxist Communist Party of India (S.S.Srivastava)	640	2	642	
		VALID VOTES	1,45,536	642	1,46,178		
		REJECTED VOTES			234	Total Electors	
		TOTAL VOTES POLLED			1,46,412	2,04,056	
		TENDERED VOTES			0		
32 Husnabad	1	Aligireddy Praveen Reddy	Indian National Congress	49,251	119	49,370	Declared Elected
	2	Capt. V.Laxmikantha Rao	Telangana Rashtra Samithi	35,953	242	36,195	
	3	Enugula Peddi Reddy	Praja Rajyam Party	31,865	103	31,968	
	4	Chada Venkat Reddy	Communist Party of India	27,127	257	27,384	
	5	Kotha Srinivas Reddy	Bharatiya Janata Party	5,969	5	5,974	
	6	Srinivas Shivarathri	Independent	2,304	0	2,304	
	7	Doki Ravinder	Independent	2,199	0	2,199	
	8	Anagandula Laxminarayana	Independent	1,900	0	1,900	
	9	P.Ram Mohan Yadav	Bahujan Samaj Party	1,785	3	1,788	
	10	Thatikonda Jayapal Reddy	Lok Satta Party	1,409	1	1,410	
	11	Kolipaka Mallesh	Rashtriya Janata Dal	935	0	935	
	12	B.Rani Madhavi	Independent	932	0	932	
	13	Polati Laxman Rao	Independent	809	0	809	
	14	Chennaboina Veeranna	Independent	761	0	761	
	15	Uppala Padma	Independent	737	0	737	
		VALID VOTES	1,63,936	730	1,64,666		
		REJECTED VOTES			229		
		VOTES NOT RETRIEVED FROM EVM			10	Total Electors	
		TOTAL VOTES POLLED			1,64,905	2,33,615	
		TENDERED VOTES			0		
33 Siddipet	1	Thaneeru Harish Rao	Telangana Rashtra Samithi	85,061	782	85,843	Declared Elected
	2	Anjaiah Byri	Indian National Congress	21,047	119	21,166	
	3	Dr. Narasimha Chary Veggalam	Praja Rajyam Party	9,857	38	9,895	
	4	Soppadandi Vidya Sagar	Bharatiya Janata Party	3,247	44	3,291	
	5	Gajabinkar Lakshmi Bhai	Independent	2,766	0	2,766	
	6	Bandipalli Ramaiah	Pyramid Party of India	1,871	2	1,873	
	7	Thummanapalli Srinivas	Lok Satta Party	1,770	34	1,804	
	8	Mittapally Balaraj	Independent	1,789	1	1,790	
	9	Kompelli Prabhudas	Bahujan Samaj Party	1,178	3	1,181	
	10	Battula Chandram	Independent	830	0	830	
	11	Yasala Lingam	Rashtriya Krantikari Samajwadi Party	722	2	724	
	12	R.Chandrashekhara Reddy	Janata Dal (United)	548	8	556	
	13	Arra Lingaiah	Bahujan Samaj Party(Ambedkar-Phule)	312	0	312	
		VALID VOTES	1,30,998	1033	1,32,031		
		REJECTED VOTES			123	Total Electors	
		TOTAL VOTES POLLED			1,32,154	1,85,202	
		TENDERED VOTES			0		

Assembly Constituency No. & Name	Sl. No.	Candidate Name	Party	Votes Counted from EVM	Postal Votes	Total Votes Polled	Results
34 Medak	1	Mynampalli Hanmanth Rao	Telugu Desam	57,685	257	57,942	Declared Elected
	2	P.Shashidhar Reddy	Indian National Congress	36,589	202	36,791	
	3	Smt.Padma Devender Reddy.M.	Independent	23,299	69	23,368	
	4	Jagapathi Batti	Praja Rajyam Party	16,738	100	16,838	
	5	Beesa Shivakumar	Independent	3,903	0	3,903	
	6	Subash Reddy Rajaiahgari	Bharatiya Janata Party	3,365	19	3,384	
	7	Kammari Narsimha Chary	Rashtriya Janata Dal	1,929	0	1,929	
	8	Sirigadde Bixapathi	Independent	1,556	1	1,557	
	9	Gollapalli Saya Goud	Pyramid Party of India	1,267	1	1,268	
	10	Karanam Soujanya	Lok Satta Party	1,186	21	1,207	
	11	Muthyala Narsimlu	Bahujan Samaj Party	1,005	0	1,005	
	12	Jalla Kalavathi	Independent	986	3	989	
	13	M.D.Khaleel	Independent	701	0	701	
			VALID VOTES	1,50,209	673	1,50,882	
			REJECTED VOTES			87	Total Electors
		TOTAL VOTES POLLED			1,50,969	1,99,047	
		TENDERED VOTES			0		
35 Narayankhed	1	Patlolla Kista Reddy	Indian National Congress	67,976	496	68,472	Declared Elected
	2	M.Vijayapal Reddy	Praja Rajyam Party	40,624	175	40,799	
	3	M.Bhupal Reddy	Telangana Rashtra Samithi	23,620	174	23,794	
	4	M.A.Basheer	Bahujan Samaj Party	3,398	3	3,401	
	5	Amarsingh	Bharatiya Janata Party	2,401	58	2,459	
	6	Phathya Naik	Independent	2,365	5	2,370	
	7	T.Ramchander	Pyramid Party of India	2,350	1	2,351	
	8	M.D.Ulfath Ali	Lok Satta Party	1,127	4	1,131	
	9	V.Thukaram Naik	Marxist Communist Party of India (S.S.Srivastava)	857	0	857	
			VALID VOTES	1,44,718	916	1,45,634	
		REJECTED VOTES			66	Total Electors	
		TOTAL VOTES POLLED			1,45,700	1,97,905	
		TENDERED VOTES			1		
36 Andole (SC)	1	C. Damodar Raja Narsimha	Indian National Congress	78,430	241	78,671	Declared Elected
	2	P. Babumohan	Telugu Desam	75,527	238	75,765	
	3	Malyala Rajaiah Srinivas	Praja Rajyam Party	5,250	7	5,257	
	4	Chanti Kranti Kiran	Independent	4,269	13	4,282	
	5	Kondi Mogulaiah	Independent	2,624	1	2,625	
	6	M. Balaiah	Bahujan Samaj Party	2,544	2	2,546	
	7	Ayancha Arun Chakravarty	Independent	1,072	0	1,072	
			VALID VOTES	1,69,716	502	1,70,218	
		REJECTED VOTES			261	Total Electors	
		TOTAL VOTES POLLED			1,70,479	2,26,321	
		TENDERED VOTES			0		
37 Narsapur	1	Vaakiti Sunitha Laxmareddy	Indian National Congress	73,503	421	73,924	Declared Elected
	2	Chilumula Krishna Reddy	Communist Party of India	60,511	139	60,650	
	3	Kailasa Ramchander	Praja Rajyam Party	9,274	29	9,303	
	4	Gopi Singayapalli	Bharatiya Janata Party	3,474	10	3,484	
	5	Kanigiri Lingam	Bahujan Samaj Party	3,452	1	3,453	
	6	Kammari Srinivasa Chary	Lok Satta Party	2,673	26	2,699	
	7	Sayamolla Mogulaiah	Republican Party of India (A)	1,994	0	1,994	
	8	Chakali Sathyanarayana	Bahujan Samaj Party(Ambedkar-Phule)	1,455	0	1,455	
	9	Laxmi	Pyramid Party of India	1,305	1	1,306	
			VALID VOTES	1,57,641	627	1,58,268	
		REJECTED VOTES			33	Total Electors	
		TOTAL VOTES POLLED			1,58,301	1,87,986	
		TENDERED VOTES			0		
38 Zahirabad (SC)	1	Dr. J.Geeta	Indian National Congress	62,445	313	62,758	Declared Elected
	2	Y. Narotham	Telugu Desam	60,194	378	60,572	
	3	D. Vasanth Kumar	Praja Rajyam Party	15,124	61	15,185	
	4	P. Raj Kumar	Bharatiya Janata Party	3,558	14	3,572	
	5	Janardhan Lakumala	Bahujan Samaj Party	2,476	3	2,479	
	6	Nalla Surya Prakash	Bahujan Samaj Party(Ambedkar-Phule)	2,317	10	2,327	
	7	Sonnayala Babu	Independent	1,349	0	1,349	
	8	I. Pratap Kumar	Lok Satta Party	1,261	20	1,281	
	9	G. Anjaiah	Independent	1,107	1	1,108	
	10	K. Bichaiah	Independent	816	3	819	
	11	L.Bhoomaiah	Independent	617	5	622	
	12	Gorlakadi Mollaiah	Independent	517	2	519	
	13	D. Esmalappa	Independent	465	0	465	
	14	K. V. Nalin Dutt	Independent	436	0	436	
			VALID VOTES	1,52,682	810	1,53,492	
		REJECTED VOTES			68	Total Electors	
		TOTAL VOTES POLLED			1,53,560	2,17,696	
		TENDERED VOTES			0		

Assembly Constituency No. & Name	Sl. No.	Candidate Name	Party	Votes Counted from EVM	Postal Votes	Total Votes Polled	Results
39 Sangareddy	1	Jaya Prakash Reddy T.	Indian National Congress	40,843	258	41,101	Declared Elected
	2	Chinta Prabhaker	Telugu Desam	34,237	92	34,329	
	3	Faheem M.A.	Praja Rajyam Party	20,999	117	21,116	
	4	N. Chandra Shekar	Bharatiya Janata Party	15,475	141	15,616	
	5	Gadila Nawaz Reddy	Telangana Rashtra Samithi	15,190	100	15,290	
	6	Patlolla Narahari Reddy	Independent	2,143	9	2,152	
	7	Patlolla Madhava Reddy	Lok Satta Party	1,555	26	1,581	
	8	T. Narsimulu	Bahujan Samaj Party	1,148	1	1,149	
	9	T. Pruthviraj	Independent	597	0	597	
	10	Chalamala Yasoda Lakshmi	Pyramid Party of India	589	0	589	
	11	Tahera	Independent	534	0	534	
	12	Pothuraju Laxmi Narasamma	Independent	521	1	522	
	13	Shaik Rasheed	Independent	485	0	485	
	14	Mirza Shamsheer Baig	Independent	473	0	473	
	15	Sadakula Krishnaiah	Trilinga Praja Pragati Party	434	4	438	
	16	Hari Shanker Goud	Independent	425	0	425	
	17	Anantha Rao Kulakarni	Independent	419	1	420	
	18	Ankena Palli Shrishailam	Independent	339	1	340	
	19	Gaddamada Narsimulu	Independent	295	0	295	
	20	Tammali Narsimulu	Independent	257	0	257	
	21	Ataur Rahman	Independent	246	0	246	
	22	Azhar Mohd	Independent	239	0	239	
			VALID VOTES	1,37,443	751	1,38,194	
			REJECTED VOTES			322	Total Electors
			TOTAL VOTES POLLED			1,38,516	1,91,446
		TENDERED VOTES			0		
40 Patancheru	1	T. Nandeeshwar Goud	Indian National Congress	42,405	111	42,516	Declared Elected
	2	M. Sapanadev	Telugu Desam	41,189	80	41,269	
	3	J. Ramulu	Praja Rajyam Party	21,362	41	21,403	
	4	Kurra Sathyanarayana	Bharatiya Janata Party	20,143	122	20,265	
	5	G. Mahipal Reddy	Bahujan Samaj Party	16,860	61	16,921	
	6	Chukka Ramulu	Communist Party of India (Marxist)	7,288	74	7,362	
	7	D. Satyanarayana (Satish Goud)	Lok Satta Party	6,649	39	6,688	
	8	T. Venu Gopal	Independent	1,845	0	1,845	
	9	MD. Muneeruddin	Samajwadi Party	1,366	2	1,368	
	10	Mahankali Brahma Chary	Independent	859	0	859	
	11	Kadanna Venkatesh	Republican Party of India (A)	540	1	541	
	12	Kokkonda Sattaiah	Independent	359	3	362	
	13	Karre Balesh	Independent	315	0	315	
	14	Manne Leo Augustine	Indian Justice Party	248	0	248	
			VALID VOTES	1,61,428	534	1,61,962	
			REJECTED VOTES			121	Total Electors
			TOTAL VOTES POLLED			1,62,083	2,35,264
		TENDERED VOTES			0		
41 Dubbak	1	Cheruku Muthyam Reddy	Indian National Congress	52,761	228	52,989	Declared Elected
	2	Solipeta Rama Linga Reddy	Telangana Rashtra Samithi	50,105	244	50,349	
	3	Maddula Nageshwar Reddy	Praja Rajyam Party	19,942	29	19,971	
	4	Motadu Girish Reddy	Bharatiya Janata Party	5,950	17	5,967	
	5	Karika Ramesh Bheemasena	Bahujan Samaj Party	4,506	0	4,506	
	6	Vankani Malleshwar Mudiraj	Independent	2,125	0	2,125	
	7	Bitla Prabhakar	Pyramid Party of India	1,996	1	1,997	
	8	G.P.Reddy	Lok Satta Party	1,256	7	1,263	
	9	G.Bhujangam	Independent	1,165	1	1,166	
	10	B.Laxman	Independent	1,117	1	1,118	
	11	Amruthoji Kanthamma	Independent	596	0	596	
	12	Sukuri Ashok	Republican Party of India (A)	488	0	488	
			VALID VOTES	1,42,007	528	1,42,535	
		REJECTED VOTES			29	Total Electors	
		TOTAL VOTES POLLED			1,42,564	1,81,132	
		TENDERED VOTES			0		
42 Gajwel	1	Tumkunta Narsa Reddy	Indian National Congress	74,098	345	74,443	Declared Elected
	2	Lasmannagari Prathap Reddy	Telugu Desam	66,963	305	67,268	
	3	G. Election Reddy	Praja Rajyam Party	19,780	69	19,849	
	4	G. Madhusudhan	Independent	5,335	0	5,335	
	5	Y. Bal Reddy	Bahujan Samaj Party	2,639	1	2,640	
	6	Pythara Venkata Reddy	Independent	2,607	0	2,607	
	7	Pasikanti Manjula	Pyramid Party of India	2,276	2	2,278	
	8	Bandaru Rama Mohan Rao	Lok Satta Party	1,586	33	1,619	
	9	Kanigiri Satyanarayana	Independent	1,056	0	1,056	
			VALID VOTES	1,76,340	755	1,77,095	
		REJECTED VOTES			138	Total Electors	
		TOTAL VOTES POLLED			1,77,233	2,09,644	
		TENDERED VOTES			0		

Assembly Constituency No. & Name	Sl. No.	Candidate Name	Party	Votes Counted from EVM	Postal Votes	Total Votes Polled	Results
43 Medchal	1	Kichannagari Laxma Reddy (KLR)	Indian National Congress	69,297	15	69,312	Declared Elected
	2	Nakka Prabhakar Goud	Telugu Desam	63,731	11	63,742	
	3	Jangaiah Thotakura	Praja Rajyam Party	38,861	5	38,866	
	4	Baskar Reddy Nalla	Bharatiya Janata Party	7,819	2	7,821	
	5	Tallapally Shiva Kumar	Lok Satta Party	5,941	6	5,947	
	6	M. Raj Reddy	Independent	1,120	0	1,120	
	7	T.Hanmanth	Bahujan Samaj Party	1,117	0	1,117	
	8	Dr. M.Mallesh	Trilinga Praja Pragati Party	976	0	976	
	9	Kolkuri Satyanaryana	Independent	858	0	858	
	10	Bhairapaka Jesudasu Chakravarty	Great India Party	753	0	753	
	11	G.Kishan Naik	Independent	356	0	356	
	12	Agamaiah Silvery	Independent	321	0	321	
			VALID VOTES	1,91,150	39	1,91,189	
			REJECTED VOTES			30	Total Electors
			TOTAL VOTES POLLED			1,91,219	3,15,308
		TENDERED VOTES			10		
44 Malkajgiri	1	A. Rajender	Indian National Congress	56,604	25	56,629	Declared Elected
	2	C. Kanaka Reddy	Praja Rajyam Party	47,416	18	47,434	
	3	Sharada Mahesh. V.	Telugu Desam	47,298	28	47,326	
	4	K. Dharma Reddy	Lok Satta Party	19,999	25	20,024	
	5	Bala Lingam. M.	Bharatiya Janata Party	11,051	11	11,062	
	6	Gudimetla Suryanarayana Reddy	Independent	5,147	18	5,165	
	7	Subba Rao Vaddi	Independent	953	0	953	
	8	S. Rama Rao	Pyramid Party of India	685	0	685	
	9	Krishna Yadav.P	Bahujan Samaj Party	626	0	626	
	10	M. Raju	Independent	390	0	390	
	11	J. Dharmendar	Trilinga Praja Pragati Party	306	0	306	
	12	M. Mallikarjuna Rao	Akhil Bharatiya Jan Sangh	274	0	274	
	13	C. V. B. Krishna Murthy	Independent	234	0	234	
	14	Varaganti Laxminarsimha Raju	Independent	179	0	179	
	15	A. K. Muruges	Samajwadi Party	175	0	175	
	16	Jajula Bhaskar	Independent	157	0	157	
	17	P. Mohan Raj	Independent	153	0	153	
	18	Smt.Ganti Sumathi Devi	Independent	138	2	140	
			VALID VOTES	1,91,785	127	1,91,912	
		REJECTED VOTES			45	Total Electors	
		TOTAL VOTES POLLED			1,91,957	3,51,506	
		TENDERED VOTES			1		
45 Quthbullapur	1	Kuna Srisaillam Goud	Independent	53,732	21	53,753	Declared Elected
	2	Koona Pandu Vivekanand	Telangana Rashtra Samithi	30,527	7	30,534	
	3	K. M. Pratap	Indian National Congress	26,306	6	26,312	
	4	Kasani Gnaneshwar	Mana Party	23,430	0	23,430	
	5	Nandipeta Ravinder	Lok Satta Party	10,055	5	10,060	
	6	Dr. S. Malla Reddy	Bharatiya Janata Party	6,624	0	6,624	
	7	Manoj Kumar Singh	Samajwadi Party	1,500	0	1,500	
	8	Vegiraju Srinivas Raju	Pyramid Party of India	1,444	0	1,444	
	9	Police Sumithra Reddy	Independent	1,117	0	1,117	
	10	Sabera Begum	Bahujan Samaj Party	983	0	983	
	11	Akula Nagesh	Independent	536	0	536	
	12	M. S. Srinivas (Vasu)	Independent	499	0	499	
	13	Budala Vijaya Bhaskar Rao	Trilinga Praja Pragati Party	295	0	295	
	14	Mudimela Ramu	Independent	281	0	281	
	15	Anees Fathima	Independent	210	0	210	
			VALID VOTES	1,57,539	39	1,57,578	
		REJECTED VOTES			17	Total Electors	
		TOTAL VOTES POLLED			1,57,595	3,13,160	
		TENDERED VOTES			8		
46 Kukatpalle	1	Dr. Jaya Prakash Narayan	Lok Satta Party	71,703	50	71,753	Declared Elected
	2	Vaddepalli Narsing Rao	Indian National Congress	56,098	12	56,110	
	3	Kuna Venkatesh Goud	Praja Rajyam Party	37,024	5	37,029	
	4	Madhavaram Sudharshan Rao	Telangana Rashtra Samithi	26,753	7	26,760	
	5	Madavaram Kantha Rao	Bharatiya Janata Party	9,680	0	9,680	
	6	Kommu Rajesh	Bahujan Samaj Party	774	0	774	
	7	Koppula Navaneetha	Ambedkar National Congress	650	0	650	
	8	B. Samba Siva Rao	Pyramid Party of India	602	0	602	
	9	T. Beeraiah	Independent	578	0	578	
	10	Shaik Mohammad Maqbool	Independent	463	0	463	
	11	S. Goverdhan Reddy	Independent	421	0	421	
	12	Gollavalli Bhavani	Rashtriya Krantikari Samajwadi Party	385	0	385	
	13	Tadka Jagadeshwar	Independent	213	0	213	
	14	Meandakari Rangoji Rao	Independent	204	0	204	
	15	K. Govinda Rao	Independent	180	0	180	
	16	V. Sanjeeva Kumar	Janata Dal (United)	174	0	174	
			VALID VOTES	2,05,902	74	2,05,976	
		REJECTED VOTES			132	Total Electors	
		TOTAL VOTES POLLED			2,06,108	3,85,031	
		TENDERED VOTES			16		

Assembly Constituency No. & Name	Sl. No.	Candidate Name	Party	Votes Counted from EVM	Postal Votes	Total Votes Polled	Results
47 Uppal	1	Bandari Raji Reddy	Indian National Congress	57,830	44	57,874	Declared Elected
	2	Muttireddy Yadagiri Reddy	Telangana Rashtra Samithi	29,656	35	29,691	
	3	Amirishetty Narender	Praja Rajyam Party	25,621	13	25,634	
	4	N. V. S. S. Prabhakar	Bharatiya Janata Party	17,381	13	17,394	
	5	M. Jaswanth Reddy	Lok Satta Party	15,872	20	15,892	
	6	Chandra Reddy Salla	Independent	2,047	0	2,047	
	7	M. Raja Vardhan	Bahujan Samaj Party	1,048	0	1,048	
	8	K. Thirupatahiah	Independent	755	0	755	
	9	Dr. B. V. Chary	Independent	657	0	657	
	10	Racherla Vijaya Kumar	Pyramid Party of India	437	0	437	
	11	Poosa Balakishan Bestha	Independent	381	0	381	
	12	Dayakar Reddy K.	Independent	275	0	275	
	13	K. Mahender	Akhil Bharatiya Jan Sangh	240	0	240	
	14	Gadda Yugender	Independent	231	0	231	
	15	Mahesh Jetta	Independent	198	0	198	
	16	V. S. Vinod Kumar	Independent	186	0	186	
	17	N. Babu	Trilinga Praja Pragati Party	181	0	181	
	18	K. Avinas	Independent	140	0	140	
	19	Karri Venkoji Rao	Independent	129	0	129	
	20	Motakatla Bhadra Reddy	All India Forward Block	110	0	110	
			VALID VOTES	1,53,375	125	1,53,500	
		REJECTED VOTES			80	Total Electors	
		TOTAL VOTES POLLED			1,53,580	3,62,387	
		TENDERED VOTES			0		
48 Ibrahimpattanam	1	Manchireddy Kishan Reddy	Telugu Desam	56,402	106	56,508	Declared Elected
	2	Malreddy Ranga Reddy	Indian National Congress	47,234	58	47,292	
	3	T. Devender Goud	Praja Rajyam Party	35,079	100	35,179	
	4	Poreddy Narsimha Reddy	Bharatiya Janata Party	8,209	9	8,218	
	5	Muthyala Raja Sheker Rao	Lok Satta Party	1,795	9	1,804	
	6	Medipally Mahesh	Bahujan Samaj Party	1,656	1	1,657	
	7	K. Ravinder Reddy	Independent	1,393	0	1,393	
	8	Onteddu Narendar Vamsharaj	Independent	753	0	753	
	9	Pillikandla Jangaiah	Bahujan Samaj Party(Ambedkar-Phule)	709	0	709	
	10	Yerpula Samaiah	Independent	610	0	610	
	11	Jakka Sathi Reddy	Independent	504	0	504	
			VALID VOTES	1,54,344	283	1,54,627	
			REJECTED VOTES			7	Total Electors
		TOTAL VOTES POLLED			1,54,634	1,96,880	
		TENDERED VOTES			0		
49 Lal Bahadur Nagar	1	Sudheer Reddy Devireddy	Indian National Congress	67,353	157	67,510	Declared Elected
	2	S. V. Krishna Prasad	Telugu Desam	54,280	88	54,368	
	3	Sama Ranga Reddy	Praja Rajyam Party	32,787	36	32,823	
	4	Yenugu Rama Rao	Lok Satta Party	21,363	58	21,421	
	5	Akula Ramesh Goud	Bharatiya Janata Party	14,641	25	14,666	
	6	A. Yadaiah	Bahujan Samaj Party	755	0	755	
	7	Dhyanamaina Sri Ramulu	Pyramid Party of India	537	1	538	
	8	B. Ravinder Yadav	Independent	522	0	522	
	9	M. Papaiah	Trilinga Praja Pragati Party	488	0	488	
	10	P. Sudhakar Reddy	Independent	349	0	349	
	11	Vemula Jai Pal Reddy	Independent	323	0	323	
	12	G. Rajender	Independent	283	0	283	
	13	Sandiri Thara Bai	Dalita Bahujana Party	278	0	278	
	14	B. P. Madhusudhan	Independent	239	0	239	
	15	Aallampalli Padmavathi	Independent	212	0	212	
	16	K. Srinivas Reddy	Independent	196	0	196	
	17	Mohammed Mohinuddin	Independent	171	0	171	
	18	S. Ramesh Goud	Independent	157	0	157	
	19	Dasu Reddy R.	Independent	129	0	129	
	20	Paramesh Gaddagunti	Independent	113	0	113	
			VALID VOTES	1,95,176	365	1,95,541	
		REJECTED VOTES			5	Total Electors	
		TOTAL VOTES POLLED			1,95,546	4,12,728	
		TENDERED VOTES			14		

Assembly Constituency No. & Name	Sl. No.	Candidate Name	Party	Votes Counted from EVM	Postal Votes	Total Votes Polled	Results
50 Maheswaram	1	Patlolla Sabitha	Indian National Congress	65,066	11	65,077	Declared Elected
	2	T.Krisna Reddy	Telugu Desam	57,237	7	57,244	
	3	A.V.N. Reddy	Praja Rajyam Party	18,591	2	18,593	
	4	Kallem Bal Reddy	Bharatiya Janata Party	15,407	0	15,407	
	5	K.Jangaiah Yadav	Lok Satta Party	7,185	2	7,187	
	6	Ibram Shekhar	Trilinga Praja Pragati Party	2,990	1	2,991	
	7	Katikela Srihari	Bahujan Samaj Party	1,741	0	1,741	
	8	K.Prabhakar Reddy	Telangana Rashtra Samithi	1,471	0	1,471	
	9	Shaik Ahmed	Independent	1,094	0	1,094	
	10	Yerragonda Ram Reddy	Pyramid Party of India	918	0	918	
	11	Muppidi Bal Raj Goud	Independent	653	0	653	
	12	M.M.Jahangir Ali	Independent	495	0	495	
	13	Shivagalla Ramdas	Independent	484	0	484	
	14	Akki Mahesh Goud (Babu)	Independent	413	0	413	
	15	Jejala Jangaiah	Independent	364	0	364	
	16	Abdul Ghani	Independent	326	0	326	
	17	Desham Narsimha Reddy	Andhra Pradesh Navodaya Praja Party	274	0	274	
	18	Oggu Mallaiah	Independent	179	0	179	
			VALID VOTES	1,74,888	23	1,74,911	
			REJECTED VOTES			35	Total Electors
		TOTAL VOTES POLLED			1,74,946	2,87,108	
		TENDERED VOTES			0		
51 Rajendranagar	1	T. Prakash Goud	Telugu Desam	49,511	11	49,522	Declared Elected
	2	Gnaneshwar	Indian National Congress	42,018	19	42,037	
	3	Yenugu Muralidhar Reddy	All India Majlis-E-Ittehadul Muslimeen	23,296	4	23,300	
	4	P. Raj Bhoopal Goud	Bharatiya Janata Party	17,615	0	17,615	
	5	Sama Rajpal Reddy	Praja Rajyam Party	15,060	2	15,062	
	6	K.Solkar Reddy	Lok Satta Party	2,982	2	2,984	
	7	Syed Fathulla Hussain	Samajwadi Party	1,687	0	1,687	
	8	Goverawagari Dhananjan	Bahujan Samaj Party	1,564	0	1,564	
	9	Raj Kumar	Trilinga Praja Pragati Party	881	0	881	
	10	Poreddy Sudhakar Reddy	Independent	653	0	653	
	11	Fasiuddin	Independent	642	0	642	
	12	Mohd. Omer Ali Arshad Sharfi	Independent	642	0	642	
	13	Darga Swamydas	Independent	640	0	640	
	14	Dyta Srirama Murthy	Pyramid Party of India	504	0	504	
	15	B. Venkatesh	Independent	367	0	367	
	16	Mir Asif Ali	Independent	354	0	354	
	17	Thakur Sujith Singh	Praja Shanthi Party	288	0	288	
	18	Gurrampally Shamalraj	Independent	249	0	249	
	19	Kursheed Begum	Independent	216	0	216	
	20	Anumula Jangaiah	Independent	209	0	209	
	21	Peddagandu Madhusudan	United Women Front	185	0	185	
			VALID VOTES	1,59,563	38	1,59,601	
		REJECTED VOTES			18	Total Electors	
		TOTAL VOTES POLLED			1,59,619	2,63,850	
		TENDERED VOTES			0		
52 Serilingampally	1	Bikshapathi Yadav M.	Indian National Congress	61,106	29	61,135	Declared Elected
	2	Movva Satyanarayana	Telugu Desam	59,776	32	59,808	
	3	Bandi Ramesh	Praja Rajyam Party	30,219	7	30,226	
	4	Katari Srinivasa Rao	Lok Satta Party	27,326	17	27,343	
	5	Bheem Rao M.	Bharatiya Janata Party	9,320	2	9,322	
	6	P.Vijaya	Independent	7,856	1	7,857	
	7	Abdul Mujeeb Zakir	Bahujan Samaj Party	1,303	0	1,303	
	8	P. Seethapathi	Independent	1,205	0	1,205	
	9	Konda Reddy N.	Pyramid Party of India	1,060	0	1,060	
	10	Marreddy Venkat Reddy	Marxist Communist Party of India (S.S.Srivastava)	869	0	869	
	11	Syed Hasmathullah Quadri	Independent	849	0	849	
	12	S. Mohan	Independent	430	0	430	
	13	M. Sambasiva Prasad	Independent	399	0	399	
	14	S.Kajam Husen	Independent	372	0	372	
	15	Mohd. A. B. Parwaiz Siddiqui	Samajwadi Party	262	0	262	
	16	V. Srinivasa Rao	Independent	214	0	214	
	17	Mogadari Srinivasa Rao	Independent	187	1	188	
	18	Thanikonda Damoder Rao	Independent	167	0	167	
			VALID VOTES	2,02,920	89	2,03,009	
		REJECTED VOTES			3	Total Electors	
		TOTAL VOTES POLLED			2,03,012	3,80,856	
		TENDERED VOTES			0		

Assembly Constituency No. & Name	Sl. No.	Candidate Name	Party	Votes Counted from EVM	Postal Votes	Total Votes Polled	Results
53 Chevella (SC)	1	K. S. Ratnam	Telugu Desam	62,322	10	62,332	Declared Elected
	2	Kale Yadaiah	Indian National Congress	60,064	19	60,083	
	3	Kanjarla Prakash	Bharatiya Janata Party	13,155	1	13,156	
	4	Dr. Balu S.	Praja Rajyam Party	5,323	1	5,324	
	5	Bapanapalli Rama Swamy	Bahujan Samaj Party	2,107	0	2,107	
	6	Jogu Venkataiah	Independent	1,511	0	1,511	
	7	Gajulagudem Chandu	Lok Satta Party	1,259	1	1,260	
	8	Baindla Samaiah	Independent	1,229	0	1,229	
	9	Girigalla Manikyam	Great India Party	652	0	652	
	10	Tudumu Pandu	Independent	589	0	589	
			VALID VOTES	1,48,211	32	1,48,243	
			REJECTED VOTES			11	Total Electors
			TOTAL VOTES POLLED			1,48,254	1,92,009
			TENDERED VOTES			0	
54 Pargi	1	Koppula Harishwar Reddy	Telugu Desam	53,022	77	53,099	Declared Elected
	2	T.Rammohan Reddy	Independent	38,604	51	38,655	
	3	Kamatam Ram Reddy	Indian National Congress	33,058	59	33,117	
	4	Karnam Prahlad Rao	Bharatiya Janata Party	7,941	4	7,945	
	5	Vudithyala Vasanth Kumar	Independent	2,721	0	2,721	
	6	Mudavath Ramulu Nayak	Independent	1,640	0	1,640	
	7	N. Kishan Nayak	Independent	1,211	0	1,211	
	8	Kolla Ramesh	Bahujan Samaj Party	766	0	766	
	9	Nenavath Hanmiya	Independent	581	0	581	
	10	K.Satyanarayana Reddy	Lok Satta Party	567	2	569	
	11	Pandugula Narsimulu Goud	Independent	462	0	462	
	12	Md. Osman	Independent	317	0	317	
			VALID VOTES	1,40,890	193	1,41,083	
			REJECTED VOTES			740	Total Electors
		TOTAL VOTES POLLED			1,41,823	1,99,229	
		TENDERED VOTES			0		
55 Vicarabad (SC)	1	G. Prasad Kumar	Indian National Congress	58,556	254	58,810	Declared Elected
	2	A. Chandra Shekar	Telangana Rashtra Samithi	53,697	254	53,951	
	3	Seri Narsing Rao	Bharatiya Janata Party	6,119	8	6,127	
	4	Mahaveer Bandeiah	Bahujan Samaj Party	1,897	0	1,897	
	5	K. Satyanarayana	Mana Party	1,705	1	1,706	
	6	Thimmamolla Venkatesh	Lok Satta Party	1,349	4	1,353	
	7	B. Krishna	Shiv Sena	1,052	0	1,052	
	8	Vanam Narasimha Madiga	Trilinga Praja Pragati Party	996	0	996	
	9	Hanmanthu	Independent	935	0	935	
	10	P. Madhukar	Praja Shanthi Party	451	0	451	
	11	B. Pushparaj	Independent	399	0	399	
	12	Madikattu Ramaswamy	Independent	350	0	350	
			VALID VOTES	1,27,506	521	1,28,027	
			REJECTED VOTES			138	Total Electors
		TOTAL VOTES POLLED			1,28,165	1,81,985	
		TENDERED VOTES			5		
56 Tandur	1	P. Mahendar Reddy	Telugu Desam	63,508	229	63,737	Declared Elected
	2	Malkud Ramesh	Indian National Congress	50,303	231	50,534	
	3	Tallapally Baleshwar Guptha	Bharatiya Janata Party	9,867	13	9,880	
	4	V. Anjaneyulu	Praja Rajyam Party	1,570	0	1,570	
	5	Sri Gopal	Independent	970	0	970	
	6	Sirigiripet Balappa	Independent	863	0	863	
	7	Shanappa	Bahujan Samaj Party	665	0	665	
	8	Syed Mujeeb Hussaini	Independent	567	0	567	
	9	K. Venkatesham	Lok Satta Party	391	2	393	
	10	Mohammed Mazar Hussain	Independent	255	0	255	
	11	Vittal Reddy	Independent	245	0	245	
	12	Rohit Reddy	Mana Party	214	0	214	
	13	Kotla Mahipal Reddy	Independent	170	0	170	
	14	P. Maanya Naik	Independent	162	0	162	
	15	K. Anand	Independent	156	0	156	
	16	Gurrapu Ramesh	Independent	140	0	140	
			VALID VOTES	1,30,046	475	1,30,521	
		REJECTED VOTES			184	Total Electors	
		TOTAL VOTES POLLED			1,30,705	1,76,627	
		TENDERED VOTES			0		

Assembly Constituency No. & Name	Sl. No.	Candidate Name	Party	Votes Counted from EVM	Postal Votes	Total Votes Polled	Results
57 Musheerabad	1	T. Manemma	Indian National Congress	45,923	43	45,966	Declared Elected
	2	Dr. K. Laxman	Bharatiya Janata Party	31,081	42	31,123	
	3	Nayini Narsimha Reddy	Telangana Rashtra Samithi	21,936	31	21,967	
	4	P.V.Ashok Kumar	Praja Rajyam Party	16,294	6	16,300	
	5	P. Rohit Kumar	Lok Satta Party	13,445	30	13,475	
	6	M.Srinivasulu	Bahujan Samaj Party	555	0	555	
	7	Kolla Sudhakar	Independent	530	0	530	
	8	M.Narender	Pyramid Party of India	369	0	369	
	9	T. Ravinder	Independent	338	0	338	
	10	R. Sriramachandra Murty	Independent	313	0	313	
	11	Fareeda Khanam	Ambedkar National Congress	286	0	286	
	12	Ramulu Jupelli	Revolutionary Socialist Party	283	0	283	
	13	Mohammed Kamaaluddin	Independent	263	0	263	
	14	Balugula Ramesh Kumar Madiga	Trilinga Praja Pragati Party	187	0	187	
	15	S. Surender	Independent	170	0	170	
	16	Boddupalli Srinivas	Independent	148	0	148	
	17	Ch. Sunil Solomon Raj	Independent	136	0	136	
	18	Ch.Durgesh Nandan Goud	Independent	134	0	134	
	19	M.A. Gaffar	Independent	117	0	117	
			Bahujan Samaj Party(Ambedkar-Phule)	109	0	109	
		VALID VOTES	1,32,617	152	1,32,769		
		REJECTED VOTES			38	Total Electors	
		TOTAL VOTES POLLED			1,32,807	2,42,039	
		TENDERED VOTES			17		
58 Malakpet	1	Ahmed Bin Abdullah Balala @ Ahmed Balala	All India Majlis-E-Ittehadul Muslimeen	30,817	22	30,839	Declared Elected
	2	Md. Muzaffar Ali Khan	Telugu Desam	22,453	15	22,468	
	3	M. Vijaya Simha Reddy	Indian National Congress	18,214	29	18,243	
	4	G.R. Karunakar	Bharatiya Janata Party	16,962	35	16,997	
	5	Dr.M. Pandu Ranga Rao	Lok Satta Party	6,197	17	6,214	
	6	C. Raju @ Karate Raju	Praja Rajyam Party	4,994	8	5,002	
	7	Syed Lateefuddin	Independent	313	0	313	
	8	Tirunagari Srinivas Rao	Pyramid Party of India	303	0	303	
	9	Koluguri Vasantha Rao	Bahujan Samaj Party	293	0	293	
	10	Md. Yousuf Ali Adil	Ambedkar National Congress	234	0	234	
	11	Chandu Pradeep Kumar	Independent	132	0	132	
	12	L. Ashoknath	Independent	95	0	95	
	13	S. Raj Kumar	Independent	94	0	94	
	14	Tabreez Mahmood Khan	Independent	70	0	70	
			VALID VOTES	1,01,171	126	1,01,297	
		REJECTED VOTES			31	Total Electors	
		TOTAL VOTES POLLED			1,01,328	1,93,583	
		TENDERED VOTES			18		
59 Amberpet	1	G.Kishan Reddy	Bharatiya Janata Party	59,061	73	59,134	Declared Elected
	2	Mohd. Fareeduddin	Indian National Congress	31,878	13	31,891	
	3	G.Srinivas Goud	Praja Rajyam Party	9,739	3	9,742	
	4	K. Jagdishwar	Telangana Rashtra Samithi	7,257	7	7,264	
	5	C.Vinod Yadav	Lok Satta Party	6,228	6	6,234	
	6	Krishna Yadav C.	Samajwadi Party	2,995	1	2,996	
	7	Syed Faiyaz	Independent	443	0	443	
	8	B.Deepak Kumar	Bahujan Samaj Party	430	0	430	
	9	Andhrapu Sudarshan Gangaputra	Shiv Sena	357	0	357	
	10	P. Nagaraju	Bahujan Samaj Party(Ambedkar-Phule)	328	0	328	
	11	Makam Nirmala Devi	Pyramid Party of India	221	0	221	
	12	Gulam Sazeed Khan	Samajwadi Janata Party (Rashtriya)	196	0	196	
	13	Kurapati Srinivas Raju	Independent	175	0	175	
	14	Teega Satya Narayana Mudiraj	Independent	152	0	152	
	15	Dhatraku Chandulal Patel	Independent	127	0	127	
	16	Janagam Raj Kumar	Independent	110	0	110	
			VALID VOTES	1,19,697	103	1,19,800	
		REJECTED VOTES			101	Total Electors	
		TOTAL VOTES POLLED			1,19,901	2,02,014	
		TENDERED VOTES			0		

Assembly Constituency No. & Name	Sl. No.	Candidate Name	Party	Votes Counted from EVM	Postal Votes	Total Votes Polled	Results
60 Khairatabad	1	Danam Nagender	Indian National Congress	50,616	39	50,655	Declared Elected
	2	K. Vijaya Rama Rao	Telugu Desam	36,771	26	36,797	
	3	Chintala Rama Chandra Reddy	Bharatiya Janata Party	16,050	12	16,062	
	4	Atluri Subhashini	Lok Satta Party	12,168	23	12,191	
	5	Navvada Vijayendra	Praja Rajyam Party	10,801	7	10,808	
	6	K.Kashiram	Bahujan Samaj Party	956	1	957	
	7	Syed Abdul Muqtadir	Ambedkar National Congress	866	0	866	
	8	C.Subba Reddy	Independent	305	0	305	
	9	Pedathala Narsinga Rao	Independent	212	0	212	
	10	C.Murali	Pyramid Party of India	185	0	185	
	11	Paladugu Anil Kumar	Independent	166	0	166	
	12	Paul.S.David	Independent	154	0	154	
	13	Shabad Ramesh	Independent	108	0	108	
	14	S.Komaraiah	Independent	99	0	99	
	15	S. Govinda Rajulu	Independent	84	0	84	
	16	Y. Govind	Independent	55	0	55	
			VALID VOTES	1,29,596	108	1,29,704	
		REJECTED VOTES			85	Total Electors	
		TOTAL VOTES POLLED			1,29,789	2,29,117	
		TENDERED VOTES			6		
61 Jubilee Hills	1	P.Vishnuvardhan Reddy	Indian National Congress	54,492	27	54,519	Declared Elected
	2	Mohammed Saleem	Telugu Desam	32,764	14	32,778	
	3	Humayun Syed	Praja Rajyam Party	19,427	6	19,433	
	4	G. Pratibha Rao	Lok Satta Party	17,472	25	17,497	
	5	C. Bala Prakash	Bharatiya Janata Party	9,485	2	9,487	
	6	Mohammad Ansaruddin	Ambedkar National Congress	1,039	0	1,039	
	7	N. Venkat Ram	Independent	476	0	476	
	8	Syed Nizamuddin	Independent	414	0	414	
	9	Abdul Basith Inayath	Muslim League Kerala State Committee	338	0	338	
	10	Vallapureddy Hari Kumar	Pyramid Party of India	317	0	317	
	11	M.S. Satyanarayana	Independent	283	0	283	
	12	Nisar Ahmed Baig	Independent	163	0	163	
	13	B. Purushotham	Republican Party of India	114	0	114	
			VALID VOTES	1,36,784	74	1,36,858	
		REJECTED VOTES			35	Total Electors	
		TOTAL VOTES POLLED			1,36,893	2,59,416	
		TENDERED VOTES			20		
62 Sanathnagar	1	Marri Shashidhar Reddy	Indian National Congress	37,961	33	37,994	Declared Elected
	2	T.Padma Rao	Telangana Rashtra Samithi	29,644	25	29,669	
	3	P.L.Mahender	Praja Rajyam Party	13,550	10	13,560	
	4	Shyam Sunder Goud Burgula	Bharatiya Janata Party	13,056	23	13,079	
	5	Srikanth Inapurapu	Lok Satta Party	10,830	27	10,857	
	6	Syed Bisbauddin	Independent	2,306	1	2,307	
	7	T.Krishna Yadav	Bahujan Samaj Party	1,036	1	1,037	
	8	Gajadhar Gajjau Kolariya	Samajwadi Party	739	0	739	
	9	G.Lakshmi Narayana	Independent	523	0	523	
	10	Musipatla Pradeep Anuruddh	Pyramid Party of India	409	0	409	
	11	J.Kanakaiah	Trilinga Praja Pragati Party	373	1	374	
	12	G.Kumar Chowdary Yadav	Rashtriya Praja Congress (Secular)	182	0	182	
	13	M.Satyanarayana	Independent	155	0	155	
	14	T.Bal Reddy	Independent	124	0	124	
	15	G.Ranga Rao	Independent	109	0	109	
			VALID VOTES	1,10,997	121	1,11,118	
		REJECTED VOTES			0	Total Electors	
		TOTAL VOTES POLLED			1,11,118	1,92,802	
		TENDERED VOTES			0		

Assembly Constituency No. & Name	Sl. No.	Candidate Name	Party	Votes Counted from EVM	Postal Votes	Total Votes Polled	Results
63 Nampally	1	Mohd.Virasat Rasool Khan	All India Majlis-E-Ittehadul Muslimeen	34,427	12	34,439	Declared Elected
	2	Mohd Feroz Khan	Praja Rajyam Party	27,619	21	27,640	
	3	E.Vinod Kumar	Indian National Congress	22,502	18	22,520	
	4	Bandari Srinivas	Bharatiya Janata Party	13,740	4	13,744	
	5	P.Venkateshwar Rao	Lok Satta Party	5,319	11	5,330	
	6	Mettu Surya Prakash	Telangana Rashtra Samithi	3,928	1	3,929	
	7	Dasari Ramesh Kuruma	Independent	603	0	603	
	8	T.Vijay Kumar	Bahujan Samaj Party	424	2	426	
	9	Vanapalli Venkatesh	Pyramid Party of India	374	0	374	
	10	Mohd. Yousuf	Independent	298	0	298	
	11	Syed Nawaz Ahmed	Independent	222	0	222	
	12	Mohd.Shafiuddin	Independent	210	0	210	
	13	Eesari Satyanarayana	Independent	182	0	182	
	14	U.Balwanth Rao	Independent	166	0	166	
	15	Mera Baboji Rao	Independent	136	0	136	
	16	Moullim Mohsin Bin Hussain Al Kasary	Independent	133	0	133	
	17	Bajaranga Prasad Upadyay	Independent	118	0	118	
	18	Syed Siddiq Akbar Ali	Ajeya Bharat Party	111	0	111	
	19	D.Muralidhar	Independent	90	0	90	
	20	A. Nageswar Rao	Independent	86	0	86	
	21	Ammar Sharif	Independent	70	0	70	
			VALID VOTES	1,10,758	69	1,10,827	
			REJECTED VOTES			36	Total Electors
		TOTAL VOTES POLLED			1,10,863	2,42,486	
		TENDERED VOTES			13		
64 Karwan	1	Mohd. Muqtada Khan	All India Majlis-E-Ittehadul Muslimeen	44,935	15	44,950	Declared Elected
	2	Devara Karunakar	Bharatiya Janata Party	25,552	115	25,667	
	3	T.Roop Singh	Indian National Congress	15,357	161	15,518	
	4	Osman Bin Mohammed Al Hajri	Telugu Desam	13,594	12	13,606	
	5	V. Venkata Krishna	Praja Rajyam Party	4,900	1	4,901	
	6	M. Srinivas Reddy	Communist Party of India (Marxist)	3,429	0	3,429	
	7	R.Manik Prabhu	Lok Satta Party	1,944	9	1,953	
	8	Kummari Sathyanarana Madiga	Trilinga Praja Pragati Party	856	0	856	
	9	Mir Moizuddin Ali Khan	Independent	431	0	431	
	10	M. Kalidas	Bahujan Samaj Party	404	3	407	
	11	Arshad Khan	Independent	176	0	176	
	12	Mohd Majeedullaa Quadri	Independent	163	0	163	
	13	Azeem Mohammad	Independent	131	1	132	
			VALID VOTES	1,11,872	317	1,12,189	
			REJECTED VOTES			10	Total Electors
		TOTAL VOTES POLLED			1,12,199	2,34,643	
		TENDERED VOTES			22		
65 Goshamahala	1	M.Mukesh Goud	Indian National Congress	55,813	16	55,829	Declared Elected
	2	Prem Singh Rathore	Bharatiya Janata Party	35,332	9	35,341	
	3	G.S. Bugga Rao	Telugu Desam	19,880	2	19,882	
	4	G. Madhavi Deepak	Praja Rajyam Party	5,441	1	5,442	
	5	Hemanth Kumar Jaiswal	Lok Satta Party	2,084	4	2,088	
	6	U. Baala Sailoo	Trilinga Praja Pragati Party	895	0	895	
	7	Devilala Bhutada	Bahujan Samaj Party	723	0	723	
	8	Syed Aziz	Independent	718	0	718	
	9	P. Renuka	Independent	389	0	389	
	10	Rishi Ram	Independent	224	0	224	
	11	B. Yellesh	Independent	199	0	199	
	12	B. Ramchander	Independent	194	0	194	
	13	Shaikh Ibrahim	Independent	187	0	187	
	14	Rajashekar Chilampally	Independent	151	0	151	
	15	Mohd Nawab	Independent	149	0	149	
	16	Naresh Singh	Independent	136	0	136	
	17	M.B. Raghunath	Independent	112	0	112	
	18	B. Narendra	Independent	100	0	100	
			VALID VOTES	1,22,727	32	1,22,759	
		REJECTED VOTES			23	Total Electors	
		TOTAL VOTES POLLED			1,22,782	2,07,026	
		TENDERED VOTES			9		

Assembly Constituency No. & Name	Sl. No.	Candidate Name	Party	Votes Counted from EVM	Postal Votes	Total Votes Polled	Results
66 Charminar	1	Syed Ahmed Pasha Quadri	All India Majlis-E-Ittehadul Muslimeen	43,716	9	43,725	Declared Elected
	2	Ali Bin Ibrahim Masqati	Telugu Desam	33,012	18	33,030	
	3	B.Buchi Das	Indian National Congress	5,696	1	5,697	
	4	Shobha Rani	Bharatiya Janata Party	4,246	1	4,247	
	5	Mir Yousuf Ali	Praja Rajyam Party	1,662	0	1,662	
	6	P.Gopal	Trilinga Praja Pragati Party	514	0	514	
	7	S.Satyavathi	Pyramid Party of India	366	0	366	
	8	Subhash Chandra Pandey	Independent	292	0	292	
	9	A.Ganpath Rao	Independent	228	0	228	
	10	Mohd. Qadeer Ali	Independent	117	0	117	
	11	Mohd. Hashmath Ali	Independent	77	0	77	
			VALID VOTES	89,926	29	89,955	
			REJECTED VOTES			22	Total Electors
			TOTAL VOTES POLLED			89,977	1,66,938
		TENDERED VOTES			3		
67 Chandrayangutta	1	Akbaruddin Owaisi	All India Majlis-E-Ittehadul Muslimeen	45,479	13	45,492	Declared Elected
	2	Dr. Khayam Khan	Majlis Bachao Tahreek	30,306	9	30,315	
	3	B. Venkatesh	Indian National Congress	7,878	4	7,882	
	4	K. Jagjeevan Reddy	Bharatiya Janata Party	5,356	3	5,359	
	5	M. Raju Yadav	Praja Rajyam Party	4,689	2	4,691	
	6	Syed Khaja Fakruddin	Telangana Rashtra Samithi	986	0	986	
	7	V. Shekher Naik	Independent	773	0	773	
	8	G. Ravinder	Bahujan Samaj Party	464	0	464	
	9	MD. Kaleem Siddiqi	Independent	343	0	343	
	10	B. Naresh	Trilinga Praja Pragati Party	252	0	252	
	11	K. Srinivas	Shiv Sena	241	0	241	
	12	Kongara Jangaiah	Independent	223	0	223	
	13	Jangam Vidyawanth Reddy	Independent	202	0	202	
	14	Mohammed Haji	Janata Dal (Secular)	162	0	162	
	15	V. Shivdu	Independent	147	0	147	
	16	Mohammed Dastagir	Independent	110	0	110	
			VALID VOTES	97,611	31	97,642	
			REJECTED VOTES			21	Total Electors
		TOTAL VOTES POLLED			97,663	1,76,158	
		TENDERED VOTES			16		
68 Yakutpura	1	Mumtaz Ahmed Khan	All India Majlis-E-Ittehadul Muslimeen	61,672	26	61,698	Declared Elected
	2	Hamza Bin Omer Al Jabri Bin Ateef	Majlis Bachao Tahreek	18,391	15	18,406	
	3	G.Rathnamaiah	Indian National Congress	11,960	6	11,966	
	4	S. Raj Kumar	Praja Rajyam Party	8,336	3	8,339	
	5	P.Surendar	Bharatiya Janata Party	6,923	6	6,929	
	6	N.Veerender Babu	Lok Satta Party	4,558	8	4,566	
	7	P. Radha Krishna	Independent	812	0	812	
	8	Habeeb Osman Bin Jeelani	Independent	556	0	556	
	9	M. Ramchandram	Bahujan Samaj Party	444	0	444	
	10	M.M. Jahangir Ali	Independent	346	0	346	
	11	Darbar Chandrasekhar Neelisetty	Pyramid Party of India	248	0	248	
	12	M.A. Raqeeb	Independent	172	0	172	
	13	Arvind Kumar	Independent	152	0	152	
			VALID VOTES	1,14,570	64	1,14,634	
			REJECTED VOTES			9	
		VOTES NOT RETRIEVED FROM EVM			646	Total Electors	
		TOTAL VOTES POLLED			1,15,289	2,25,533	
		TENDERED VOTES			9		
69 Bahadurpura	1	Mohd. Moazam Khan	All India Majlis-E-Ittehadul Muslimeen	65,446	7	65,453	Declared Elected
	2	Mir Ahmed Ali	Communist Party of India	8,715	3	8,718	
	3	Syed Raza Hussain Azad	Indian National Congress	7,242	4	7,246	
	4	Mohd.Sirajuddin	Bharatiya Janata Party	5,066	1	5,067	
	5	Syed Yonus Deashmuk	Praja Rajyam Party	2,992	1	2,993	
	6	Mohd.Ghouse Quadri	Samajwadi Party	1,324	0	1,324	
	7	Robert Irudaya Raj	Independent	593	0	593	
	8	V. Vamshidar	Bahujan Samaj Party	335	0	335	
	9	Rafia Khanam	Independent	289	0	289	
	10	Azizunnisa Begum	Independent	257	0	257	
	11	Mohd.Habeeb Khan	Independent	179	0	179	
			VALID VOTES	92,438	16	92,454	
		REJECTED VOTES			15	Total Electors	
		TOTAL VOTES POLLED			92,469	1,89,361	
		TENDERED VOTES			14		

Assembly Constituency No. & Name	Sl. No.	Candidate Name	Party	Votes Counted from EVM	Postal Votes	Total Votes Polled	Results
70 Secunderabad	1	Jayasudha Kapoor	Indian National Congress	45,019	44	45,063	Declared Elected
	2	Talalani Srinivas Yadav	Telugu Desam	40,623	45	40,668	
	3	Mekala Saranga Pani	Praja Rajyam Party	18,655	11	18,666	
	4	Akula Maharani	Lok Satta Party	9,245	42	9,287	
	5	Shanigarapu Ramesh Chakra	Bharatiya Janata Party	6,596	3	6,599	
	6	Md.Riyazuddin	Independent	814	1	815	
	7	S.Yellanna	Bahujan Samaj Party	568	0	568	
	8	Karra Kashi Vishwanatham	Independent	436	0	436	
	9	A.Sathi Reddy	Independent	381	0	381	
	10	Bommakanti Padma	Pyramid Party of India	323	0	323	
	11	K.Raja Yellaiah Madiga	Trilinga Praja Pragati Party	296	1	297	
	12	Tupran Vijaya Kumar	Independent	251	0	251	
	13	Neelam Srinivas Mudiraj	Independent	223	0	223	
	14	Chikka Devadas	Kranti Kari Jai Hind Sena	130	0	130	
	15	Rama Krishna Reddy Gujjula	Samata Party	118	0	118	
	16	K.Krishnaveni	Independent	95	0	95	
	17	Gunti Sushanth Kumar	Independent	79	0	79	
	18	Jagadeshwar M.	Independent	71	0	71	
			VALID VOTES	1,23,923	147	1,24,070	
		REJECTED VOTES			14	Total Electors	
		TOTAL VOTES POLLED			1,24,084	2,06,944	
		TENDERED VOTES			2		
71 Secunderabad Cantt. (SC)	1	Dr.P.Shanker Rao	Indian National Congress	36,838	15	36,853	Declared Elected
	2	G.Sayanna	Telugu Desam	32,647	23	32,670	
	3	Narra Ravi Kumar	Praja Rajyam Party	19,346	5	19,351	
	4	V.R.Vijaya Rama Raju	Lok Satta Party	9,653	12	9,665	
	5	K.Ramulu	Bharatiya Janata Party	7,579	5	7,584	
	6	Ravula Anjaiah	Bahujan Samaj Party	2,362	1	2,363	
	7	D.B.Devender	Independent	846	0	846	
	8	Ragati Sathyam Maadiga	Trilinga Praja Pragati Party	607	0	607	
	9	M.J.Ramu	Samajwadi Party	318	0	318	
			VALID VOTES	1,10,196	61	1,10,257	
			REJECTED VOTES			13	Total Electors
		TOTAL VOTES POLLED			1,10,270	2,02,930	
		TENDERED VOTES			0		
72 Kodangal	1	Anumula Revanth Reddy	Telugu Desam	61,551	134	61,685	Declared Elected
	2	Gurunath Reddy	Indian National Congress	54,575	121	54,696	
	3	Athma Balraj	Pyramid Party of India	3,167	5	3,172	
	4	Ananth Ramchander Sivakuri	Bharatiya Janata Party	3,172	0	3,172	
	5	Savithri	Independent	2,784	0	2,784	
	6	K.V.Srinivas Reddy	Independent	2,475	0	2,475	
	7	N.Ramchander alias Anil Naik	Independent	2,450	1	2,451	
	8	Raikanti Ramdas Madiga	Independent	1,469	1	1,470	
	9	S.Jaya Prakash Narayan	Lok Satta Party	878	6	884	
			VALID VOTES	1,32,521	268	1,32,789	
			REJECTED VOTES			64	Total Electors
		TOTAL VOTES POLLED			1,32,853	1,86,463	
		TENDERED VOTES			0		
73 Narayanpet	1	Yelkoti Yella Reddy	Telugu Desam	45,898	47	45,945	Declared Elected
	2	Sugappa	Indian National Congress	33,772	30	33,802	
	3	Nagurao Namaji	Bharatiya Janata Party	26,807	219	27,026	
	4	Dr.K. Sai Babu	Praja Rajyam Party	4,707	2	4,709	
	5	Shasani Ranga Reddy	Pyramid Party of India	3,152	0	3,152	
	6	B. Ramu	Independent	2,326	5	2,331	
	7	K. Ramulu	Independent	2,221	0	2,221	
	8	A. Srinivas Reddy	Independent	1,961	0	1,961	
	9	J. Srinivasulu	Trilinga Praja Pragati Party	854	0	854	
			VALID VOTES	1,21,698	303	1,22,001	
			REJECTED VOTES			96	Total Electors
		TOTAL VOTES POLLED			1,22,097	1,85,529	
		TENDERED VOTES			2		

Assembly Constituency No. & Name	Sl. No.	Candidate Name	Party	Votes Counted from EVM	Postal Votes	Total Votes Polled	Results
74 Mahbubnagar	1	N.Rajeshwar Reddy	Independent	37,711	536	38,247	Declared Elected
	2	Syed Ibrahim	Telangana Rashtra Samithi	32,994	116	33,110	
	3	Puli Veeranna	Indian National Congress	22,471	73	22,544	
	4	Amruth Prasad Goud	Praja Rajyam Party	11,062	26	11,088	
	5	Bekkari Ram Reddy	Lok Satta Party	1,952	35	1,987	
	6	G.Padmaja Reddy	Bharatiya Janata Party	1,962	10	1,972	
	7	Mohammed Iftekharuddin	Independent	1,460	0	1,460	
	8	Ravula Balakistaiah	Bahujan Samaj Party	1,443	0	1,443	
	9	A.Ramesh Kumar	Independent	1,144	2	1,146	
	10	Yelisetty Dasaratha Gupta	Pyramid Party of India	940	3	943	
	11	Bekkari Sreenivas Reddy	Independent	895	16	911	
	12	Eeshwaranna Telugu	Independent	723	0	723	
	13	Mohammed Shareef	Independent	385	0	385	
	14	S.Rathanga Pandu Reddy	Independent	341	0	341	
	15	Boyapally Narsimulu Madiga	Independent	236	0	236	
			VALID VOTES	1,15,719	817	1,16,536	
			REJECTED VOTES			73	Total Electors
		TOTAL VOTES POLLED			1,16,609	2,08,747	
		TENDERED VOTES			0		
75 Jadcherla	1	M.Chandra Shekar	Telugu Desam	66,657	200	66,857	Declared Elected
	2	Dr. Mallu Ravi	Indian National Congress	53,204	116	53,320	
	3	Dr.V.Ram Reddy	Praja Rajyam Party	8,940	5	8,945	
	4	Pasula Gangadhar Reddy	Pyramid Party of India	2,261	0	2,261	
	5	Dr.Gollamari Shoury	Bharatiya Janata Party	2,071	11	2,082	
	6	Sreevidya	Independent	1,850	0	1,850	
	7	Anand	Bahujan Samaj Party	1,437	0	1,437	
	8	Srinu	Lok Satta Party	1,134	9	1,143	
	9	Gangapuram Chinna Yellaiah	Independent	858	0	858	
	10	G.Yadaiah	Trilinga Praja Pragati Party	764	2	766	
	11	K.Prakash	Independent	696	0	696	
			VALID VOTES	1,39,872	343	1,40,215	
			REJECTED VOTES			30	Total Electors
		TOTAL VOTES POLLED			1,40,245	1,96,625	
		TENDERED VOTES			2		
76 Devarkadra	1	Seetha Dayakar Reddy	Telugu Desam	58,524	52	58,576	Declared Elected
	2	S.Swarna Sudhakar	Indian National Congress	39,496	44	39,540	
	3	Ravula Ravindranath Reddy	Independent	21,617	43	21,660	
	4	K.S. Ravi Kumar	Praja Rajyam Party	12,763	6	12,769	
	5	Kommu Bharath Bushan	Bharatiya Janata Party	1,926	2	1,928	
	6	K.Krishna Kumar Reddy	Lok Satta Party	1,450	3	1,453	
	7	Gaddameedi Dhanunjaya	Pyramid Party of India	1,156	0	1,156	
	8	G.Ravinder Reddy	Independent	925	0	925	
	9	Ramesh	Independent	882	0	882	
	10	Khaja Mohimoddin	Bahujan Samaj Party	868	0	868	
	11	J.T.Goud	Independent	559	0	559	
	12	Akula Veeranna	Independent	554	0	554	
	13	Mala Pedda Kurmaiah	Independent	459	0	459	
	14	D.Janardhan	Independent	253	0	253	
			VALID VOTES	1,41,432	150	1,41,582	
		REJECTED VOTES			116	Total Electors	
		TOTAL VOTES POLLED			1,41,698	2,06,309	
		TENDERED VOTES			0		
77 Makthal	1	K.Dayakar Reddy	Telugu Desam	53,141	120	53,261	Declared Elected
	2	Chittem Ram Mohan Reddy	Indian National Congress	47,460	100	47,560	
	3	M.Sreedhar Goud	Telangana Rashtra Samithi	11,571	31	11,602	
	4	Garidi Ningi Reddy	Bharatiya Janata Party	9,051	44	9,095	
	5	J.Suryanarayana	Independent	1,718	0	1,718	
	6	M.Kista Reddy	Independent	1,651	0	1,651	
	7	Virat Reddy.P	Independent	1,356	2	1,358	
	8	Amarachinta Prabhakar	Independent	1,220	0	1,220	
	9	K. Raja Mallesh	Lok Satta Party	776	4	780	
	10	Venkateshwara Reddy	Pyramid Party of India	762	0	762	
	11	Balakistaiah	Independent	723	0	723	
	12	Devari Rajashekar	Independent	636	0	636	
	13	K. Narender	Independent	488	0	488	
	14	Ashamma Jogu	Independent	456	0	456	
			VALID VOTES	1,31,009	301	1,31,310	
		REJECTED VOTES			53	Total Electors	
		TOTAL VOTES POLLED			1,31,363	2,05,633	
		TENDERED VOTES			0		

Assembly Constituency No. & Name	Sl. No.	Candidate Name	Party	Votes Counted from EVM	Postal Votes	Total Votes Polled	Results
78 Wanaparthi	1	Ravula Chanddra Shekar Reddy	Telugu Desam	70,803	387	71,190	Declared Elected
	2	Dr. G. Chinna Reddy	Indian National Congress	60,274	348	60,622	
	3	Dr. A. Bhupesh Kumar	Praja Rajyam Party	10,067	13	10,080	
	4	Sabbireddy Venkat Reddy	Bharatiya Janata Party	2,964	16	2,980	
	5	Com.Nakka Ramulu Yadav	Independent	2,587	0	2,587	
	6	Jaswanth Reddy.L	Bahujan Samaj Party	2,359	0	2,359	
	7	G. Mallikharjuna Rao	Independent	1,957	0	1,957	
	8	Modala Ramakrishna Sagar	Pyramid Party of India	1,159	1	1,160	
	9	Vitta Praveen Kumar Reddy	Lok Satta Party	1,134	9	1,143	
	10	Singireddy Parameshwar Madiga	Trilinga Praja Pragati Party	781	2	783	
	11	Aavula Bahujana Sathyam Sagarudu	Independent	694	0	694	
	12	Puri Suresh Setty	Janata Dal (United)	525	0	525	
			VALID VOTES	1,55,304	776	1,56,080	
			REJECTED VOTES			89	Total Electors
		TOTAL VOTES POLLED			1,56,169	2,36,177	
		TENDERED VOTES			0		
79 Gadwal	1	Aruna D.K.	Indian National Congress	63,220	213	63,433	Declared Elected
	2	Krishna Mohan Reddy Bandla	Telugu Desam	52,775	231	53,006	
	3	Gattu Bheemudu	Praja Rajyam Party	9,399	6	9,405	
	4	Mandla Madhusudan Baabu	Independent	2,880	26	2,906	
	5	Gopal Reddy	Independent	2,460	0	2,460	
	6	T.Umadevi	Independent	1,760	0	1,760	
	7	Hanumanthu	Independent	1,743	0	1,743	
	8	Parumala Krishna	Bahujan Samaj Party	1,477	0	1,477	
	9	Rajashekar Reddy	Bharatiya Janata Party	1,417	2	1,419	
	10	M.Murali Sreenivasulu	Lok Satta Party	994	3	997	
	11	Buchanna	Independent	921	0	921	
	12	S.Hemalatha Bai	Pyramid Party of India	773	0	773	
	13	Anil Kumar	Independent	555	0	555	
	14	Anjaneyulu	Independent	470	0	470	
		VALID VOTES	1,40,844	481	1,41,325		
		REJECTED VOTES			90	Total Electors	
		TOTAL VOTES POLLED			1,41,415	1,85,240	
		TENDERED VOTES			5		
80 Alampur (SC)	1	Abraham V.M.	Indian National Congress	49,694	28	49,722	Declared Elected
	2	Dr.Prasanna Kumar.R	Telugu Desam	48,500	39	48,539	
	3	Surupa Shobha Rani	Praja Rajyam Party	14,541	8	14,549	
	4	Bangi Laxmanna	Independent	2,333	1	2,334	
	5	Indira	Bharatiya Janata Party	2,215	0	2,215	
	6	Gaganam Sekhar Budaga Jangam	Independent	1,702	0	1,702	
	7	Ravinder	Independent	1,508	0	1,508	
	8	Gaddam Bala Swamy	Bahujan Samaj Party	1,356	0	1,356	
	9	T. Prasad Madiga	Trilinga Praja Pragati Party	969	0	969	
	10	D.Raju	Pyramid Party of India	966	0	966	
	11	A. Maddilety Madiga	Independent	833	0	833	
	12	P. Subbanna	Independent	789	0	789	
	13	B. Swamulu	Lok Satta Party	714	3	717	
	14	V.Dharmaraju	Independent	628	0	628	
	15	M. Anjaneyulu	Independent	545	0	545	
	16	A. Venkateswarlu	Independent	509	0	509	
	17	Kashanna	Independent	450	0	450	
	18	Dr.H.Rukmanthaiah	Independent	378	0	378	
	19	Madanna	Praja Shanthy Party	330	0	330	
	20	Swamulu	Jai Maha Bharath Party	322	0	322	
		VALID VOTES	1,29,282	79	1,29,361		
		REJECTED VOTES			151	Total Electors	
		TOTAL VOTES POLLED			1,29,512	1,88,729	
		TENDERED VOTES			0		
81 Nagarkurnool	1	Dr. Nagam Janardhan Reddy	Telugu Desam	67,688	338	68,026	Declared Elected
	2	Kuchakulla Damodher Reddy	Indian National Congress	60,972	461	61,433	
	3	Jakka Raghunandan Reddy	Bharatiya Janata Party	3,976	8	3,984	
	4	S.K.Noorjahan	Praja Rajyam Party	3,972	3	3,975	
	5	Veljala Basavaiah	Great India Party	1,607	0	1,607	
	6	Dasari Shantha Kumar	Bahujan Samaj Party	1,495	1	1,496	
	7	Samba Parvathalu	Independent	1,412	0	1,412	
	8	Kandanulu Ramakrishna	Lok Satta Party	1,388	8	1,396	
	9	Sri Harinath	Independent	1,030	0	1,030	
	10	Gunna Shashidhar Reddy	Pyramid Party of India	922	0	922	
	11	Bonasi Krishnaiah	Independent	723	0	723	
	12	Bonasi Ramchandar	Independent	548	0	548	
	13	B.E.Vijaykumar	Independent	470	0	470	
	14	K.Venkata Swamy	Bharateeya Sadharma Samsthapana Party	433	0	433	
		VALID VOTES	1,46,636	819	1,47,455		
		REJECTED VOTES			4	Total Electors	
		TOTAL VOTES POLLED			1,47,459	2,14,403	
		TENDERED VOTES			5		

Assembly Constituency No. & Name	Sl. No.	Candidate Name	Party	Votes Counted from EVM	Postal Votes	Total Votes Polled	Results
82 Achampet (SC)	1	P.Ramulu	Telugu Desam	67,044	317	67,361	Declared Elected
	2	Dr.C.Vamshi Krishna	Indian National Congress	62,207	323	62,530	
	3	P.Muneendranath	Praja Rajyam Party	4,461	2	4,463	
	4	Gadadasu Venkateshwarlu	Lok Satta Party	2,869	9	2,878	
	5	Beesumalla Yosef	Bahujan Samaj Party	2,336	0	2,336	
	6	Kum. Mandala Sulthanamma	Independent	2,280	0	2,280	
	7	Y.Venkatesh	Pyramid Party of India	2,186	0	2,186	
	8	Kavali Venkataiah	Independent	946	0	946	
			VALID VOTES	1,44,329	651	1,44,980	
			REJECTED VOTES			76	Total Electors
			TOTAL VOTES POLLED			1,45,056	2,10,950
		TENDERED VOTES			11		
83 Kalwakurthy	1	G.Jaipal Yadav	Telugu Desam	56,741	249	56,990	Declared Elected
	2	Yadma Kista Reddy	Indian National Congress	56,208	185	56,393	
	3	Achary Tallwoju	Bharatiya Janata Party	24,078	47	24,125	
	4	J.Chitharanjan Das	Praja Rajyam Party	7,875	6	7,881	
	5	Guduru Prabhakar Reddy	Pyramid Party of India	3,407	0	3,407	
	6	Mabbu Sayanna Madiga	Independent	2,957	0	2,957	
	7	Banavath Ramulu Naik	Bahujan Samaj Party	2,351	0	2,351	
	8	Bandela Ramchandra Reddy	Lok Satta Party	1,960	7	1,967	
			VALID VOTES	1,55,577	494	1,56,071	
			REJECTED VOTES			4	Total Electors
			TOTAL VOTES POLLED			1,56,075	2,10,938
		TENDERED VOTES			0		
84 Shadnagar	1	Chowlapally Pratap Reddy	Indian National Congress	62,113	109	62,222	Declared Elected
	2	Anjaiah Yelganamoni	Telangana Rashtra Samithi	52,290	94	52,384	
	3	Pathlavath Mittu Naik	Praja Rajyam Party	11,592	7	11,599	
	4	Vanam Jhansi Rani	Bharatiya Janata Party	6,148	12	6,160	
	5	Lingaiah Silveru	Independent	3,515	0	3,515	
	6	S. Sreenivasulu	Pyramid Party of India	2,054	0	2,054	
	7	Pathlavath Shakru	Independent	1,649	0	1,649	
	8	P. Narender	Lok Satta Party	1,302	3	1,305	
	9	Sajjala Kashinath	Bahujan Samaj Party	1,068	1	1,069	
	10	Tattepally Ramulu	Independent	679	0	679	
			VALID VOTES	1,42,410	226	1,42,636	
		REJECTED VOTES			108	Total Electors	
		TOTAL VOTES POLLED			1,42,744	1,79,562	
		TENDERED VOTES			0		
85 Kollapur	1	Jupally Krishna Rao	Indian National Congress	57,773	273	58,046	Declared Elected
	2	Chintalapally Jagadeeswar Rao	Telugu Desam	56,294	244	56,538	
	3	Vishnuvardhan Reddy Mamillapally	Independent	23,273	193	23,466	
	4	Khaja Pasha	Bahujan Samaj Party	2,510	2	2,512	
	5	Vemula Narender Rao	Bharatiya Janata Party	2,359	3	2,362	
	6	Konda Sudhakar Reddy	Independent	1,524	0	1,524	
	7	Pedda Eeswaraiiah	Pyramid Party of India	1,430	0	1,430	
	8	Kasani Narsimlu	Mana Party	1,124	1	1,125	
	9	B.Nageshwar Raju	Independent	1,018	0	1,018	
	10	Pebbeti Vishnuvardan Reddy	Lok Satta Party	810	3	813	
	11	Bogi Ravi	Independent	801	0	801	
	12	Deva Kashi Vishwanath	Independent	552	0	552	
	13	Kolla Shivaprasad Rao	Trilinga Praja Pragati Party	494	1	495	
	14	Gadusu Arunkumar	Independent	329	0	329	
			VALID VOTES	1,50,291	720	1,51,011	
		REJECTED VOTES			60	Total Electors	
		TOTAL VOTES POLLED			1,51,071	2,14,047	
		TENDERED VOTES			0		
86 Devarakonda (ST)	1	Balu Naik Nenavath	Indian National Congress	64,572	315	64,887	Declared Elected
	2	Ravindra Kumar Ramavath	Communist Party of India	57,239	180	57,419	
	3	Vadtya Ramesh	Praja Rajyam Party	16,403	25	16,428	
	4	Mangya Pathlavath	Bharatiya Janata Party	3,475	3	3,478	
	5	Ramavath Bhojya Naik	Independent	2,584	0	2,584	
	6	Ramavath Lalu Naik	Bahujan Samaj Party	1,346	0	1,346	
	7	Jarupula Lokya Naik	Independent	1,109	0	1,109	
			VALID VOTES	1,46,728	523	1,47,251	
		REJECTED VOTES			32	Total Electors	
		TOTAL VOTES POLLED			1,47,283	2,02,733	
		TENDERED VOTES			0		

Assembly Constituency No. & Name	Sl. No.	Candidate Name	Party	Votes Counted from EVM	Postal Votes	Total Votes Polled	Results
87 Nagarjuna Sagar	1	Kundururu Jana Reddy	Indian National Congress	67,792	166	67,958	Declared Elected
	2	Tera Chinnapa Reddy	Telugu Desam	61,505	239	61,744	
	3	Islavath Ramchander Naik	Praja Rajyam Party	8,593	7	8,600	
	4	Katta Yadaiah	Bahujan Samaj Party	4,639	0	4,639	
	5	Boligoria Srinivas Yadav	Bharatiya Janata Party	1,772	1	1,773	
	6	Cheraka Mallikarjuna Goud	B.C.United Front	1,229	0	1,229	
	7	G. Rathan Kumar	Independent	1,180	0	1,180	
	8	Nimmala Indira	Independent	992	0	992	
	9	Dhanavath Srinivas Naik	Independent	867	0	867	
	10	Vadlamudi Soudamani	Independent	754	0	754	
	11	Tera Rajini Kanth	Lok Satta Party	712	1	713	
	12	P.Ramalinga Reddy	Pyramid Party of India	633	0	633	
	13	Julakanti Venkateswar Reddy	Independent	582	0	582	
	14	Jakkula China Narsimha	Independent	495	0	495	
	15	Vishnuvardhan Reddy Udthuri	Independent	449	1	450	
	16	Jakkala Venkateswarlu	Independent	434	0	434	
	17	Malothu Kotya Naik	Praja Shanthi Party	392	0	392	
	18	Gantekampu Venkataiah	Independent	374	0	374	
	19	Kanakaraju Samelu	Independent	332	1	333	
	20	Anjaiah Virigineni	Independent	272	0	272	
			VALID VOTES	1,53,998	416	1,54,414	
		REJECTED VOTES			6	Total Electors	
		TOTAL VOTES POLLED			1,54,420	2,01,229	
		TENDERED VOTES			2		
88 Miryalaguda	1	Julakanti Ranga Reddy	Communist Party of India (Marxist)	51,808	419	52,227	Declared Elected
	2	Gangadhar Tirunagaru	Indian National Congress	47,698	166	47,864	
	3	Alugubelli Amarender Reddy	Praja Rajyam Party	33,107	233	33,340	
	4	Karnati Prabhakar	Bharatiya Janata Party	4,409	14	4,423	
	5	Venkateswarlu Maddi	Lok Satta Party	2,949	12	2,961	
	6	Venepally Pandu Ranga Rav	Independent	1,668	1	1,669	
	7	Kundarapu Ramesh	Bahujan Samaj Party	1,012	0	1,012	
	8	Nampally Jakka Rao	Independent	832	0	832	
	9	Sangem Jidikallu	Pyramid Party of India	694	0	694	
	10	Pokala Kiran Kumar Madiga	Independent	598	1	599	
	11	Bhukya Balu Naik	Independent	565	0	565	
	12	Vasukla Mattaiah	Independent	534	0	534	
	13	Perla Venkataiah	Independent	348	0	348	
			VALID VOTES	1,46,222	846	1,47,068	
		REJECTED VOTES			49	Total Electors	
		TOTAL VOTES POLLED			1,47,117	2,05,058	
		TENDERED VOTES			13		
89 Huzurnagar	1	Uttam Kumar Reddy Nalamada	Indian National Congress	80,500	335	80,835	Declared Elected
	2	Jagadeesh Reddy Guntakandla	Telangana Rashtra Samithi	51,467	174	51,641	
	3	Srinivasa Rao Mekala	Praja Rajyam Party	22,543	69	22,612	
	4	Cheruvupally Saideaiah	Bharatiya Janata Party	3,264	3	3,267	
	5	Kadiyam Srinivas Reddy	Lok Satta Party	1,977	15	1,992	
	6	Eruku Pichaiah	Independent	1,622	10	1,632	
	7	K.V. Srinivasacharyulu	Independent	1,434	0	1,434	
	8	Mamidi Sudarshan	Bahujan Samaj Party	1,215	1	1,216	
	9	Kalakanda Thirupathiah	Independent	835	0	835	
	10	Vattikuti Ramarao	Independent	581	0	581	
	11	Bollam Lingaiah Yadav	Independent	523	0	523	
	12	Kosanam Kondalu	Independent	447	0	447	
	13	Gade Prabhakar Reddy	Independent	425	0	425	
			VALID VOTES	1,66,833	607	1,67,440	
		REJECTED VOTES			151	Total Electors	
		TOTAL VOTES POLLED			1,67,591	2,14,836	
		TENDERED VOTES			0		
90 Kodad	1	Chander Rao Vanepally	Telugu Desam	64,498	244	64,742	Declared Elected
	2	MD.Mahaboob Jani	Indian National Congress	54,574	344	54,918	
	3	Gagadam Sudhakar Rao	Praja Rajyam Party	21,759	80	21,839	
	4	Bollam Malliah Yadav	Independent	13,533	11	13,544	
	5	Polavaram Kalyani	Lok Satta Party	2,144	19	2,163	
	6	Sunkara Linga Reddy	Independent	1,846	0	1,846	
	7	Nune Sulochana	Bharatiya Janata Party	1,809	1	1,810	
	8	Polampalli Danaveera	Bahujan Samaj Party	1,275	0	1,275	
	9	Palakoori Yellaiah	Independent	619	0	619	
	10	Badavath Nehru Bapuji	Independent	560	0	560	
	11	Chintha Babu	Independent	404	0	404	
	12	Tiragamalla Somanna	Independent	327	0	327	
			VALID VOTES	1,63,348	699	1,64,047	
		REJECTED VOTES			48	Total Electors	
		TOTAL VOTES POLLED			1,64,095	2,13,236	
		TENDERED VOTES			3		

Assembly Constituency No. & Name	Sl. No.	Candidate Name	Party	Votes Counted from EVM	Postal Votes	Total Votes Polled	Results
91 Suryapet	1	R. Damodar Reddy	Indian National Congress	56,514	500	57,014	Declared Elected
	2	Poreddy Chandrasekhar Reddy	Telangana Rashtra Samithi	50,226	591	50,817	
	3	Bandaru Dhanunjaya Goud	Praja Rajyam Party	24,505	191	24,696	
	4	Chetharaju Venkateshwarlu	Bahujan Samaj Party	3,456	1	3,457	
	5	Karpuram Rajendar	Lok Satta Party	2,184	11	2,195	
	6	Ramineni Prabhakar	Bharatiya Janata Party	1,931	3	1,934	
	7	Saraswathi Laxmi Narsa Raju	Rajyadhikara Party	1,664	0	1,664	
	8	Kongari Upender	Pyramid Party of India	1,353	0	1,353	
	9	Bodupula Hari Krishna	Independent	1,147	2	1,149	
	10	Marri Nehemiah	Independent	1,104	0	1,104	
	11	Maram Venkat Reddy	Independent	1,036	0	1,036	
	12	Varikuppala Venkanna	Marxist Communist Party of India (S.S.Srivastava)	787	0	787	
	13	Padidala Janardhan	Trilinga Praja Pragati Party	722	0	722	
	14	A. Mallaiah	Independent	617	0	617	
	15	Mynam Joseph	Independent	608	0	608	
	16	Perumalla Venkanna	Independent	567	0	567	
	17	Md. Fareedudhin Ahmed	Independent	490	0	490	
	18	Vuppala Sridhar Reddy	Independent	414	0	414	
	19	Gopagani Rama Krishna	Independent	381	0	381	
			VALID VOTES	1,49,706	1299	1,51,005	
		REJECTED VOTES			38	Total Electors	
		TOTAL VOTES POLLED			1,51,043	2,17,572	
		TENDERED VOTES			1		
92 Nalgonda	1	Komatireddy Venkat Reddy	Indian National Congress	59,659	1006	60,665	Declared Elected
	2	Nandyala Narsimha Reddy	Communist Party of India (Marxist)	51,899	389	52,288	
	3	Dubbaka Narsimha Reddy	Praja Rajyam Party	21,949	68	22,017	
	4	Gundagoni Giribabu Goud	Bharatiya Janata Party	4,824	4	4,828	
	5	G.V.Ramana Reddy	Lok Satta Party	2,860	33	2,893	
	6	Polishetty Venkateshwarlu	Independent	1,363	0	1,363	
	7	Badini Narsimha Goud	Bahujan Samaj Party	1,232	4	1,236	
	8	Chilakala Gowardan	Independent	996	2	998	
	9	Shiva Kumar.K	Pyramid Party of India	566	0	566	
	10	Kommu Sudhakar	Independent	342	0	342	
	11	Janigala Ramulu Yadav	Independent	340	0	340	
	12	M.A.Aziz Khan	Independent	323	0	323	
			VALID VOTES	1,46,353	1506	1,47,859	
			REJECTED VOTES			104	Total Electors
		TOTAL VOTES POLLED			1,47,963	2,00,352	
		TENDERED VOTES			0		
93 Munugode	1	Vujjini Yadagiri Rao	Communist Party of India	57,343	40	57,383	Declared Elected
	2	Goverdhan Reddy Palvai	Indian National Congress	53,760	29	53,789	
	3	Taduri Venkat Reddy	Praja Rajyam Party	29,347	78	29,425	
	4	Gangidi Manohar Reddy	Bharatiya Janata Party	9,182	3	9,185	
	5	Gosika Venkatesham	Independent	4,791	1	4,792	
	6	Janagam Yadagiri	Bahujan Samaj Party	2,264	1	2,265	
	7	Erukonda Lachaiah	Lok Satta Party	1,947	5	1,952	
	8	MD.Rafi	Independent	1,919	0	1,919	
	9	Bachanaboina Shankar Yadav	Independent	1,033	0	1,033	
	10	Anneparthi Sanjeeva	Independent	974	0	974	
	11	Chandraiah Muthyala	Independent	914	0	914	
	12	Gutta Sridhar Reddy	Independent	600	0	600	
			VALID VOTES	1,64,074	157	1,64,231	
			REJECTED VOTES			2	Total Electors
		TOTAL VOTES POLLED			1,64,233	2,12,911	
		TENDERED VOTES			2		
94 Bhongir	1	Alimineti Uma Madhava Reddy	Telugu Desam	53,037	36	53,073	Declared Elected
	2	Jitta Balakrishna Reddy	Independent	43,491	229	43,720	
	3	Chinthala Venkateshwar Reddy	Indian National Congress	36,923	26	36,949	
	4	Pachimatla Shivaraju	Praja Rajyam Party	4,359	13	4,372	
	5	Dhanunjaiah Karnati	Bharatiya Janata Party	3,701	1	3,702	
	6	Patnam Sujatha	Independent	1,873	0	1,873	
	7	Kishtaiah Sutharapu	Lok Satta Party	1,045	1	1,046	
	8	Alimineti Madhava Reddy	Independent	807	1	808	
	9	Kethavath Sudhkar	Bharateeya Sadharma Samsthapana Party	766	0	766	
	10	Pusa Srinivas	Shiv Sena	672	0	672	
	11	Nalla Laxmaiah	Trilinga Praja Pragati Party	572	0	572	
	12	Battu Ramachandraiah	Bahujan Samaj Party	547	0	547	
	13	Kondamadugu Raju	Bahujan Samaj Party(Ambedkar-Phule)	270	0	270	
			VALID VOTES	1,48,063	307	1,48,370	
		REJECTED VOTES			150	Total Electors	
		TOTAL VOTES POLLED			1,48,520	1,86,195	
		TENDERED VOTES			4		

Assembly Constituency No. & Name	Sl. No.	Candidate Name	Party	Votes Counted from EVM	Postal Votes	Total Votes Polled	Results
95 Nakrekal (SC)	1	Chirumarthy Lingaiah	Indian National Congress	71,630	393	72,023	Declared Elected
	2	Mamidi Sarvaiah	Communist Party of India (Marxist)	59,513	334	59,847	
	3	Daida Sravan Kumar	Praja Rajyam Party	19,144	35	19,179	
	4	Nune Venkata Swamy	Independent	4,558	28	4,586	
	5	Nakerekanti Mogulaiah	Bharatiya Janata Party	3,391	11	3,402	
	6	Yadagiri Vantepaka	Lok Satta Party	2,230	27	2,257	
	7	Shepuri Yadaiah	Independent	2,183	0	2,183	
	8	Chedipali Kasaiah	Bahujan Samaj Party	1,481	0	1,481	
	9	Ubbani Venkanna	Independent	842	0	842	
	10	Yathakula Somaiah	Independent	758	0	758	
	11	Perla Uppelamma	Independent	551	0	551	
	12	Gaddapati Danaiah	Independent	533	0	533	
	13	Chinnapaka Raghupathi	Independent	453	0	453	
	14	Indraganti Venkataiah	Independent	341	0	341	
			VALID VOTES	1,67,608	828	1,68,436	
			REJECTED VOTES			83	Total Electors
		TOTAL VOTES POLLED			1,68,519	2,21,446	
		TENDERED VOTES			0		
96 Thungathurthi (SC)	1	Mothukupally Narsimulu	Telugu Desam	80,517	371	80,888	Declared Elected
	2	Gudipati Narsaiah	Indian National Congress	68,355	670	69,025	
	3	Jogunuri Sundar Rao	Praja Rajyam Party	6,080	9	6,089	
	4	Kolukonda Yadagiri	Bahujan Samaj Party	5,233	0	5,233	
	5	Goli Prabhakar	Bharatiya Janata Party	2,941	0	2,941	
	6	Surarapu Mallaiah	Independent	1,989	0	1,989	
	7	Mandari David	Independent	1,727	0	1,727	
	8	Pooduri Srinivasa Rao	Lok Satta Party	1,580	8	1,588	
	9	B. Anil	Pyramid Party of India	1,454	0	1,454	
	10	Patteti Suresh Babu	Independent	611	0	611	
	11	Akarapu Muarli	Independent	504	0	504	
	12	Gopal Das Vijaya Kumar	Independent	476	0	476	
	13	Kadem Parameshwar	Independent	427	0	427	
			VALID VOTES	1,71,894	1058	1,72,952	
			REJECTED VOTES			50	Total Electors
			TOTAL VOTES POLLED			1,73,002	2,26,182
		TENDERED VOTES			5		
97 Alair	1	Budida Bikshamaiah	Indian National Congress	66,775	130	66,905	Declared Elected
	2	Kallem Yadagiri Reddy	Telangana Rashtra Samithi	53,962	41	54,003	
	3	Bandru Shobha Rani	Praja Rajyam Party	16,657	2	16,659	
	4	Kududula Nagesh	Bahujan Samaj Party	5,861	9	5,870	
	5	Dr. Kasam Venkateshwarlu	Bharatiya Janata Party	5,662	2	5,664	
	6	Chelmala Chandra Reddy	Indian Justice Party	3,769	0	3,769	
	7	Rachakonda Sitha	Independent	2,389	0	2,389	
	8	Subburu Ramesh	Lok Satta Party	2,094	5	2,099	
	9	Ramchandra Reddy Gujjula	Independent	2,011	0	2,011	
	10	Thakur Prathap Singh	Independent	1,956	0	1,956	
	11	Donthiri Sridhar Reddy	Independent	1,269	0	1,269	
	12	Vangapally Srinivas	Trilinga Praja Pragati Party	1,244	0	1,244	
	13	Mitta Narsing	Independent	1,178	0	1,178	
	14	Vyla Srinivas Reddy	Independent	1,030	0	1,030	
	15	Achaiah Kaduri	Independent	878	0	878	
	16	Jannapala Maraiah	Independent	710	0	710	
	17	Tatikayala Mallaiah	Independent	704	0	704	
	18	Challuri Poचाiah	Independent	544	0	544	
			VALID VOTES	1,68,693	189	1,68,882	
		REJECTED VOTES			0	Total Electors	
		TOTAL VOTES POLLED			1,68,882	2,25,352	
		TENDERED VOTES			0		
98 Jangoan	1	Ponnala Lakshmaiah	Indian National Congress	60,937	281	61,218	Declared Elected
	2	Kommuri Pratap Reddy	Telangana Rashtra Samithi	60,779	203	60,982	
	3	Jalli Siddaiah	Praja Rajyam Party	9,210	7	9,217	
	4	Nellutla Narsimha Rao	Bharatiya Janata Party	4,305	5	4,310	
	5	Singapaka Lingam	Independent	3,148	0	3,148	
	6	Abbu Venkateshwar	Independent	2,579	0	2,579	
	7	Beti Raji Reddy	Lok Satta Party	2,272	13	2,285	
	8	Baswagalla Siddaiah	Bahujan Samaj Party	2,274	0	2,274	
	9	Palla Nikhilesh	Pyramid Party of India	1,771	2	1,773	
	10	Nagulapelli Srishailam Kuruma	Independent	1,227	0	1,227	
	11	Pathi Rajeshwar	Independent	1,135	0	1,135	
	12	M.D.Musheeruddin	Independent	1,121	0	1,121	
			VALID VOTES	1,50,758	511	1,51,269	
			REJECTED VOTES			142	Total Electors
		TOTAL VOTES POLLED			1,51,411	2,09,425	
		TENDERED VOTES			4		

Assembly Constituency No. & Name	Sl. No.	Candidate Name	Party	Votes Counted from EVM	Postal Votes	Total Votes Polled	Results
99 Ghanpur (Station) (SC)	1	Rajaiah Thatikonda	Indian National Congress	68,137	25	68,162	Declared Elected
	2	Kadiyam Sreehari	Telugu Desam	56,898	54	56,952	
	3	Aroori Ramesh	Praja Rajyam Party	26,072	3	26,075	
	4	Kongara Anil Kumar	Pyramid Party of India	4,982	0	4,982	
	5	Ratnamala Naliganti	Communist Party of India (Marxist)	4,661	3	4,664	
	6	Perumandla Venkateswarlu	Independent	3,587	0	3,587	
	7	Chintha Suvatha	Bahujan Samaj Party	2,191	0	2,191	
	8	Chiluka Vijaya Rao	Bharatiya Janata Party	1,910	0	1,910	
	9	Gurram Thimothi	Lok Satta Party	1,406	5	1,411	
	10	Daida Christoper	Ajeya Bharat Party	900	0	900	
	11	Arsham Swamy	Independent	812	0	812	
			VALID VOTES	1,71,556	90	1,71,646	
			REJECTED VOTES			87	Total Electors
			TOTAL VOTES POLLED			1,71,733	2,25,885
		TENDERED VOTES			0		
100 Palakurthi	1	Errabelli Dayakar Rao	Telugu Desam	65,041	239	65,280	Declared Elected
	2	Dugyala Srinivas Rao	Indian National Congress	62,425	192	62,617	
	3	Nemurugommula Praveen Rao	Praja Rajyam Party	6,735	5	6,740	
	4	Jamuna Pendli	Pyramid Party of India	3,938	0	3,938	
	5	Alagandula Yakanarayana	Bharateeya Sadharma Samsthapana Party	3,716	0	3,716	
	6	Sadanandam Bandari	Independent	3,319	0	3,319	
	7	Sudarshan Bharatha	Independent	2,355	0	2,355	
	8	Azeez Abdul Mohmad	Bahujan Samaj Party	2,327	0	2,327	
	9	Pamu Ramesh	Independent	2,135	0	2,135	
	10	Mekala Kedari Yadav	Independent	1,973	0	1,973	
	11	Gugulothu Nanu	Marxist Communist Party of India (S.S.Srivastava)	1,258	0	1,258	
	12	Routhu Sujatha	Lok Satta Party	1,159	1	1,160	
			VALID VOTES	1,56,381	437	1,56,818	
			REJECTED VOTES			160	
		VOTES NOT RETRIEVED FROM EVM			349	Total Electors	
		TOTAL VOTES POLLED			1,57,327	1,99,536	
		TENDERED VOTES			0		
101 Dornakal (ST)	1	Satyavathi Rathod	Telugu Desam	69,198	84	69,282	Declared Elected
	2	Dharamsoth Redya Naik	Indian National Congress	64,602	57	64,659	
	3	Banoth Sujatha	Praja Rajyam Party	7,329	2	7,331	
	4	Parushuram Naik Porika	Bharatiya Janata Party	3,017	1	3,018	
	5	Kevuloth Rajender	Pyramid Party of India	2,069	0	2,069	
	6	Somanna Tejavath	Independent	1,693	0	1,693	
	7	Ala Maloth	Independent	926	0	926	
	8	Jarpula Ammaji	Independent	781	0	781	
	9	Bhukya Kistu Naik	Independent	740	0	740	
			VALID VOTES	1,50,355	144	1,50,499	
			REJECTED VOTES			107	Total Electors
			TOTAL VOTES POLLED			1,50,606	1,85,210
		TENDERED VOTES			0		
102 Mahabubabad (ST)	1	Kavitha Maloth	Indian National Congress	66,107	102	66,209	Declared Elected
	2	Azmeera Chandulal	Telangana Rashtra Samithi	50,687	155	50,842	
	3	Banoth Shankar Naik	Praja Rajyam Party	18,386	17	18,403	
	4	Yapa Sithaiah	Bharatiya Janata Party	4,508	21	4,529	
	5	Halavath Lingya	Independent	3,479	1	3,480	
	6	Guguloth Shankar	Independent	2,616	0	2,616	
	7	Eerya Bhanoth	Lok Satta Party	2,262	15	2,277	
	8	Jatoth Harichand	Independent	2,007	0	2,007	
	9	Banoth Mangya	Independent	1,635	0	1,635	
	10	Bhanoth Kishan Naik	Independent	916	0	916	
			VALID VOTES	1,52,603	311	1,52,914	
			REJECTED VOTES			276	Total Electors
		TOTAL VOTES POLLED			1,53,190	1,96,996	
		TENDERED VOTES			5		

Assembly Constituency No. & Name	Sl. No.	Candidate Name	Party	Votes Counted from EVM	Postal Votes	Total Votes Polled	Results
103 Narsampet	1	Prakash Reddy Revuri	Telugu Desam	75,201	199	75,400	Declared Elected
	2	Donthi Madhava Reddy	Indian National Congress	66,333	444	66,777	
	3	Gonela Ravinder	Praja Rajyam Party	10,753	5	10,758	
	4	Madan Mohan Rao Errabelli	Bharatiya Janata Party	2,084	0	2,084	
	5	Modem Mallesh	Independent	1,896	0	1,896	
	6	Ashok Maddikayala	Marxist Communist Party of India (S.S.Srivastava)	1,380	1	1,381	
	7	K. Jagan	Lok Satta Party	1,265	2	1,267	
	8	Mekala Ravinder Yadav	Bahujan Samaj Party	1,167	0	1,167	
	9	Agaboina Narsamma	Independent	747	0	747	
	10	Ravulapally Kondal Rao	Pyramid Party of India	724	0	724	
	11	Udugula Satyanarayana	Independent	643	0	643	
			VALID VOTES	1,62,193	651	1,62,844	
			REJECTED VOTES			61	Total Electors
			TOTAL VOTES POLLED			1,62,905	1,91,518
		TENDERED VOTES			3		
104 Parkal	1	Konda Surekha	Indian National Congress	69,117	18	69,135	Declared Elected
	2	Bikshapathy Moluguri	Telangana Rashtra Samithi	56,323	12	56,335	
	3	Ailaiah Manda	Praja Rajyam Party	11,967	1	11,968	
	4	Gujjula Premendar Reddy	Bharatiya Janata Party	3,497	0	3,497	
	5	Prashanth Gadipe	Pyramid Party of India	1,783	0	1,783	
	6	Siripelly Rajaiah	Independent	1,636	0	1,636	
	7	Bochu Saraiah	Bahujan Samaj Party	1,480	0	1,480	
	8	Budde Ravi Kumar	Independent	735	0	735	
	9	Chander Rao Morthala	Independent	697	0	697	
	10	Buchi Reddy Abbadi	Independent	487	0	487	
			VALID VOTES	1,47,722	31	1,47,753	
			REJECTED VOTES			119	
			VOTES NOT RETRIEVED FROM EVM			128	Total Electors
			TOTAL VOTES POLLED			1,48,000	1,93,381
		TENDERED VOTES			1		
105 Warangal West	1	Dasyam Vinaya Bhasker	Telangana Rashtra Samithi	45,567	240	45,807	Declared Elected
	2	Kondapalli Dayasagar Rao	Indian National Congress	38,780	343	39,123	
	3	Madadi Ravinder Reddy	Praja Rajyam Party	16,216	14	16,230	
	4	Kodanda Rama Rao Parcha	Lok Satta Party	6,646	38	6,684	
	5	Marthineni Dharma Rao	Bharatiya Janata Party	4,545	12	4,557	
	6	Junnuthula Kishan Reddy	Pyramid Party of India	677	0	677	
	7	Kaitha Rajkumar	Bahujan Samaj Party	433	0	433	
	8	K. Rajeswari	Independent	381	0	381	
	9	Elugu Sudhakar Gangaputhra	Independent	370	0	370	
	10	Mohammad Iqbal	Independent	361	1	362	
	11	Chandra Mohan Arcat	Independent	298	1	299	
	12	Kamidi Padmakar Reddy	Samajwadi Party	203	1	204	
	13	Poosaala Sathya Prakash	Independent	178	0	178	
	14	Gudimalla Krishna Rao	Independent	130	0	130	
	15	Gaineni Rajan	Independent	123	0	123	
			VALID VOTES	1,14,908	650	1,15,558	
			REJECTED VOTES			164	Total Electors
		TOTAL VOTES POLLED			1,15,722	2,16,155	
		TENDERED VOTES			1		
106 Warangal East	1	Baswaraju Saraiah	Indian National Congress	41,859	93	41,952	Declared Elected
	2	Errabelli Pradeep Kumar Rao	Praja Rajyam Party	34,652	45	34,697	
	3	Acha Vidya Sagar	Telangana Rashtra Samithi	31,356	121	31,477	
	4	Mettu Srinivas	Communist Party of India (Marxist)	6,905	3	6,908	
	5	Tirunari Sessaiah	Lok Satta Party	4,263	11	4,274	
	6	Vangala Sammireddy	Bharatiya Janata Party	3,964	4	3,968	
	7	Iqbal Ahamed Md	Independent	1,077	0	1,077	
	8	Anitha Kunta	Pyramid Party of India	1,025	0	1,025	
	9	Katakam Yagagiri	Bahujan Samaj Party	784	1	785	
	10	Sarangapani Siraboina	Independent	583	0	583	
	11	Kusuma Rama	Independent	496	1	497	
	12	Palla Vinay Kumar	Independent	406	0	406	
	13	Thonupunoori Rajeshwar Rao (Raju)	Independent	342	0	342	
	14	Vangari Rajender	Independent	272	0	272	
	15	Singathi Sambaiah	Marxist Communist Party of India (S.S.Srivastava)	198	1	199	
			VALID VOTES	1,28,182	280	1,28,462	
			REJECTED VOTES			102	Total Electors
		TOTAL VOTES POLLED			1,28,564	2,14,164	
		TENDERED VOTES			0		

Assembly Constituency No. & Name	Sl. No.	Candidate Name	Party	Votes Counted from EVM	Postal Votes	Total Votes Polled	Results
107 Wardhannapet (SC)	1	Kondeti Sridhar	Indian National Congress	57,855	16	57,871	Declared Elected
	2	Dr.Gunde Vijaya Rama Rao	Telangana Rashtra Samithi	51,252	35	51,287	
	3	Jannu Jakaraiah	Praja Rajyam Party	20,689	3	20,692	
	4	Dubashi Vasudev	Bharatiya Janata Party	4,501	2	4,503	
	5	Jatti Ravikumar	Lok Satta Party	2,795	5	2,800	
	6	Ellandula Shoban Babu	Independent	2,250	0	2,250	
	7	Ermiya Sangala	Independent	2,057	0	2,057	
	8	Venkataswamy Sudamalla	Independent	1,877	0	1,877	
	9	Manda Somaiah	Bahujan Samaj Party	1,408	0	1,408	
	10	Nallamary Ramesh	Independent	1,277	0	1,277	
	11	Paramjyothi Radapaka	Independent	1,082	0	1,082	
	12	Barla Swarajayam	Independent	775	0	775	
	13	Tummala Sridhar	Independent	621	0	621	
	14	Jadson Bakka	Independent	548	0	548	
			VALID VOTES	1,48,987	61	1,49,048	
			REJECTED VOTES			39	Total Electors
		TOTAL VOTES POLLED			1,49,087	2,14,914	
		TENDERED VOTES			0		
108 Bhupalpalle	1	Gandra Venkata Ramana Reddy	Indian National Congress	69,539	31	69,570	Declared Elected
	2	Madhusudana Chary Sirikonda	Telangana Rashtra Samithi	57,572	26	57,598	
	3	Sada Vijay Kumar Kunchala	Praja Rajyam Party	9,613	7	9,620	
	4	Nagapuri Raja Mouli	Bharatiya Janata Party	6,695	0	6,695	
	5	Bandi Ravinder	Independent	4,595	0	4,595	
	6	M.D.Rahamat Bhee	Pyramid Party of India	2,028	0	2,028	
	7	Mittapally Sadanandam	Independent	1,839	0	1,839	
	8	Maheshwarapu Gattaiah	Lok Satta Party	1,545	2	1,547	
	9	Palleboina Swamy	Independent	1,182	0	1,182	
	10	Narahari Venugopal Reddy	Independent	1,070	0	1,070	
	11	Upender Reddy Vallepu	Marxist Communist Party of India (S.S.Srivastava)	1,046	0	1,046	
	12	Samala Sheshidhar	Independent	803	0	803	
	13	Ashok Panjala	Independent	668	0	668	
	14	Kodela Sammaiah	Independent	575	0	575	
	15	Yeldandi Sadanandam	Independent	564	0	564	
	16	Thimmapuram Govardhan	Independent	440	0	440	
	17	Karra Raghupathi Reddy	Independent	426	0	426	
	18	Gunti Pochariah	Independent	414	0	414	
		VALID VOTES	1,60,614	66	1,60,680		
		REJECTED VOTES			61	Total Electors	
		TOTAL VOTES POLLED			1,60,741	2,22,582	
		TENDERED VOTES			0		
109 Mulugu (ST)	1	Anasuya Dansari	Telugu Desam	64,170	115	64,285	Declared Elected
	2	Podem Veeraiah	Indian National Congress	45,464	46	45,510	
	3	Khethavath Jayaram	Praja Rajyam Party	10,471	11	10,482	
	4	Burka Venkataiah	Independent	4,082	0	4,082	
	5	Ajmeera Krishnaveni	Bharatiya Janata Party	3,714	2	3,716	
	6	Burka Mallaiah	Independent	2,580	1	2,581	
	7	Kalthi Yerraiah	Independent	1,986	0	1,986	
	8	Banda Sammaiah	Marxist Communist Party of India (S.S.Srivastava)	1,078	0	1,078	
	9	Banoth Devilal	Independent	954	0	954	
		VALID VOTES	1,34,499	175	1,34,674		
		REJECTED VOTES			12	Total Electors	
		TOTAL VOTES POLLED			1,34,686	1,77,140	
		TENDERED VOTES			0		
110 Pinapaka (ST)	1	Rega Kantha Rao	Indian National Congress	39,890	138	40,028	Declared Elected
	2	Payam Venkateswarlu	Communist Party of India	39,619	60	39,679	
	3	Janakiram Tejavath	Praja Rajyam Party	17,362	18	17,380	
	4	Mukthi Satyam	Independent	5,184	1	5,185	
	5	B.Nageswara Rao	Bahujan Samaj Party	2,474	1	2,475	
	6	Chanda Bharathi	Independent	2,228	2	2,230	
	7	Ravindar Kumar Dharavath	independent	1,966	0	1,966	
	8	Banavath Srinivasa Rao	Lok Satta Party	1,928	8	1,936	
	9	Bhukya Seetharamulu	Bharatiya Janata Party	1,790	0	1,790	
	10	Dharavath Chandu	Independent	1,500	0	1,500	
	11	Daravath Hanmanth Naik	Independent	647	0	647	
	12	Chinta Sammaiah	Independent	570	0	570	
			VALID VOTES	1,15,158	228	1,15,386	
		REJECTED VOTES			33	Total Electors	
		TOTAL VOTES POLLED			1,15,419	1,54,817	
		TENDERED VOTES			5		

Assembly Constituency No. & Name	Sl. No.	Candidate Name	Party	Votes Counted from EVM	Postal Votes	Total Votes Polled	Results
111 Yellandu (ST)	1	Abbaiah Vooke	Telugu Desam	41,546	59	41,605	Declared Elected
	2	Kanakaiah Koram	Indian National Congress	38,429	230	38,659	
	3	Narsaiah Gummadi	Independent	28,753	105	28,858	
	4	Shankar Banoth	Praja Rajyam Party	17,578	12	17,590	
	5	Ravi Chepuri	Independent	1,488	0	1,488	
	6	Hari Singh Banothu	Independent	1,422	0	1,422	
	7	Kishan Malothu	Bahujan Samaj Party	1,326	0	1,326	
	8	Krishna Mohan Singh Porika	Bharatiya Janata Party	978	1	979	
	9	Seetharam Boda	Pyramid Party of India	899	0	899	
	10	Srinivas Punem	Independent	866	1	867	
	11	Dr.Chandar Rao Malothu	Independent	815	1	816	
	12	Narasimha Rao Eesam	Independent	716	0	716	
	13	Yerraiah Padiga	Independent	708	0	708	
	14	Balu Badavath	Independent	482	0	482	
			VALID VOTES	1,36,006	409	1,36,415	
			REJECTED VOTES			6	Total Electors
		TOTAL VOTES POLLED			1,36,421	1,72,021	
		TENDERED VOTES			0		
112 Khammam	1	Thummala Nageswara Rao	Telugu Desam	54,598	957	55,555	Declared Elected
	2	Jalagam Venkata Rao	Independent	51,983	1100	53,083	
	3	Younus Sultan	Indian National Congress	23,241	354	23,595	
	4	Eswara Pragada Hari Babu	Praja Rajyam Party	14,310	73	14,383	
	5	Dr. Samineni Raghavulu	Lok Satta Party	3,666	54	3,720	
	6	Kondapalli Sreedhar Reddy	Bharatiya Janata Party	718	2	720	
	7	Hussain Syed	Bahujan Samaj Party	675	1	676	
	8	Medepalli Nageswar Rao	Independent	620	0	620	
	9	Palavarapu Sree Ramulu	Pyramid Party of India	499	3	502	
	10	Palakurthi Krishna	Independent	321	0	321	
	11	Podila Vasu	Independent	228	0	228	
			VALID VOTES	1,50,859	2544	1,53,403	
			REJECTED VOTES			169	
		VOTES NOT RETRIEVED FROM EVM			644	Total Electors	
		TOTAL VOTES POLLED			1,54,216	2,04,649	
		TENDERED VOTES			20		
113 Palair	1	Venkata Reddy Ramreddy	Indian National Congress	64,446	109	64,555	Declared Elected
	2	Thammineni Veerabhadram	Communist Party of India (Marxist)	58,784	105	58,889	
	3	Nageshwarrao Rayala	Praja Rajyam Party	18,820	3	18,823	
	4	Koliseti Nageshwar Rao	Lok Satta Party	2,906	3	2,909	
	5	Batchalakura Jhansi Laxmi	Independent	2,337	0	2,337	
	6	Ramakrishna Inguva	Bharatiya Janata Party	2,067	0	2,067	
	7	Anatharamulu Daripalli	Bahujan Samaj Party	2,004	0	2,004	
	8	Danthala Mangayya	Bharateeya Sadharma Samsthapana Party	779	0	779	
	9	Yerraboina Kishan	Independent	629	0	629	
	10	Sailaja Katepalli	Pyramid Party of India	538	0	538	
	11	Vanaja Parupalli	Praja Shanthi Party	531	0	531	
	12	Gangisarapu Shankar	Independent	529	0	529	
	13	Yathakula Bhaskar Rao	Trilinga Praja Pragati Party	469	0	469	
			VALID VOTES	1,54,839	220	1,55,059	
			REJECTED VOTES			44	Total Electors
		TOTAL VOTES POLLED			1,55,103	1,73,780	
		TENDERED VOTES			0		
114 Madhira (SC)	1	Batti Vikramarka Mallu	Indian National Congress	59,192	202	59,394	Declared Elected
	2	Kamala Raju Lingala	Communist Party of India (Marxist)	57,786	191	57,977	
	3	Manda Krishna Madiga	Trilinga Praja Pragati Party	21,712	67	21,779	
	4	Dr. Saggurthy Vijaya Vani	Praja Rajyam Party	14,513	23	14,536	
	5	Kocharla Guravaiah	Pyramid Party of India	2,029	0	2,029	
	6	Vanguri Ramesh	Lok Satta Party	1,365	8	1,373	
	7	Pidamarthi Ravi	Bahujan Samaj Party	1,267	0	1,267	
	8	John Gudipati	Independent	1,003	0	1,003	
	9	Inapanuri Esther Swarnalatha	Independent	627	0	627	
			VALID VOTES	1,59,494	491	1,59,985	
			REJECTED VOTES			21	Total Electors
		TOTAL VOTES POLLED			1,60,006	1,83,510	
		TENDERED VOTES			11		

Assembly Constituency No. & Name	Sl. No.	Candidate Name	Party	Votes Counted from EVM	Postal Votes	Total Votes Polled	Results
115 Wyra (ST)	1	Chandravathi Banoth	Communist Party of India	52,989	101	53,090	Declared Elected
	2	Dr. Bhukya Ramchandra Nayak	Indian National Congress	39,338	126	39,464	
	3	Banoth Vani Kumari	Praja Rajyam Party	16,565	20	16,585	
	4	Banoth Madanial	Independent	5,547	4	5,551	
	5	Katta Venkateswarlu	Trilinga Praja Pragati Party	3,058	0	3,058	
	6	Maloth Prasada Rao	Bahujan Samaj Party	2,024	0	2,024	
	7	Undadi Narender	Lok Satta Party	1,454	17	1,471	
	8	Katram Swamy	Pyramid Party of India	1,276	0	1,276	
	9	Giribabu Lakavath	Independent	1,191	0	1,191	
	10	Eesala Venkateswarlu	Bharatiya Janata Party	1,171	1	1,172	
	11	Guguloth Rambabu	Independent	1,064	0	1,064	
	12	Banoth Mangilal Naik	Independent	612	0	612	
	13	Banoth Kishan	Independent	536	0	536	
			VALID VOTES	1,26,825	269	1,27,094	
			REJECTED VOTES			83	Total Electors
		TOTAL VOTES POLLED			1,27,177	1,49,359	
		TENDERED VOTES			6		
116 Sathupalle (SC)	1	Sandra Venkata Veeraiah	Telugu Desam	79,228	263	79,491	Declared Elected
	2	Chandrasekhar Sambhani	Indian National Congress	64,876	607	65,483	
	3	Ravi Nagabathini	Praja Rajyam Party	16,251	13	16,264	
	4	Tirumalaiah Telluri	Bahujan Samaj Party	2,642	0	2,642	
	5	Chokkaiah Jadi	Lok Satta Party	1,951	8	1,959	
	6	Venkateswara Rao Kuvvarapu (Kodipunju)	Independent	1,546	0	1,546	
	7	Kolikapogu Musalaiah	Bharatiya Janata Party	1,001	0	1,001	
	8	Konduri Susmitha Koteswar Rao	Independent	834	0	834	
			VALID VOTES	1,68,329	891	1,69,220	
			REJECTED VOTES			43	Total Electors
		TOTAL VOTES POLLED			1,69,263	1,98,571	
		TENDERED VOTES			0		
117 Kothagudem	1	Kunamneni Sambasiva Rao	Communist Party of India	46,834	194	47,028	Declared Elected
	2	Vanama Venkateswara Rao	Indian National Congress	44,615	409	45,024	
	3	Adavalli Krishna	Praja Rajyam Party	38,773	103	38,876	
	4	Bhupathi Lavanya	Lok Satta Party	2,555	30	2,585	
	5	Srinivasu.N	Independent	2,104	1	2,105	
	6	Kamala Manohar Rao Gudibanda	Bharatiya Janata Party	1,760	8	1,768	
	7	Pappula Sudhakar	Bahujan Samaj Party	1,293	0	1,293	
	8	Soyam Satyanarayana	Independent	939	0	939	
	9	Galib Mohammad	Pyramid Party of India	837	0	837	
	10	Rapolu Sambasiva Rao	Independent	603	0	603	
	11	Adavalli Krishna	Independent	528	0	528	
	12	Deekonda Raja Narsaiah	Independent	493	0	493	
	13	Ramana Reddy Sureddy	Independent	338	1	339	
	14	Ravulapalli Narasimha Murthy	Trilinga Praja Pragati Party	300	1	301	
	15	Ayilaiah Puttapaka	Independent	267	0	267	
			VALID VOTES	1,42,239	747	1,42,986	
		REJECTED VOTES			89	Total Electors	
		TOTAL VOTES POLLED			1,43,075	1,96,675	
		TENDERED VOTES			2		
118 Aswaraopeta (ST)	1	Mithrasena Vaggela	Indian National Congress	46,083	100	46,183	Declared Elected
	2	Payam Venkaiah	Communist Party of India (Marxist)	40,983	93	41,076	
	3	Nagendra Rao Thati	Praja Rajyam Party	19,720	20	19,740	
	4	Purem Buchi Raju	Independent	9,106	0	9,106	
	5	K. Vinayak	Independent	2,946	0	2,946	
	6	Ravula Srinivas Rao	Independent	1,802	4	1,806	
	7	Banothu Janbabu	Pyramid Party of India	1,651	0	1,651	
	8	Thati Venkateswarlu	Independent	994	0	994	
	9	Regula Veeraswamy	Communist Party of India (Marxist-Leninist)(Libera	968	0	968	
	10	Kanneboina Venkata Narasaiah	Independent	843	0	843	
			VALID VOTES	1,25,096	217	1,25,313	
		REJECTED VOTES			31	Total Electors	
		TOTAL VOTES POLLED			1,25,344	1,53,271	
		TENDERED VOTES			0		

Assembly Constituency No. & Name	Sl. No.	Candidate Name	Party	Votes Counted from EVM	Postal Votes	Total Votes Polled	Results
119 Bhadrachalam (ST)	1	Kunja Satyavathi	Indian National Congress	51,293	173	51,466	Declared Elected
	2	Sunnam Rajaiah	Communist Party of India (Marxist)	44,940	143	45,083	
	3	Gundu Sarath Babu	Praja Rajyam Party	28,199	46	28,245	
	4	Payam China Rama Rao	Independent	6,132	4	6,136	
	5	Soma Raju Parsika	Bharatiya Janata Party	3,573	1	3,574	
	6	Gote Dana Lakshmi	Bahujan Samaj Party	3,046	0	3,046	
	7	Karam Narasimharao	Independent	2,516	2	2,518	
	8	Puli Pitchaiah	Lok Satta Party	2,354	18	2,372	
	9	Etti Aswathi	Independent	1,468	0	1,468	
			VALID VOTES	1,43,521	387	1,43,908	
			REJECTED VOTES			160	Total Electors
		TOTAL VOTES POLLED			1,44,068	1,87,694	
		TENDERED VOTES			0		
120 Ichchapuram	1	Piriya Sairaj	Telugu Desam	45,202	75	45,277	Declared Elected
	2	Narthu Rama Rao	Indian National Congress	42,825	177	43,002	
	3	Narthu Seshagiri Rao	Praja Rajyam Party	39,140	116	39,256	
	4	Umamathi Badiya	Bahujan Samaj Party	5,221	1	5,222	
	5	Ramaraju Mahanthi	Pyramid Party of India	3,464	1	3,465	
			VALID VOTES	1,35,852	370	1,36,222	
			REJECTED VOTES			123	Total Electors
		TOTAL VOTES POLLED			1,36,345	1,86,252	
		TENDERED VOTES			2		
121 Palasa	1	Juttu Jagannaikulu	Indian National Congress	47,674	257	47,931	Declared Elected
	2	Gowthu Syamasundarasivaji	Telugu Desam	41,038	79	41,117	
	3	Vanka Nageswararao	Praja Rajyam Party	22,136	77	22,213	
	4	Pulari Krishna Yadav	Bharatiya Janata Party	2,046	1	2,047	
	5	Kancharana (Majji) Sudha Bala	Lok Satta Party	1,381	20	1,401	
	6	Gopi Sankar Kikkara	Independent	1,301	0	1,301	
	7	Maddela Rama Rao	Communist Party of India (Marxist-Leninist)(Liberation)	1,140	0	1,140	
	8	Kaddala Nageswara Rao	Bharateeya Sadharma Samsthapana Party	1,138	0	1,138	
			VALID VOTES	1,17,854	434	1,18,288	
			REJECTED VOTES			185	Total Electors
		TOTAL VOTES POLLED			1,18,473	1,60,605	
		TENDERED VOTES			0		
122 Tekkali	1	Revatipathi Korla	Indian National Congress	47,291	222	47,513	Declared Elected
	2	Atchannaidu Kinjarapu	Telugu Desam	45,461	159	45,620	
	3	Duvvada Srinivas	Praja Rajyam Party	36,276	276	36,552	
	4	Bobbili Suramma	Bharatiya Janata Party	2,615	1	2,616	
	5	Chandra Sekhara Patnaik	Lok Satta Party	2,199	17	2,216	
	6	Prakash Balaga	Independent	1,930	3	1,933	
			VALID VOTES	1,35,772	678	1,36,450	
		REJECTED VOTES			142	Total Electors	
		TOTAL VOTES POLLED			1,36,592	1,79,439	
		TENDERED VOTES			0		
123 Pathapatnam	1	Vijayaramaraju Satrucherla	Indian National Congress	58,512	424	58,936	Declared Elected
	2	Kalamata Venkataramana Murthy	Telugu Desam	37,978	168	38,146	
	3	Palavalasa Karunakar Rao	Praja Rajyam Party	20,175	164	20,339	
	4	Venkatarao Koppurouthu	Bharatiya Janata Party	2,696	2	2,698	
	5	Mugithi Srinivasa Rao	Bahujan Samaj Party	2,107	2	2,109	
	6	Gummayya Bommali	Independent	1,633	4	1,637	
	7	Pullamsetty Mohana Rao	Lok Satta Party	1,380	38	1,418	
	8	Madhu Babu Sasanapuri	Bharateeya Sadharma Samsthapana Party	758	0	758	
			VALID VOTES	1,25,239	802	1,26,041	
		REJECTED VOTES			72	Total Electors	
		TOTAL VOTES POLLED			1,26,113	1,72,467	
		TENDERED VOTES			0		
124 Srikakulam	1	Darmana Prasada Rao	Indian National Congress	55,987	470	56,457	Declared Elected
	2	Appala Suryanarayana Gunda	Telugu Desam	51,815	172	51,987	
	3	Kornu Nagarjun	Praja Rajyam Party	28,428	125	28,553	
	4	S.S.L.Murthy	Lok Satta Party	2,400	27	2,427	
	5	Balaga Balakrishna Murthy	Bahujan Samaj Party	1,638	0	1,638	
	6	Hari Hara Reddy Ganta	Bharatiya Janata Party	1,246	2	1,248	
	7	Naramsetti Seshagiri Rao	Pyramid Party of India	1,200	0	1,200	
	8	Balamani Ponnana	Independent	1,197	0	1,197	
	9	Jalagadugula Govinda Rao	Independent	672	1	673	
			VALID VOTES	1,44,583	797	1,45,380	
			REJECTED VOTES			208	Total Electors
		TOTAL VOTES POLLED			1,45,588	1,95,430	
		TENDERED VOTES			0		

Assembly Constituency No. & Name	Sl. No.	Candidate Name	Party	Votes Counted from EVM	Postal Votes	Total Votes Polled	Results
125 Amadalavalasa	1	Boddepalli Satyavathi	Indian National Congress	47,831	297	48,128	Declared Elected
	2	Tammineni Seetharam	Praja Rajyam Party	31,767	152	31,919	
	3	Kuna Ravi Kumar	Telugu Desam	29,322	109	29,431	
	4	Killi Srirama Murthy	Bharatiya Janata Party	3,261	1	3,262	
	5	Korada Shyam Sundar Rao	Independent	2,341	6	2,347	
	6	Annam Naidu Tammineni	Lok Satta Party	2,217	19	2,236	
	7	Dr.Bendi Narendra	Independent	1,526	0	1,526	
	8	Badana Srinivasa Rao Naidu	Independent	682	0	682	
			VALID VOTES	1,18,947	584	1,19,531	
			REJECTED VOTES			300	Total Electors
		TOTAL VOTES POLLED			1,19,831	1,59,912	
		TENDERED VOTES			0		
126 Etcherla	1	Meesala Neelakantam	Indian National Congress	59,077	288	59,365	Declared Elected
	2	Nayana Suryanarayana Reddi	Telugu Desam	44,331	19	44,350	
	3	Kalavenkatarao Kimidi	Praja Rajyam Party	29,937	20	29,957	
	4	Gorle Haribabunaidu	Independent	6,889	4	6,893	
	5	Appalanaidu Gurugubilli	Lok Satta Party	3,281	6	3,287	
	6	Paidi Venugopalam	Bharatiya Janata Party	3,036	1	3,037	
	7	Appararao Dabbada	Rashtriya Janata Dal	2,612	0	2,612	
	8	Gudivada Kuppayya	Bahujan Samaj Party	2,300	0	2,300	
			VALID VOTES	1,51,463	338	1,51,801	
			REJECTED VOTES			134	Total Electors
		TOTAL VOTES POLLED			1,51,935	1,87,968	
		TENDERED VOTES			0		
127 Narsannapeta	1	Dharmana Krishna Das	Indian National Congress	60,117	309	60,426	Declared Elected
	2	Baggu Lakshmana Rao	Telugu Desam	42,724	113	42,837	
	3	Dola Jagan	Praja Rajyam Party	25,114	166	25,280	
	4	Tulasi Rao Pedada	Bharatiya Janata Party	2,649	2	2,651	
	5	Matta Satish Chakravarthi	Pyramid Party of India	1,363	0	1,363	
	6	Rajakumar Duvvara	Bahujan Samaj Party	1,360	0	1,360	
	7	Telugu Nageswara Rao	Lok Satta Party	1,088	15	1,103	
	8	Menda Sanyasi Rao	Independent	1,068	0	1,068	
	9	Chandra Mouli Jallu	Independent	625	0	625	
			VALID VOTES	1,36,108	605	1,36,713	
		REJECTED VOTES			210	Total Electors	
		TOTAL VOTES POLLED			1,36,923	1,72,020	
		TENDERED VOTES			1		
128 Rajam (SC)	1	Kondru Murali Mohan	Indian National Congress	61,542	229	61,771	Declared Elected
	2	Kavali Prathibha Bharathi	Telugu Desam	34,558	80	34,638	
	3	Kambala Jogulu	Praja Rajyam Party	27,829	94	27,923	
	4	Paka Rajarao	Bharatiya Janata Party	4,233	1	4,234	
	5	Bosi Manmadharao	Independent	1,738	3	1,741	
	6	Adinarayana Dukka	Lok Satta Party	1,622	23	1,645	
	7	Bhupathi Apparao	Bahujan Samaj Party	1,271	0	1,271	
	8	Amruthakumari P. J.	Independent	1,173	0	1,173	
			VALID VOTES	1,33,966	430	1,34,396	
			REJECTED VOTES			149	Total Electors
		TOTAL VOTES POLLED			1,34,545	1,84,876	
		TENDERED VOTES			1		
129 Palakonda (ST)	1	Nimmaka Sugreevulu	Indian National Congress	45,787	122	45,909	Declared Elected
	2	Gopala Rao Nimmaka	Telugu Desam	29,721	38	29,759	
	3	Viswasarayi Kalavathi	Praja Rajyam Party	21,669	56	21,725	
	4	Vanjarapu Simhachalam	Independent	3,354	1	3,355	
	5	Nimmala Nibram	Independent	2,359	2	2,361	
	6	Chukka Venkatagowri	Lok Satta Party	1,878	13	1,891	
	7	Biddika Appanna	Bahujan Samaj Party	1,831	0	1,831	
	8	Lakki Biddiki	Bharatiya Janata Party	1,381	0	1,381	
			VALID VOTES	1,07,980	232	1,08,212	
			REJECTED VOTES			83	Total Electors
		TOTAL VOTES POLLED			1,08,295	1,55,264	
		TENDERED VOTES			0		
130 Kurupam (ST)	1	Janardhana Thotraj Veeravara Thodaramala	Indian National Congress	48,299	194	48,493	Declared Elected
	2	Nimmaka Jaya Raju	Praja Rajyam Party	33,242	198	33,440	
	3	Kolaka Laxmana Murthy	Communist Party of India (Marxist)	23,621	86	23,707	
	4	Nimmaka Vasudeva Rao	Independent	4,470	1	4,471	
	5	Puvvala Saraswathi	Bahujan Samaj Party	2,581	3	2,584	
	6	Kadraka Venkata Swamy	Independent	2,207	1	2,208	
	7	Arika Badama	Independent	2,138	1	2,139	
			VALID VOTES	1,16,558	484	1,17,042	
			REJECTED VOTES			62	Total Electors
			TOTAL VOTES POLLED			1,17,104	1,62,666
		TENDERED VOTES			2		

Assembly Constituency No. & Name	Sl. No.	Candidate Name	Party	Votes Counted from EVM	Postal Votes	Total Votes Polled	Results
131 Parvathipuram (SC)	1	Jayamani Savarapu	Indian National Congress	49,381	233	49,614	Declared Elected
	2	Bobbili Chiranjeevulu	Telugu Desam	46,545	351	46,896	
	3	Latha Rittapalli	Praja Rajyam Party	10,906	40	10,946	
	4	Gumpa Rama Rao	Bahujan Samaj Party	3,137	3	3,140	
	5	Patlasingu Ravi Kumar	Lok Satta Party	1,786	19	1,805	
	6	Guddeti Bapujee	Bharatiya Janata Party	1,746	0	1,746	
	7	Prakasam Satti	Independent	1,387	1	1,388	
	8	Velpula Vijay Kumar	Independent	1,141	0	1,141	
	9	Botcha Ananda Rao	Independent	629	0	629	
	10	Krishna Velagada	Independent	611	0	611	
	11	Papayya Kotipalli	Praja Shanthi Party	551	0	551	
	12	Nagabhushanam Gogulamudi	Independent	545	0	545	
	13	Bonela Mohan Das	Independent	528	0	528	
	14	Chintada Appala Swamy	Independent	416	0	416	
			VALID VOTES	1,19,309	647	1,19,956	
			REJECTED VOTES			97	Total Electors
		TOTAL VOTES POLLED			1,20,053	1,64,068	
		TENDERED VOTES			0		
132 Salur (ST)	1	Rajanna Dora Peedika	Indian National Congress	49,039	478	49,517	Declared Elected
	2	Gummididi Sandhya Rani	Telugu Desam	47,636	225	47,861	
	3	Hanumantha Rao T.V.	Praja Rajyam Party	13,415	64	13,479	
	4	Sadepu Ramanna Dora	Independent	3,095	1	3,096	
	5	P.B.Srinivas	Bharatiya Janata Party	3,080	5	3,085	
	6	Uooyaka Mutyalu	Independent	2,163	3	2,166	
	7	Rayala Sundara Rao	Independent	1,745	1	1,746	
			VALID VOTES	1,20,173	777	1,20,950	
			REJECTED VOTES			52	Total Electors
			TOTAL VOTES POLLED			1,21,002	1,69,079
		TENDERED VOTES			0		
133 Bobbili	1	Venkata Sujay Krishna Ranga Rao Ravu	Indian National Congress	75,058	639	75,697	Declared Elected
	2	Thentu Lakshmunaidu	Telugu Desam	51,103	422	51,525	
	3	Venkataramana Merupula	Praja Rajyam Party	15,042	73	15,115	
	4	Arji Siva Prasad	Bahujan Samaj Party	4,409	0	4,409	
	5	Botcha Venkata Naidu	Bharatiya Janata Party	1,922	8	1,930	
	6	Shashi Panigrahi	Independent	1,714	0	1,714	
	7	Appalanaidu Chappa	Bharateeya Sadharma Samsthapana Party	1,492	0	1,492	
	8	Saraswathi Penki	Lok Satta Party	1,025	19	1,044	
	9	Dakaju Satyaji	Praja Shanthi Party	713	0	713	
	10	Botsa Ramulu	Independent	426	0	426	
			VALID VOTES	1,52,904	1161	1,54,065	
			REJECTED VOTES			85	Total Electors
			TOTAL VOTES POLLED			1,54,150	2,02,043
		TENDERED VOTES			0		
134 Cheepurupalle	1	Botcha Satyanarayana	Indian National Congress	60,327	350	60,677	Declared Elected
	2	Gadde Baburao	Telugu Desam	54,580	155	54,735	
	3	Sunitha Routhu	Praja Rajyam Party	16,323	95	16,418	
	4	Sri Saketi Mohan Rao	Bharatiya Janata Party	2,837	0	2,837	
	5	Peethala Murali Mohanrao	Independent	2,548	0	2,548	
	6	Reddy Lakashmu Naidu	Lok Satta Party	1,592	38	1,630	
	7	Byreddy Appala Naidu	Bahujan Samaj Party	1,511	1	1,512	
	8	Pendurthi Venkatarao	Rashtriya Janata Dal	1,305	0	1,305	
	9	Maredibilli Ramakrishna	Bharateeya Sadharma Samsthapana Party	619	0	619	
			VALID VOTES	1,41,642	639	1,42,281	
			REJECTED VOTES			4	Total Electors
			TOTAL VOTES POLLED			1,42,285	1,78,142
		TENDERED VOTES			6		
135 Gajapathinagaram	1	Appala Narasaiah Botsa	Indian National Congress	66,431	239	66,670	Declared Elected
	2	Aruna Padala	Telugu Desam	38,940	56	38,996	
	3	Kadubandi Srinivasa Rao	Praja Rajyam Party	35,297	240	35,537	
	4	V.V.Gopala Raju P	Bharatiya Janata Party	2,745	4	2,749	
	5	D.Eswara Rao	Lok Satta Party	2,039	9	2,048	
	6	Mathaji Tyagamayananda	Pyramid Party of India	1,863	0	1,863	
	7	Bonga Bhanu Murthy	Bahujan Samaj Party	1,482	0	1,482	
	8	Gottimukkula Suryanarayana Raju	Bharateeya Sadharma Samsthapana Party	1,120	0	1,120	
			VALID VOTES	1,49,917	548	1,50,465	
			REJECTED VOTES			50	Total Electors
		TOTAL VOTES POLLED			1,50,515	1,79,737	
		TENDERED VOTES			4		

Assembly Constituency No. & Name	Sl. No.	Candidate Name	Party	Votes Counted from EVM	Postal Votes	Total Votes Polled	Results
136 Neelimarla	1	Appalanaidu Baddukonda	Indian National Congress	48,051	104	48,155	Declared Elected
	2	Narayanaswamy Naidu Pathivada	Telugu Desam	47,415	143	47,558	
	3	Kandula Raghuram	Praja Rajyam Party	39,881	156	40,037	
	4	Karakavalasa Naga Mohana Krishna Rao	Bharatiya Janata Party	2,519	4	2,523	
	5	Tallapudi Satyanarayana	Bahujan Samaj Party	2,243	2	2,245	
	6	D.V.Krishnareddy	Pyramid Party of India	2,152	0	2,152	
	7	Lankalapalli Rambabu	Independent	1,309	0	1,309	
	8	Padmavathi Rayi	Lok Satta Party	1,273	17	1,290	
	9	Gedala Satyam	Independent	958	0	958	
	10	G.V. Ramanarao	Independent	818	2	820	
	11	Katakamsetti Venkateswara Rao	Independent	678	0	678	
			VALID VOTES	1,47,297	428	1,47,725	
			REJECTED VOTES			19	Total Electors
			TOTAL VOTES POLLED			1,47,744	1,76,484
		TENDERED VOTES			1		
137 Vizianagaram	1	Ashok Gajapathi Raju Pusapati	Telugu Desam	52,714	176	52,890	Declared Elected
	2	Kolagatla Veerabhadra Swamy	Indian National Congress	49,343	265	49,608	
	3	Geetha Meesala	Praja Rajyam Party	28,260	81	28,341	
	4	Apparao Babji Bhesetty	Lok Satta Party	3,358	66	3,424	
	5	Kaluri Venkata Naga Ranga Prasad	Bharatiya Janata Party	1,073	1	1,074	
	6	Mandala Srinivasa Rao	Rashtriya Janata Dal	872	0	872	
	7	Pydiraju Mylapalli	Bharateeya Sadharma Samsthapana Party	767	1	768	
	8	Somu Rambabu	Bahujan Samaj Party	576	1	577	
	9	Gopi Pilla	Praja Shanthi Party	511	1	512	
	10	Jain Lun Karan	Pyramid Party of India	477	0	477	
			VALID VOTES	1,37,951	592	1,38,543	
			REJECTED VOTES			56	Total Electors
			TOTAL VOTES POLLED			1,38,599	2,13,988
			TENDERED VOTES			0	
138 Srungavarapukota	1	Kolla Lalitha Kumari	Telugu Desam	39,957	185	40,142	Declared Elected
	2	Allu Kesava Venkata Joginaidu	Indian National Congress	36,562	140	36,702	
	3	Raghu Raju Indukuri	Independent	31,098	150	31,248	
	4	Valluri Jayaprakash Babu	Independent	20,246	38	20,284	
	5	Gorle Maheswararao	Praja Rajyam Party	19,277	53	19,330	
	6	Satyanarayana Gogada	Lok Satta Party	1,923	13	1,936	
	7	Gandreti Apparao	Pyramid Party of India	1,822	0	1,822	
	8	Krishana Satyanarayana Imandi	Bharatiya Janata Party	1,593	5	1,598	
	9	Imandi Venkata Kurmarao	Bahujan Samaj Party	1,448	2	1,450	
	10	Vijayalakshmi Gorle	Independent	1,384	11	1,395	
	11	Eswararao Potnuru	Independent	900	0	900	
	12	Srinivasarao Putta	Bharateeya Sadharma Samsthapana Party	530	0	530	
			VALID VOTES	1,56,740	597	1,57,337	
			REJECTED VOTES			11	Total Electors
		TOTAL VOTES POLLED			1,57,348	1,90,097	
		TENDERED VOTES			6		
139 Bimili	1	Muttamsetti Srinivasa Rao (Avanti Srinu)	Praja Rajyam Party	52,057	73	52,130	Declared Elected
	2	Anjaneyaraju N.R.	Telugu Desam	45,751	69	45,820	
	3	P.Uma Rani	Indian National Congress	41,000	219	41,219	
	4	Korada Raja babu	Independent	22,866	87	22,953	
	5	Saripalli Atchutha Ram Mohan	Lok Satta Party	5,166	36	5,202	
	6	Dungi Lakshmi	Pyramid Party of India	2,499	0	2,499	
	7	Barla Appala Padmakar Yadav	Bharatiya Janata Party	2,238	2	2,240	
	8	Y. Venkata Appalanaidu Bali	Independent	2,091	0	2,091	
	9	Sontyana Rambabu	Bahujan Samaj Party	1,265	3	1,268	
	10	B. Bala Subrahmanyam	Independent	931	0	931	
			VALID VOTES	1,75,864	489	1,76,353	
			REJECTED VOTES			418	Total Electors
		TOTAL VOTES POLLED			1,76,771	2,23,150	
		TENDERED VOTES			3		

Assembly Constituency No. & Name	Sl. No.	Candidate Name	Party	Votes Counted from EVM	Postal Votes	Total Votes Polled	Results	
140 Visakhapatnam East	1	Ramakrishna Babu Velagapudi	Telugu Desam	43,971	262	44,233	Declared Elected	
	2	Chennuboina Srinivasa Rao (Vamshi Krishna)	Praja Rajyam Party	40,058	144	40,202		
	3	Appa Rao Vurukuti	Indian National Congress	37,599	499	38,098		
	4	Jhansi Lakshmi Ravala	Lok Satta Party	10,022	133	10,155		
	5	K. Rajakumari	Bharatiya Janata Party	2,218	19	2,237		
	6	Erramilli Hymavathi	Pyramid Party of India	760	2	762		
	7	Emandi Vittal Raj	Bahujan Samaj Party	624	8	632		
	8	Suri Parvathi Gupta	Independent	468	0	468		
	9	Kona Venkata Laksmi (Yadav)	Independent	387	1	388		
	10	Kancharla Atchutha Rao	Independent	317	0	317		
	11	Avasaraala Bhagavanulu	Independent	168	1	169		
	12	Satyanarayana Patro	Independent	158	0	158		
	13	Dukka Murali Krishnareddy	Independent	144	1	145		
	14	Pusarla Venkataratnam	Independent	140	0	140		
			VALID VOTES	1,37,034	1070	1,38,104		
			REJECTED VOTES			19	Total Electors	
		TOTAL VOTES POLLED			1,38,123	2,02,447		
		TENDERED VOTES			0			
141 Visakhapatnam South	1	Dronamraju Srinivasa Rao	Indian National Congress	45,783	188	45,971	Declared Elected	
	2	Kola Guruvulu	Praja Rajyam Party	45,597	33	45,630		
	3	Ganesh Kumar Vasupalli	Telugu Desam	24,065	143	24,208		
	4	Jerripothula Sailaja	Lok Satta Party	7,888	34	7,922		
	5	Challa Maha Lakshmi	Bharatiya Janata Party	2,128	2	2,130		
	6	Mangalgiri Srinu	Bahujan Samaj Party	927	0	927		
	7	Angati Appa Rao	Rashtriya Janata Dal	539	0	539		
	8	Dr. Sunil Kumar.B	Independent	488	0	488		
	9	Koppula Kanaka Raju	Trilinga Praja Pragati Party	448	0	448		
	10	Durgaprasad Guntu	Independent	441	0	441		
	11	Padi Krishna	Independent	203	0	203		
			VALID VOTES	1,28,507	400	1,28,907		
			REJECTED VOTES			5	Total Electors	
		TOTAL VOTES POLLED			1,28,912	1,74,577		
		TENDERED VOTES			6			
142 Visakhapatnam North	1	Vijaya Kumar Thynala	Indian National Congress	49,097	247	49,344	Declared Elected	
	2	Dr. Shirin Rahman Shaik	Praja Rajyam Party	43,766	55	43,821		
	3	Bharanikana Jaya	Telugu Desam	26,907	83	26,990		
	4	Srinivas Mahesh	Independent	7,736	20	7,756		
	5	Isukapalli Rama Krishna Raju (Sree Devi Raju)	Independent	5,591	18	5,609		
	6	P.V.N.Madhav	Bharatiya Janata Party	4,275	24	4,299		
	7	Tadi Manohar Kumar	Independent	851	0	851		
	8	Narem Venkata Rao	Rashtriya Janata Dal	783	0	783		
	9	Rajamundry Kameswari	Independent	665	2	667		
	10	Sanapala M.M.M.Krishna	Independent	645	2	647		
	11	Banna Ramesh	Dalita Bahujana Party	638	0	638		
	12	Satyavathi Boddeti	Pyramid Party of India	542	0	542		
	13	Anitha Vittanala	Bahujan Samaj Party	485	1	486		
	14	Kona Srinu	Independent	210	0	210		
			VALID VOTES	1,42,191	452	1,42,643		
		REJECTED VOTES			388	Total Electors		
		TOTAL VOTES POLLED			1,43,031	2,10,362		
		TENDERED VOTES			9			
143 Visakhapatnam West	1	Vijaya Prasad Malla	Indian National Congress	44,582	436	45,018	Declared Elected	
	2	Gana Venkata Reddi Naidu Petakamsetti (Ganababu)	Praja Rajyam Party	40,728	146	40,874		
	3	Gudivada Nagamani	Telugu Desam	17,656	119	17,775		
	4	Govardhan Reddi Avula	Lok Satta Party	5,502	91	5,593		
	5	Polimera Srinivasarao	Bharatiya Janata Party	2,719	11	2,730		
	6	Kintada Rajashekar	Trilinga Praja Pragati Party	746	1	747		
	7	Sudha Rajendra Prabhu	Independent	694	3	697		
	8	K. Koteswararao	Rashtriya Janata Dal	594	0	594		
	9	Apparao Golagana	Independent	556	2	558		
	10	Naga Krishna Murty Mokarala	Bahujan Samaj Party	485	2	487		
	11	Ramesh Pampana	Pyramid Party of India	365	1	366		
	12	Vijay Kumar Galinkala	Independent	214	1	215		
	13	B.V. Ramanarao	Independent	209	0	209		
	14	Mamidi Rama Krishna	Independent	134	0	134		
			VALID VOTES	1,15,184	813	1,15,997		
		REJECTED VOTES			123	Total Electors		
		TOTAL VOTES POLLED			1,16,120	1,65,948		
		TENDERED VOTES			0			

Assembly Constituency No. & Name	Sl. No.	Candidate Name	Party	Votes Counted from EVM	Postal Votes	Total Votes Polled	Results
144 Gajuwaka	1	Chinthalapudi Venkataramaiah	Praja Rajyam Party	50,851	143	50,994	Declared Elected
	2	Nagi Reddy Tippala	Independent	32,921	166	33,087	
	3	Gurumurthi Reddy Tippala	Indian National Congress	29,283	264	29,547	
	4	Chandada Narasinga Rao	Communist Party of India (Marxist)	24,194	177	24,371	
	5	Ananda Beeharilal Gottimukkala (Murari Parlour Raju)	Lok Satta Party	8,852	107	8,959	
	6	G.Sasidharan Pillai	Bharatiya Janata Party	1,709	10	1,719	
	7	Gurunaidu Mudadla	Independent	1,617	1	1,618	
	8	Kakara Ramana	Trilinga Praja Pragati Party	1,044	8	1,052	
	9	Nandamuri Bhagya Lakshmi	Pyramid Party of India	947	3	950	
	10	Cheekatla Prasad Gandhi	Bahujan Samaj Party	800	6	806	
	11	Ashok Vardhan	Independent	491	2	493	
			VALID VOTES	1,52,709	887	1,53,596	
			REJECTED VOTES			178	Total Electors
		TOTAL VOTES POLLED			1,53,774	2,20,901	
		TENDERED VOTES			11		
145 Chodavaram	1	Kalidindi Surya Naga Sanyasi Raju	Telugu Desam	55,350	291	55,641	Declared Elected
	2	Karanam Dharmasri	Indian National Congress	53,911	345	54,256	
	3	Pinapolu Venkateswarlu	Praja Rajyam Party	35,035	150	35,185	
	4	Koneti Sathya Rao	Independent	2,361	1	2,362	
	5	Gullipalli Narayanamurthy	Lok Satta Party	1,694	18	1,712	
	6	Rani Kalyana laxmi	Pyramid Party of India	1,652	0	1,652	
	7	Someswara Naidu Vissarapu	Bharatiya Janata Party	1,266	4	1,270	
	8	Nandikolla Muthyala Rao	Bahujan Samaj Party	1,217	4	1,221	
	9	Kamireddi Pathru Naidu	Independent	695	0	695	
			VALID VOTES	1,53,181	813	1,53,994	
			REJECTED VOTES			60	Total Electors
			TOTAL VOTES POLLED			1,54,054	1,89,776
			TENDERED VOTES			0	
146 Madugula	1	Gavireddi Rama Naidu	Telugu Desam	52,567	195	52,762	Declared Elected
	2	Avugadda Rama Murthy Naidu	Indian National Congress	45,696	239	45,935	
	3	Pyla Prasada Rao	Praja Rajyam Party	31,944	107	32,051	
	4	V.G.V.R.Murthy	Bahujan Samaj Party	1,711	4	1,715	
	5	Betala Kejja Rani	Independent	1,634	0	1,634	
	6	Appa Rao Allu	Independent	1,539	0	1,539	
	7	Chiruvuri Sivaji Raju	Bharatiya Janata Party	1,427	4	1,431	
	8	Perayya Vanthangi	Communist Party of India (Marxist-Leninist)(Libera	1,144	0	1,144	
	9	Appana Kondala Rao	Rashtriya Janata Dal	1,012	1	1,013	
			VALID VOTES	1,38,674	550	1,39,224	
			REJECTED VOTES			153	Total Electors
			TOTAL VOTES POLLED			1,39,377	1,70,487
			TENDERED VOTES			0	
147 Araku Valley (ST)	1	Siveri Soma	Telugu Desam	34,766	193	34,959	Declared Elected
	2	Vanjangi Kanthamma	Indian National Congress	34,148	409	34,557	
	3	Gangadhara Swamy Setti	Independent	18,780	385	19,165	
	4	Pangi Raja Rao	Bahujan Samaj Party	13,211	91	13,302	
	5	Mandi Jayavathi	Praja Rajyam Party	8,070	31	8,101	
	6	Raghunadh Samardi	Bharatiya Janata Party	3,903	17	3,920	
	7	Baka Manikyamma	Lok Satta Party	3,450	14	3,464	
	8	Kumbha Ravibabu	Independent	2,902	14	2,916	
			VALID VOTES	1,19,230	1154	1,20,384	
			REJECTED VOTES			75	Total Electors
			TOTAL VOTES POLLED			1,20,459	1,96,861
			TENDERED VOTES			0	
	148 Paderu (ST)	1	Pasupuleti Balaraju	Indian National Congress	35,313	340	35,653
2		Goddeti Demudu	Communist Party of India	34,908	158	35,066	
3		Tamarbha Krishnaveni	Praja Rajyam Party	16,778	116	16,894	
4		Sageni Venkataramana	Independent	5,963	15	5,978	
5		Balayya Padal Bonangi	Bharatiya Janata Party	3,848	1	3,849	
6		Lake Rajarao	Bahujan Samaj Party	3,783	4	3,787	
7		Madela Balanna Dora	Lok Satta Party	2,658	12	2,670	
8		Duddu Laxmoji	Rashtriya Janata Dal	2,650	5	2,655	
9		Apparao Kinjedi	Independent	1,759	1	1,760	
10		Kannababu Kokkula	Independent	1,723	5	1,728	
			VALID VOTES	1,09,383	657	1,10,040	
			REJECTED VOTES			257	Total Electors
			TOTAL VOTES POLLED			1,10,297	1,95,431
		TENDERED VOTES			0		

Assembly Constituency No. & Name	Sl. No.	Candidate Name	Party	Votes Counted from EVM	Postal Votes	Total Votes Polled	Results
149 Anakapalle	1	Ganta Srinivasa Rao	Praja Rajyam Party	58,425	143	58,568	Declared Elected
	2	Konathala Ramakrishna	Indian National Congress	47,226	476	47,702	
	3	Dadi Veerabhadrao	Telugu Desam	28,460	68	28,528	
	4	Garimella Narayana	Lok Satta Party	2,505	39	2,544	
	5	Nanda Gopal Gandham	Independent	1,384	0	1,384	
	6	Pulamarasetty Venkata Ramana	Pyramid Party of India	1,336	0	1,336	
	7	Illa Rama Gangadhara Rao	Bahujan Samaj Party	989	2	991	
	8	Vajrapu Maheswara Rao	Independent	843	0	843	
	9	Apparao Dommese	Republican Party of India	624	1	625	
	10	Kodigudla Eswarao	Independent	416	0	416	
	11	Genji Srinivasa Rao	Independent	343	0	343	
	12	Vedulla Kanaka Rao	Bharateeya Sadharma Samsthapana Party	308	0	308	
			VALID VOTES	1,42,859	729	1,43,588	
			REJECTED VOTES			204	Total Electors
		TOTAL VOTES POLLED			1,43,792	1,82,820	
		TENDERED VOTES			3		
150 Pendurthi	1	Panchakarla Ramesh Babu	Praja Rajyam Party	51,544	156	51,700	Declared Elected
	2	Gandi Babji	Indian National Congress	48,006	422	48,428	
	3	Bandaru Satyanarayana Murthy	Telugu Desam	43,265	196	43,461	
	4	Basava Venkata Satyanarayana Murthy	Lok Satta Party	5,187	116	5,303	
	5	Korubilli Rama Rao	Pyramid Party of India	2,000	2	2,002	
	6	Gandi Suryanarayana	Rashtriya Janata Dal	1,430	4	1,434	
	7	Bandaru Sanyasi Naidu	Bharatiya Janata Party	1,396	8	1,404	
	8	Vanguri Ganeswara Rao	Bahujan Samaj Party	1,046	2	1,048	
	9	Indugubilli Krupanandaro	Trilinga Praja Pragati Party	967	5	972	
	10	Molleti Kanaka Rao	Independent	943	0	943	
			VALID VOTES	1,55,784	911	1,56,695	
			REJECTED VOTES			9	Total Electors
			TOTAL VOTES POLLED			1,56,704	2,07,579
			TENDERED VOTES			4	
151 Yelamanchili	1	Uppalapati Venkata Ramanamurthy Raju (Kannababu)	Indian National Congress	53,747	213	53,960	Declared Elected
	2	Gonthina Venkata Nageswara Rao	Praja Rajyam Party	43,751	119	43,870	
	3	Lalam Bhaskara Rao	Telugu Desam	39,463	62	39,525	
	4	Kundururu Govindhu	Trilinga Praja Pragati Party	2,436	0	2,436	
	5	Kandipalli Vara Lakshmi	Bahujan Samaj Party	1,464	1	1,465	
	6	Vegi Someswara Rao	Bharatiya Janata Party	1,416	0	1,416	
	7	Yallapu Bheema Venkateswara Rao	Rashtriya Janata Dal	1,261	0	1,261	
	8	Chandra Sekhar Rao Rayavarapu	Independent	1,059	1	1,060	
	9	Sarisa Leela Prasanna Kumari	Pyramid Party of India	780	0	780	
			VALID VOTES	1,45,377	396	1,45,773	
			REJECTED VOTES			198	Total Electors
			TOTAL VOTES POLLED			1,45,971	1,74,408
			TENDERED VOTES			4	
	152 Payakaraopet (SC)	1	Golla Baburao	Indian National Congress	50,324	374	50,698
2		Chengala Venkatarao	Telugu Desam	49,927	115	50,042	
3		Gurindapalli Dhanaraju	Praja Rajyam Party	49,105	159	49,264	
4		Pilli Balaramudu	Lok Satta Party	1,728	30	1,758	
5		Suribabu Jekkala	Independent	1,402	0	1,402	
6		Busiraju Dulam	Bharatiya Janata Party	1,356	3	1,359	
7		Baviriseti Manikyalarao	Bahujan Samaj Party	1,292	1	1,293	
8		Vadlamuri Krishna Swaroop	Dalita Bahujana Party	786	0	786	
9		Paka Satyanarayana	Independent	666	0	666	
10		Patchineela Maridiyya	Independent	622	0	622	
			VALID VOTES	1,57,208	682	1,57,890	
			REJECTED VOTES			36	Total Electors
			TOTAL VOTES POLLED			1,57,926	2,10,818
			TENDERED VOTES			4	
153 Narsipatnam	1	Bolem Muthyala Papa	Indian National Congress	65,066	399	65,465	Declared Elected
	2	Ayyannapatru Chintakayala	Telugu Desam	56,878	300	57,178	
	3	Ruttala Yerrapatru	Praja Rajyam Party	18,897	20	18,917	
	4	Maddu Ramakrishna Raju	Bharatiya Janata Party	3,152	0	3,152	
	5	Karaka Narasimha Murthy	Bahujan Samaj Party	2,212	0	2,212	
	6	Gorsa Venkata Surya Narayana	Independent	1,559	0	1,559	
	7	Chiranjeevi Rao Tavva	Independent	1,522	0	1,522	
	8	Surla Naga Venkata Suryanarayana	Lok Satta Party	1,378	18	1,396	
			VALID VOTES	1,50,664	737	1,51,401	
			REJECTED VOTES			91	Total Electors
			TOTAL VOTES POLLED			1,51,492	1,95,807
		TENDERED VOTES			4		

Assembly Constituency No. & Name	Sl. No.	Candidate Name	Party	Votes Counted from EVM	Postal Votes	Total Votes Polled	Results
154 Tuni	1	Venkata Krishnam Raju Sri Rajah Vatsavayi	Indian National Congress	55,047	339	55,386	Declared Elected
	2	Yanamala Ramakrishnudu	Telugu Desam	46,751	125	46,876	
	3	Rongali Lakshmi	Praja Rajyam Party	29,957	122	30,079	
	4	Rongala Lakshmi	Independent	2,026	3	2,029	
	5	Puli Srinivasa Rao	Bahujan Samaj Party	1,554	4	1,558	
	6	Pammi Lakshmanacharyulu	Lok Satta Party	1,413	15	1,428	
	7	Kanaparthi Sreenivasa Naidu	Bharatiya Janata Party	1,422	5	1,427	
	8	Satti Veera Lakshmi	Pyramid Party of India	860	0	860	
	9	Sivakoti Prakasa Rao	Praja Bharath Party	746	0	746	
	10	Batchatla Viplava Kumar	Communist Party of India (Marxist-Leninist)(Libera	590	0	590	
	11	Pedapudi Gavarayya	Trilinga Praja Pragati Party	437	0	437	
			VALID VOTES	1,40,803	613	1,41,416	
			REJECTED VOTES			55	Total Electors
			TOTAL VOTES POLLED			1,41,471	1,79,952
		TENDERED VOTES			0		
155 Prathipadu	1	Parvatha Sri Satyanarayana Murthy	Telugu Desam	46,819	106	46,925	Declared Elected
	2	Varupula Subbarao	Indian National Congress	43,407	232	43,639	
	3	Thota Venkata Swamy Naidu @ Naveen	Praja Rajyam Party	30,454	90	30,544	
	4	Arjuna Rao Yegupati	Communist Party of India (Marxist-Leninist)(Libera	1,793	0	1,793	
	5	Thota Venkata Ramana	Bharatiya Janata Party	1,681	3	1,684	
	6	Sampathai Apparao	Independent	1,165	0	1,165	
	7	Pilla Bulli Maliyya	Bharateeya Sadharma Samsthapana Party	1,056	0	1,056	
	8	Neelam Veera Venkata Satyanarayana	Lok Satta Party	1,026	15	1,041	
	9	Veera Pratap Allu	Independent	1,035	0	1,035	
	10	Golla Sekhar Babu	Independent	905	0	905	
	11	Anee Supreethi Dommeti	Bahujan Samaj Party	816	0	816	
	12	Veera Babu Gullinkala	Independent	606	0	606	
	13	Sunkara Venkateswara Rao	Rashtriya Krantikari Samajwadi Party	520	0	520	
	14	Bodapati Ramarao	Republican Party of India (A)	416	1	417	
	15	Chintala Mary Subashini	Trilinga Praja Pragati Party	399	2	401	
	16	Dulla Veerraju	Independent	304	0	304	
			VALID VOTES	1,32,402	449	1,32,851	
			REJECTED VOTES			129	Total Electors
			TOTAL VOTES POLLED			1,32,980	1,76,992
		TENDERED VOTES			2		
156 Pithapuram	1	Vanga Geetha Viswanadh	Praja Rajyam Party	46,525	98	46,623	Declared Elected
	2	Verma S.V.S.N	Telugu Desam	45,394	193	45,587	
	3	Mudragada Padmanabham	Indian National Congress	43,231	200	43,431	
	4	Sundara Ratnakar Rokkalam	Independent	3,370	4	3,374	
	5	Badam Madhava Rao	Lok Satta Party	2,440	44	2,484	
	6	Burri Venkata Vijaya Bhaskara Muralidhararao	Bharatiya Janata Party	1,447	7	1,454	
	7	Sunil Pallela	Pyramid Party of India	1,383	0	1,383	
	8	Duthurthi Namonarayana	Independent	1,187	0	1,187	
	9	Palivela Mularamu	Trilinga Praja Pragati Party	1,143	4	1,147	
	10	Sannapu Kishore Kumar	Bahujan Samaj Party	1,069	6	1,075	
	11	Kethineedi Satish Babu	Independent	581	0	581	
	12	Pilla Chandram	Communist Party of India (Marxist-Leninist)(Libera	484	0	484	
	13	Katakam Venkata Chakradhara Rao	Independent	385	0	385	
	14	Kesanakurthi Venkata Subrahmanyam	Independent	284	0	284	
			VALID VOTES	1,48,923	556	1,49,479	
			REJECTED VOTES			92	Total Electors
			TOTAL VOTES POLLED			1,49,571	1,90,919
			TENDERED VOTES			0	

Assembly Constituency No. & Name	Sl. No.	Candidate Name	Party	Votes Counted from EVM	Postal Votes	Total Votes Polled	Results
157 Kakinada Rural	1	Kurasala Kannababu	Praja Rajyam Party	53,397	97	53,494	Declared Elected
	2	Venkateswara Rao Nulukurthi	Indian National Congress	45,221	236	45,457	
	3	Satyanarayana Murty Pilli	Telugu Desam	28,602	89	28,691	
	4	Y.D.Rama Rao	Lok Satta Party	5,545	56	5,601	
	5	Kondamuri Satyanarayana	Independent	1,139	1	1,140	
	6	Apparao Tatapudi	Independent	912	0	912	
	7	Reddy Narayana Swamy (Gopi)	Independent	904	0	904	
	8	Kalyan Kumar.G.G	Bharatiya Janata Party	835	1	836	
	9	Penke Venkateswararao	Rajadhikara Party	690	0	690	
	10	D.Kali	Bahujan Samaj Party	659	3	662	
	11	Maddula Appa Rao	Independent	503	0	503	
	12	Tekumudi Chinnarajulu	Communist Party of India (Marxist-Leninist)(Libera	380	0	380	
	13	Madipalli Nookaraju	Independent	292	1	293	
	14	Chakka Vijayalaxmi	Independent	292	0	292	
			VALID VOTES	1,39,371	484	1,39,855	
		REJECTED VOTES			501	Total Electors	
		TOTAL VOTES POLLED			1,40,356	1,85,638	
		TENDERED VOTES			4		
158 Peddapuram	1	Pantam Gandhi Mohan	Praja Rajyam Party	46,075	136	46,211	Declared Elected
	2	Boddu Bhaskara Ramarao	Telugu Desam	42,997	158	43,155	
	3	Gopala Krishna Thota	Indian National Congress	36,161	358	36,519	
	4	Karanam Venkateswara Rao	Lok Satta Party	2,090	70	2,160	
	5	Venkata Ramana Marari	Independent	1,724	0	1,724	
	6	Yarlagadda Venkata Ram Kumar	Bharatiya Janata Party	1,186	2	1,188	
	7	Penumaka Ezra	Bahujan Samaj Party	1,122	2	1,124	
	8	Pydimalla Ramakrishana	Independent	920	0	920	
	9	Varaprasad Puvvula	Pyramid Party of India	883	2	885	
	10	Shaik Satyavathi	Trilinga Praja Pragati Party	496	6	502	
	11	Makireddi Bhaskara Ganesh Babu	Independent	424	0	424	
	12	Ake Suryanarayana (Surya Bharat)	Independent	252	0	252	
	13	Gubbala Veera Raghava	Independent	180	0	180	
			VALID VOTES	1,34,510	734	1,35,244	
			REJECTED VOTES			112	Total Electors
		TOTAL VOTES POLLED			1,35,356	1,80,281	
		TENDERED VOTES			0		
159 Anaparthi	1	Nallamilli Sheshareddy	Indian National Congress	70,274	349	70,623	Declared Elected
	2	Gollalamamidada D.R.K.Reddy	Praja Rajyam Party	34,673	76	34,749	
	3	Moola Reddy Nallamilli	Telugu Desam	33,441	59	33,500	
	4	Padala Venkata Ramareddy (Ramu)	Independent	5,956	33	5,989	
	5	Jyothireddy Nallamilli	Bharatiya Janata Party	3,047	1	3,048	
	6	Karri Ramareddy	Lok Satta Party	1,741	37	1,778	
	7	Pinipe Venkata Rama Krishna	Bahujan Samaj Party	1,194	0	1,194	
	8	Padala Venkatramareddy	Independent	841	1	842	
	9	Padala Sunitha	Independent	777	0	777	
	10	R.V.S.B.V.P.Rajareddy Manda	Independent	744	0	744	
	11	Namala Satyanarayana	Rajadhikara Party	676	0	676	
	12	Relangi Nageswara Rao	Independent	529	1	530	
	13	Devadanareddy Sathi	Independent	415	0	415	
	14	Paidimalla Swamy	Trilinga Praja Pragati Party	309	4	313	
	15	Veera Venkat Prabhakara Gandhi Tondapu	Independent	294	0	294	
	16	Gundapu Yesu	Independent	224	1	225	
	17	D.R.K.Reddy	Rashtriya Krantikari Samajwadi Party	185	1	186	
	18	N. Janardhana Reddy	Independent	183	0	183	
	19	Anantha Satyanarayana Reddy Mallidi	Independent	163	0	163	
	20	Karri Vijaya Kanakadurga Lakshmi	Independent	157	0	157	
			VALID VOTES	1,55,823	563	1,56,386	
		REJECTED VOTES			83	Total Electors	
		TOTAL VOTES POLLED			1,56,469	1,81,683	
		TENDERED VOTES			2		

Assembly Constituency No. & Name	Sl. No.	Candidate Name	Party	Votes Counted from EVM	Postal Votes	Total Votes Polled	Results
160 Kakinada City	1	Dwarmapudi Chandra Sekhara Reddy	Indian National Congress	44,211	395	44,606	Declared Elected
	2	Bandana Harri	Praja Rajyam Party	35,228	99	35,327	
	3	Vanamadi Venkateswararao (Kondababu)	Telugu Desam	25,570	66	25,636	
	4	Kanchusthambam Satyaprasadu	Lok Satta Party	5,729	63	5,792	
	5	Mootha Gopalakrishna	Independent	4,294	16	4,310	
	6	Venkata Saibaba Nallabilli	Bharatiya Janata Party	859	5	864	
	7	Hari.B	Independent	859	0	859	
	8	D.Umamaheswara Rao(Mahesh)	Independent	443	0	443	
	9	B.V.Ramana	Rajyadhikara Party	407	0	407	
	10	Kasani Srinivasarao	Bahujan Samaj Party	373	2	375	
	11	Mudugu Trinadh	Independent	345	0	345	
	12	Kakara Kumari	Communist Party of India (Marxist-Leninist)(Libera	179	0	179	
	13	Matha Gopala Krishna	Independent	174	1	175	
	14	Satti Babu Koppadi	Independent	175	0	175	
	15	Kondamuri Satyanarayana	Independent	99	1	100	
	16	Gopala Krishna	Independent	71	0	71	
			VALID VOTES	1,19,016	648	1,19,664	
		REJECTED VOTES			521	Total Electors	
		TOTAL VOTES POLLED			1,20,185	1,64,965	
		TENDERED VOTES			0		
161 Ramachandrapuram	1	Bose Pilli	Indian National Congress	56,387	202	56,589	Declared Elected
	2	Thota Trimurthulu	Praja Rajyam Party	52,412	146	52,558	
	3	Guttula C Suryanarayana Babu	Telugu Desam	23,204	48	23,252	
	4	Devarapalli Rama Krishna	Lok Satta Party	1,632	29	1,661	
	5	Marre Babji	Bahujan Samaj Party	1,638	3	1,641	
	6	Sade Babuprasad	Independent	1,341	0	1,341	
	7	Neduri China Babu Madiga	Trilinga Praja Pragati Party	1,161	3	1,164	
	8	Trimurthulu Bandi	Rashtriya Krantikari Samajwadi Party	1,124	0	1,124	
	9	Tuttgartunta Sri Soma Sekhara Sarma	Pyramid Party of India	1,004	1	1,005	
	10	Karri Chitti Babu	Bharatiya Janata Party	868	3	871	
	11	Isukapatla Syamala	Independent	372	0	372	
	12	Ammaji Rao Revu	Independent	272	0	272	
			VALID VOTES	1,41,415	435	1,41,850	
			REJECTED VOTES			452	Total Electors
		TOTAL VOTES POLLED			1,42,302	1,75,348	
		TENDERED VOTES			3		
162 Mummidivaram	1	Ponnada Venkata Satish Kumar	Indian National Congress	50,894	193	51,087	Declared Elected
	2	Srinivasa Raju Nadimpalli	Telugu Desam	49,043	119	49,162	
	3	Suryanarayana Kudupudi	Praja Rajyam Party	31,307	93	31,400	
	4	Guthula Venkata Sai Srinivasa Rao (Sai)	Independent	12,827	52	12,879	
	5	Vasamseety Nandi Vardhana	Bahujan Samaj Party	2,016	3	2,019	
	6	Ananta Venkata Satya Surya Narayana Raju Vetukuri	Bharatiya Janata Party	1,126	2	1,128	
	7	Kondepudi Laxmana Swamy	Rashtriya Krantikari Samajwadi Party	931	0	931	
	8	Pedasingu Laxminath	Rajyadhikara Party	775	0	775	
	9	Rajasekhar Reddy	Lok Satta Party	683	31	714	
	10	Sape Vijaya	Republican Party of India (A)	573	5	578	
	11	P.V. Chakravathi	Republican Party of India (Khobragade)	556	0	556	
	12	Kodi Srinivasa Rao	Independent	510	0	510	
	13	Sathala Nagaraju Madiga	Trilinga Praja Pragati Party	493	6	499	
	14	Illa Sri Rama Murthy	Pyramid Party of India	359	0	359	
	15	Kameleswari Muni Guddati	Independent	345	1	346	
	16	Konki Sankarudu	Independent	326	0	326	
			VALID VOTES	1,52,764	505	1,53,269	
		REJECTED VOTES			375	Total Electors	
		TOTAL VOTES POLLED			1,53,644	1,92,208	
		TENDERED VOTES			8		
163 Amalapuram (SC)	1	Pinipe Viswarupu	Indian National Congress	57,567	355	57,922	Declared Elected
	2	Chinta Krishnamurthy	Praja Rajyam Party	51,531	118	51,649	
	3	Aithabathula Anandaroo	Telugu Desam	23,128	57	23,185	
	4	Kunche Peda Satyanarayana	Pyramid Party of India	1,452	1	1,453	
	5	Cheekurimilli Kiran Kumar	Independent	1,185	1	1,186	
	6	Narasimha Saranadh Thokala	Bharatiya Janata Party	1,095	4	1,099	
	7	Ambati Krishna Murthy	Independent	860	1	861	
	8	Krishna Prasad Sabbathi	Bahujan Samaj Party	699	2	701	
			VALID VOTES	1,37,517	539	1,38,056	
		REJECTED VOTES			677	Total Electors	
		TOTAL VOTES POLLED			1,38,733	1,73,208	
		TENDERED VOTES			9		

Assembly Constituency No. & Name	Sl. No.	Candidate Name	Party	Votes Counted from EVM	Postal Votes	Total Votes Polled	Results
164 Razole (SC)	1	Rapaka Vara Prasada Rao	Indian National Congress	51,774	545	52,319	Declared Elected
	2	Nalli Venkata Krishna Mallik	Praja Rajyam Party	46,181	269	46,450	
	3	Battula Ramu	Telugu Desam	25,197	89	25,286	
	4	Badugu Srinivasa Babu	Lok Satta Party	1,241	54	1,295	
	5	Nalli Madhusudana Rao	Rashtriya Krantikari Samajwadi Party	1,195	1	1,196	
	6	Revu Jeevaratnam	Trilinga Praja Pragati Party	1,143	2	1,145	
	7	Digumarthy Narsimha Murthy	Independent	1,134	0	1,134	
	8	Mosuganti Rajubabu	Independent	904	0	904	
	9	B.S. Murthy	Bharatiya Janata Party	800	5	805	
	10	Bathula Lakshmana Rao	Bahujan Samaj Party	776	13	789	
	11	Bala Chandar Tadi	Independent	275	0	275	
			VALID VOTES	1,30,620	978	1,31,598	
			REJECTED VOTES			245	Total Electors
		TOTAL VOTES POLLED			1,31,843	1,65,534	
		TENDERED VOTES			1		
165 Gannavaram (SC)	1	Pamula Rajeswari Devi	Indian National Congress	44,654	102	44,756	Declared Elected
	2	Pulaparthy Narayanamurthy	Telugu Desam	41,619	32	41,651	
	3	Janga Goutham	Praja Rajyam Party	41,344	15	41,359	
	4	Kolli Suryarao	Bharatiya Janata Party	3,137	3	3,140	
	5	Yellamelli Arjunudu	Independent	1,627	1	1,628	
	6	Kusume Satyanarayana	Bahujan Samaj Party	1,052	7	1,059	
	7	Makey Davy Prasad	Independent	482	0	482	
	8	Kondeti Prabakara Reddy	Independent	476	0	476	
			VALID VOTES	1,34,391	160	1,34,551	
			REJECTED VOTES			720	Total Electors
		TOTAL VOTES POLLED			1,35,271	1,71,189	
		TENDERED VOTES			0		
166 Kothapeta	1	Bandaru Satyananda Rao	Praja Rajyam Party	62,376	77	62,453	Declared Elected
	2	Chirila Jaggi Reddy	Indian National Congress	59,822	161	59,983	
	3	Reddy Subrahmanyam	Telugu Desam	37,192	58	37,250	
	4	Musunuri Veera Venkata Satyanarayana Murthy	Praja Party	1,924	0	1,924	
	5	Kallakuri Harinadha Rao	Lok Satta Party	1,675	17	1,692	
	6	Revulagadda Mani (Mani Singh)	Bahujan Samaj Party	1,255	4	1,259	
	7	Tamalampudi Ramakrishna Reddy	Bharatiya Janata Party	1,160	1	1,161	
	8	G. R. K. Sankara Reddy	Pyramid Party of India	778	0	778	
	9	Ramachandra Rao Sista	Independent	778	0	778	
	10	Maggam Prema Kumar	Independent	593	0	593	
	11	Anjaneyulu Borra	Independent	325	0	325	
			VALID VOTES	1,67,878	318	1,68,196	
			REJECTED VOTES			714	Total Electors
		TOTAL VOTES POLLED			1,68,910	2,08,857	
		TENDERED VOTES			0		
167 Mandapeta	1	Jogeswara Rao.V	Telugu Desam	67,978	126	68,104	Declared Elected
	2	Chowdary. V.V.S.S	Praja Rajyam Party	50,561	103	50,664	
	3	Krishnarajuna Chowdary Bikkina	Indian National Congress	26,393	178	26,571	
	4	Adinarayana Matta	Independent	2,350	0	2,350	
	5	P.V.V.S. Rama Krishna Rao	Lok Satta Party	1,582	21	1,603	
	6	Ganti Mohan Rao	Bharateeya Sadharma Samsthapana Party	1,054	0	1,054	
	7	Duli Jayaraju	Trilinga Praja Pragati Party	1,022	11	1,033	
	8	Narala Rambabu	Bharatiya Janata Party	1,008	3	1,011	
	9	Grandhi Veera Venkata Satya Ramakrishna	Independent	837	0	837	
	10	Kona Surya Bhaskara Rao	Independent	794	0	794	
	11	Kandregula Udayasri	Bahujan Samaj Party	613	1	614	
	12	M. Ramu	Independent	470	0	470	
	13	Devu Venkata Raju	Independent	451	0	451	
	14	Kolli Srudarsn Rao	Independent	341	0	341	
	15	Choday Veera Venkata Satyanarayana	Independent	207	0	207	
	16	D. Chakravarthi	Independent	199	0	199	
			VALID VOTES	1,55,860	443	1,56,303	
			REJECTED VOTES			313	Total Electors
		TOTAL VOTES POLLED			1,56,616	1,88,943	
		TENDERED VOTES			0		

Assembly Constituency No. & Name	Sl. No.	Candidate Name	Party	Votes Counted from EVM	Postal Votes	Total Votes Polled	Results
168 Rajanagaram	1	Pendurthi Venkatesh	Telugu Desam	51,432	88	51,520	Declared Elected
	2	Chitturi Ravindra	Indian National Congress	44,344	240	44,584	
	3	Muthyala Srinivas	Praja Rajyam Party	38,573	83	38,656	
	4	Chintapalli Chandaram	Bahujan Samaj Party	2,807	1	2,808	
	5	Kodamanchili Venkata Rao (Madiga)	Trilinga Praja Pragati Party	1,222	4	1,226	
	6	M.Venkatesh	Independent	995	0	995	
	7	Modi Sathibabu	Bharatiya Janata Party	955	1	956	
	8	Sangiseti Srinivasa Rao	Pyramid Party of India	924	1	925	
	9	Nalla Nagendra Prasad	Independent	561	0	561	
	10	Johnny Roy	Independent	320	1	321	
			VALID VOTES	1,42,133	419	1,42,552	
			REJECTED VOTES			76	Total Electors
			TOTAL VOTES POLLED			1,42,628	1,64,831
		TENDERED VOTES			0		
169 Rajahmundry City	1	Routu Surya Prakasa Rao	Indian National Congress	40,944	425	41,369	Declared Elected
	2	Gorantla Butchaiah Choudary	Telugu Desam	39,956	129	40,085	
	3	Challa Sankara Rao	Praja Rajyam Party	39,263	121	39,384	
	4	Ravi Jalla	Lok Satta Party	6,765	90	6,855	
	5	T.K. Visweswara Reddy	Independent	2,373	3	2,376	
	6	Savitala Chakra Bhaskara Rao	Bharatiya Janata Party	1,560	20	1,580	
	7	Meda Srinivasu	Rashtriya Praja Congress (Secular)	383	0	383	
	8	Surya Srinivasa Apparao	Bahujan Samaj Party	343	0	343	
	9	M.M. Rehman	Pyramid Party of India	330	0	330	
	10	Narla Syam Kishore Mouli	Praja Shanthi Party	221	0	221	
			VALID VOTES	1,32,138	788	1,32,926	
			REJECTED VOTES			358	Total Electors
			TOTAL VOTES POLLED			1,33,284	2,02,514
		TENDERED VOTES			1		
170 Rajahmundry Rural	1	Chandana Ramesh	Telugu Desam	44,510	107	44,617	Declared Elected
	2	Ravanam Swaminaidu	Praja Rajyam Party	42,961	109	43,070	
	3	Jakkampudi Vijaya Lakshmi	Indian National Congress	38,052	288	38,340	
	4	Gurrala Kasturi Devi	Lok Satta Party	4,085	56	4,141	
	5	Isakapatla Rambabu	Bahujan Samaj Party	2,084	3	2,087	
	6	Mummidivarapu Subbarao	Trilinga Praja Pragati Party	1,752	10	1,762	
	7	Darapu Nook Ratna Prasadu	Bharatiya Janata Party	1,416	2	1,418	
	8	Chitturi Kalpana Satyavati	Pyramid Party of India	850	1	851	
	9	J.T.Rama Rao	Independent	826	1	827	
	10	Belepalli Muralidhar	Independent	629	0	629	
			VALID VOTES	1,37,165	577	1,37,742	
			REJECTED VOTES			313	Total Electors
			TOTAL VOTES POLLED			1,38,055	1,89,454
		TENDERED VOTES			2		
171 Jaggampeta	1	Thota Narasimham	Indian National Congress	51,125	59	51,184	Declared Elected
	2	Jyothula Nehru	Praja Rajyam Party	50,346	49	50,395	
	3	Jyothula Naga Veera Venkata Vishnu Satya Marthandarao @ Chanti Babu	Telugu Desam	33,272	5	33,277	
	4	Thummalapalli Ramesh	Independent	3,285	0	3,285	
	5	Sundara Ratnakar Rakkam	Independent	2,016	0	2,016	
	6	Puli Prasad	Republican Party of India	1,710	0	1,710	
	7	Suryanarayana Raju Srivatsavai @ Varala Babu	Bharatiya Janata Party	1,380	0	1,380	
	8	Boyidi Chantibabu	Independent	1,193	0	1,193	
	9	Kamineni Jayasri	Lok Satta Party	1,165	7	1,172	
	10	Vemagiri Ravikumar	Independent	693	0	693	
	11	Karnakula Ramalingeswararao	Communist Party of India (Marxist-Leninist)(Libera	588	0	588	
			VALID VOTES	1,46,773	120	1,46,893	
			REJECTED VOTES			408	Total Electors
		TOTAL VOTES POLLED			1,47,301	1,86,347	
		TENDERED VOTES			0		

Assembly Constituency No. & Name	Sl. No.	Candidate Name	Party	Votes Counted from EVM	Postal Votes	Total Votes Polled	Results
172 Rampachodavaram (ST)	1	Kosuri Kasi Viswanadha Veera Venkata Satyanarayana Reddy	Indian National Congress	32,654	0	32,654	Declared Elected
	2	Chinnam Babu Ramesh	Telugu Desam	21,851	0	21,851	
	3	Seethamsetti Venkateswararao	Praja Rajyam Party	20,771	0	20,771	
	4	Kunjam V.V.S.N. Dora	Independent	6,914	0	6,914	
	5	Pandela Somayya	Independent	5,536	0	5,536	
	6	Kundla Peda Gangaraju	Independent	2,176	0	2,176	
	7	Katru Sudhakar Babu	Lok Satta Party	1,606	0	1,606	
	8	Karam Savithri	Independent	1,520	0	1,520	
	9	Solla Bojji Reddy	Bharatiya Janata Party	1,511	0	1,511	
	10	Parada Malleswararao	Bahujan Samaj Party	1,054	0	1,054	
			VALID VOTES	95,593	0	95,593	
			REJECTED VOTES			0	Total Electors
			TOTAL VOTES POLLED			95,593	1,39,145
			TENDERED VOTES			4	
173 Kovvur(SC)	1	T.V.Rama Rao	Telugu Desam	55,522	147	55,669	Declared Elected
	2	Koyye Mosenu Raju	Indian National Congress	39,997	194	40,191	
	3	Bunga Saradhi	Praja Rajyam Party	29,274	11	29,285	
	4	Yelipe Venkata Rao	Bahujan Samaj Party	2,126	0	2,126	
	5	Sodadasi Sundar Singh	Lok Satta Party	1,689	15	1,704	
	6	Busi Surendrath Benerjee	Bharatiya Janata Party	1,343	0	1,343	
	7	Bontha Kishore	Independent	854	0	854	
	8	Venkateswara Rao Talari	Pyramid Party of India	559	0	559	
	9	Ganta Abbulu	Independent	459	0	459	
	10	Uba Lakshmana Rao	Independent	426	0	426	
	11	Gella Rahuldev	Independent	377	0	377	
	12	Kunda Ranga Rao	Independent	186	0	186	
			VALID VOTES	1,32,812	367	1,33,179	
			REJECTED VOTES			270	Total Electors
		TOTAL VOTES POLLED			1,33,449	1,58,958	
		TENDERED VOTES			2		
174 Nidadavole	1	Burugupalli Sesha Rao	Telugu Desam	51,515	165	51,680	Declared Elected
	2	G.Srinivas Naidu	Indian National Congress	45,529	385	45,914	
	3	Rudraraju Gajapathi Kumar Raju	Praja Rajyam Party	44,423	88	44,511	
	4	Nakka Venkateswarlu	Bahujan Samaj Party	2,820	12	2,832	
	5	Bandi Satyanarayana	Lok Satta Party	1,665	26	1,691	
	6	Talluri Satyanarayana	Pyramid Party of India	1,427	0	1,427	
	7	Manga Raju Cheekatimilli	Independent	1,297	0	1,297	
	8	Visweswara Rao Raavi	Bharatiya Janata Party	1,020	6	1,026	
	9	Gubbala Sreeranga Nayakulu	Independent	396	0	396	
	10	Bokka Satyanarayana	Independent	330	0	330	
	11	Galinki Krishna	Independent	276	2	278	
			VALID VOTES	1,50,698	684	1,51,382	
			REJECTED VOTES			60	Total Electors
			TOTAL VOTES POLLED			1,51,442	1,73,086
		TENDERED VOTES			0		
175 Achanta	1	Satyanarana Pithani	Indian National Congress	54,563	340	54,903	Declared Elected
	2	Karri Radha Krishna Reddy	Telugu Desam	39,024	124	39,148	
	3	Kudupudi Srinivasa Rao	Praja Rajyam Party	16,731	39	16,770	
	4	Rapaka Prabhakar Rao Madiga	Trilinga Praja Pragati Party	1,273	4	1,277	
	5	Gudimetla Rama Kanakareddy	Bharatiya Janata Party	1,197	1	1,198	
	6	Venugopala Krishna Nekkanti	Lok Satta Party	1,164	22	1,186	
	7	Bhupatiraju Venkata Krishnamraju	Bahujan Samaj Party	1,069	1	1,070	
	8	Murali Vendra	Rashtriya Krantikari Samajwadi Party	869	0	869	
	9	Katta Venugopala Krishna	Republican Party of India	820	0	820	
	10	Chetlapalli Gopalarao	Independent	499	0	499	
	11	Balusu Sriramulu	Pyramid Party of India	448	0	448	
	12	Karrinaga Satyanarayana Reddy	Independent	203	0	203	
	13	Sathi Somi Reddy (Ankusham Reddy)	Praja Shanthi Party	202	0	202	
	14	M.P.T. Venkata Reddy	Bharateeya Sadharma Samsthapana Party	152	0	152	
			VALID VOTES	1,18,214	531	1,18,745	
		REJECTED VOTES			0	Total Electors	
		TOTAL VOTES POLLED			1,18,745	1,42,388	
		TENDERED VOTES			0		

Assembly Constituency No. & Name	Sl. No.	Candidate Name	Party	Votes Counted from EVM	Postal Votes	Total Votes Polled	Results
176 Palacole	1	Usha Rani Bangaru	Indian National Congress	49,132	588	49,720	Declared Elected
	2	Konidala Chiranjeevi	Praja Rajyam Party	43,970	304	44,274	
	3	Chavatapalli Satyanarayana Murty (Dr.Babji)	Telugu Desam	29,238	133	29,371	
	4	Savarapu Venkateswarlu	Independent	1,443	5	1,448	
	5	Koram Musalaiah	Bharatiya Janata Party	1,158	1	1,159	
	6	Vaddadi Suryanarayana	Lok Satta Party	1,006	27	1,033	
	7	Tamineedi Lakshminarayana	Praja Party	746	0	746	
	8	Kollabathula Eliya	Bahujan Samaj Party	711	6	717	
	9	Nageswara Rao Devaganugula	Rashtriya Krantikari Samajwadi Party	660	0	660	
	10	Meka Venkateswara Rao	Pyramid Party of India	595	0	595	
	11	Sarveswara Rao Srikakollu (SS)	Independent	359	2	361	
	12	Gajabhenkar Bansilal	Independent	265	0	265	
	13	Donga Nagendra Prasad	Independent	183	0	183	
			VALID VOTES	1,29,466	1066	1,30,532	
			REJECTED VOTES			60	Total Electors
		TOTAL VOTES POLLED			1,30,592	1,50,662	
		TENDERED VOTES			1		
177 Narasapuram	1	Mudunuri Prasada Raju	Indian National Congress	58,101	459	58,560	Declared Elected
	2	Kothapalli Subbarayudu (Pedababu)	Praja Rajyam Party	41,030	205	41,235	
	3	Bommi Narayana Rao	Telugu Desam	10,778	63	10,841	
	4	Mallula Venkateswara Rao	Lok Satta Party	1,288	18	1,306	
	5	Vangalapudi Yesaiah	Independent	898	0	898	
	6	Reddy Rambabu	Pyramid Party of India	705	0	705	
	7	Ashok Kumar Nalli	Bahujan Samaj Party	493	3	496	
	8	Thota Ganga Raju	Bharatiya Janata Party	480	2	482	
	9	Pothureddy Pandu Ranga Rao	Independent	435	0	435	
	10	Kothapalli Durga Rao	Independent	390	1	391	
	11	Kakara Vijaya Prasad	Independent	367	1	368	
	12	Pamula Ananda Raju	Independent	173	3	176	
			VALID VOTES	1,15,138	755	1,15,893	
			REJECTED VOTES			64	Total Electors
			TOTAL VOTES POLLED			1,15,957	1,32,956
		TENDERED VOTES			3		
178 Bhimavaram	1	Ramanjaneyulu Pulaparti (Anjibabu)	Indian National Congress	63,227	635	63,862	Declared Elected
	2	Vegesna Suryanarayana Raju (Kanakaraju Suri)	Praja Rajyam Party	41,518	245	41,763	
	3	Gadiraju Satyanarayana Raju (Gadiraju Babu)	Telugu Desam	39,638	180	39,818	
	4	Alluri Sitaramaraju	Lok Satta Party	4,476	72	4,548	
	5	M.L.N.Srinivas	Bharatiya Janata Party	1,982	3	1,985	
	6	Navundru Rajendra Prasad	Bharateeya Sadharma Samsthapana Party	1,315	0	1,315	
	7	Chellaboina Someswara Rao	Bahujan Samaj Party	1,293	1	1,294	
	8	S. V. P. K. H.G. Krishnamraju (Aditya Krishnam Raju)	Pyramid Party of India	1,217	13	1,230	
	9	Varada Venkateswararao	Independent	543	0	543	
	10	Ramisetti Ramu	Marxist Communist Party of India (S.S.Srivastava)	443	0	443	
	11	Vemula Murali	Praja Party	363	2	365	
	12	Balam Venkateswarlu	Independent	327	0	327	
	13	Penta Krishna	Independent	244	0	244	
	14	Sunkara Veera Raghava Reddy	Ajeya Bharat Party	179	0	179	
	15	Alluri Jagannadha Raju	Independent	155	0	155	
			VALID VOTES	1,56,920	1151	1,58,071	
		REJECTED VOTES			184	Total Electors	
		TOTAL VOTES POLLED			1,58,255	1,94,488	
		TENDERED VOTES			11		
179 Undi	1	V.V.Siva Rama Raju (Kalavapudi Siva)	Telugu Desam	67,821	281	68,102	Declared Elected
	2	Pathapati Sarraju	Indian National Congress	51,896	458	52,354	
	3	Pallayya Vanapalli (Babu Rao)	Praja Rajyam Party	34,625	140	34,765	
	4	Janaki Rama Raju Gottumukkala	Lok Satta Party	2,093	14	2,107	
	5	K.V.K.Gandhi	Pyramid Party of India	1,151	1	1,152	
	6	Katreddi Satyanarayana	Bharatiya Janata Party	1,069	0	1,069	
	7	Esther Rani Muvvala	Bahujan Samaj Party	812	0	812	
	8	Lakshmi Prasanna Seelam	Independent	780	0	780	
	9	Penmathsa Rama Venkata Naga Krishnam Raju (Ravi Raju)	Independent	408	0	408	
	10	Manthana Venkata Rama Raju	Independent	339	0	339	
			VALID VOTES	1,60,994	894	1,61,888	
			REJECTED VOTES			74	Total Electors
		TOTAL VOTES POLLED			1,61,962	1,83,759	
		TENDERED VOTES			1		

Assembly Constituency No. & Name	Sl. No.	Candidate Name	Party	Votes Counted from EVM	Postal Votes	Total Votes Polled	Results
180 Tanuku	1	Karumuri Venkata Nageswara Rao	Indian National Congress	52,708	503	53,211	Declared Elected
	2	Y.T.Raja	Telugu Desam	51,502	258	51,760	
	3	Akula Srieeramulu	Praja Rajyam Party	47,610	188	47,798	
	4	Dr.Subbalakshmi Valluri	Lok Satta Party	4,602	60	4,662	
	5	Narni Venkata Subbarao (Tataji)	Bharatiya Janata Party	2,061	7	2,068	
	6	Karumuri Varalakshmi	Bahujan Samaj Party	807	3	810	
	7	Koduri Sriramulu	Independent	750	0	750	
	8	Venkata Srinivasu Kotipalli (Vasu)	Pyramid Party of India	667	5	672	
	9	Akula Vijaya	Rashtriya Krantikari Samajwadi Party	573	0	573	
	10	Diddey Madhu Babu Madiga	Trilinga Praja Pragati Party	428	0	428	
			VALID VOTES	1,61,708	1024	1,62,732	
			REJECTED VOTES			117	Total Electors
			TOTAL VOTES POLLED			1,62,849	1,97,141
		TENDERED VOTES			12		
181 Tadevalligudem	1	Eli Venkata Madhusudhanarao (Nani)	Praja Rajyam Party	48,530	217	48,747	Declared Elected
	2	Kottu Satyanarayana	Indian National Congress	45,369	358	45,727	
	3	Bapiraju Mullapudi	Telugu Desam	41,166	116	41,282	
	4	Karri Seeta Rama Chandrarao	Lok Satta Party	2,105	37	2,142	
	5	Govada Narendera	Bahujan Samaj Party	1,383	0	1,383	
	6	Meka Venkateswara Rao	Pyramid Party of India	1,004	0	1,004	
	7	Addala Narsimharao	Independent	883	0	883	
	8	Apparao Kairam	Bharatiya Janata Party	771	0	771	
	9	Marlapudi Srinivasarao	Independent	563	0	563	
	10	Pathagolusu Jaya Raju	Independent	438	0	438	
	11	Marapatla Raju	Independent	247	1	248	
	12	Kottapalli Venkatrao	Independent	215	0	215	
	13	Chalamcharla Venkata Appala rajkumar	Independent	193	0	193	
			VALID VOTES	1,42,867	729	1,43,596	
		REJECTED VOTES			207	Total Electors	
		TOTAL VOTES POLLED			1,43,803	1,71,744	
		TENDERED VOTES			2		
182 Ungutur	1	Vatti Vasant Kumar	Indian National Congress	52,644	329	52,973	Declared Elected
	2	Ganni Laxmi Kantam	Telugu Desam	46,425	89	46,514	
	3	Kotagiri Vidyadhara Rao	Praja Rajyam Party	43,184	130	43,314	
	4	Karem Lenin	Bahujan Samaj Party	2,565	0	2,565	
	5	Madhu Sudana Rao Vudatala	Lok Satta Party	1,326	11	1,337	
	6	Pacha Tirumala Krishna	Independent	1,324	0	1,324	
	7	Veju Gangaraju	Bharatiya Janata Party	1,183	0	1,183	
	8	Pydi Gangadhararao	Rashtriya Krantikari Samajwadi Party	912	0	912	
	9	Murali Krishna Perumalla	Pyramid Party of India	660	0	660	
			VALID VOTES	1,50,223	559	1,50,782	
			REJECTED VOTES			174	Total Electors
		TOTAL VOTES POLLED			1,50,956	1,72,361	
		TENDERED VOTES			6		
183 Denduluru	1	Prabhakar Chintamaneni	Telugu Desam	69,521	152	69,673	Declared Elected
	2	Kotaru Ramachandra Rao	Indian National Congress	55,195	247	55,442	
	3	Ashok Goud Chalamolu	Praja Rajyam Party	24,223	66	24,289	
	4	Venkata Rama Rao Uppala	Pyramid Party of India	1,140	0	1,140	
	5	Madda Bhushanam	Independent	1,043	0	1,043	
	6	Gudipudi Ambrosu	Bahujan Samaj Party	779	1	780	
	7	Ashok Kumar Chowdary Mullapudi	Bahujan Samaj Party	738	0	738	
	8	Nomula Ramudu	Independent	513	3	516	
	9	Parasa Hari Venkata Krishna Rao	Independent	301	0	301	
			VALID VOTES	1,53,453	469	1,53,922	
			REJECTED VOTES			153	Total Electors
		TOTAL VOTES POLLED			1,54,075	1,78,893	
		TENDERED VOTES			11		

Assembly Constituency No. & Name	Sl. No.	Candidate Name	Party	Votes Counted from EVM	Postal Votes	Total Votes Polled	Results
184 Eluru	1	Alla Kali Krishna Srinivas (Alla Nani)	Indian National Congress	49,278	684	49,962	Declared Elected
	2	Badeti Kota Rama Rao (Bujji)	Praja Rajyam Party	36,074	206	36,280	
	3	Ambika Krishna	Telugu Desam	32,557	198	32,755	
	4	Chikka Bhimeswara Rao	Lok Satta Party	3,613	58	3,671	
	5	Kalapala Ravi Babu	Independent	926	7	933	
	6	Nerusu Hari Krishna Prasad (Babu)	Bharatiya Janata Party	711	8	719	
	7	Mendem Santhosh Kumar (Pedababu)	Bahujan Samaj Party	497	1	498	
	8	Margana Srinivasa Rao	Pyramid Party of India	490	4	494	
	9	Katam Naga Bhushanam	Marxist Communist Party of India (S.S.Srivastava)	215	0	215	
			VALID VOTES	1,24,361	1166	1,25,527	
			REJECTED VOTES			178	Total Electors
		TOTAL VOTES POLLED			1,25,705	1,71,341	
		TENDERED VOTES			13		
185 Gopalapuram (SC)	1	Taneti Vanita	Telugu Desam	70,530	129	70,659	Declared Elected
	2	Usha Tigiripalli	Indian National Congress	55,687	319	56,006	
	3	Kadalaiah Sabbithi	Praja Rajyam Party	30,053	105	30,158	
	4	Harinath Manukonda	Independent	1,351	2	1,353	
	5	Arumbaka Yehoshuva	Lok Satta Party	1,283	22	1,305	
	6	Pedapolu Veera Raghavulu	Bharatiya Janata Party	1,104	3	1,107	
	7	Sirra Prakasa Rao	Bahujan Samaj Party	977	3	980	
	8	Venkateswararao Talari	Pyramid Party of India	798	1	799	
	9	Bantu Gangaratnam	Independent	656	1	657	
	10	Dowluri Govardhan	Independent	313	0	313	
			VALID VOTES	1,62,752	585	1,63,337	
		REJECTED VOTES			65	Total Electors	
		TOTAL VOTES POLLED			1,63,402	1,90,448	
		TENDERED VOTES			5		
186 Polavaram (ST)	1	Tellam Bala Raju	Indian National Congress	49,890	408	50,298	Declared Elected
	2	Punem Singanna Dora	Telugu Desam	44,557	77	44,634	
	3	Boragam Srinivasulu	Praja Rajyam Party	36,182	301	36,483	
	4	Dharmula Suresh	Independent	4,895	6	4,901	
	5	Kursam Durga Rao	Bahujan Samaj Party	3,045	3	3,048	
	6	Jan Babu.B	Pyramid Party of India	2,018	1	2,019	
	7	Sariyam Rama Laxmi	Bharatiya Janata Party	928	2	930	
	8	Sajja Ramaswami	Republican Party of India (A)	930	0	930	
	9	Krishna Murthy Garikapati	Lok Satta Party	862	18	880	
	10	China Ganga Raju Vanka	Communist Party of India (Marxist-Leninist)(Libera	538	1	539	
			VALID VOTES	1,43,845	817	1,44,662	
		REJECTED VOTES			25	Total Electors	
		TOTAL VOTES POLLED			1,44,687	1,66,300	
		TENDERED VOTES			2		
187 Chintalapudi (SC)	1	Maddala Rajesh Kumar	Indian National Congress	67,600	478	68,078	Declared Elected
	2	Karra Raja Rao	Telugu Desam	66,488	173	66,661	
	3	Ambedkar.K.M	Praja Rajyam Party	33,645	133	33,778	
	4	Nunna Krishnayya	Lok Satta Party	1,760	31	1,791	
	5	Pachigolla Durga Rao	Independent	1,360	0	1,360	
	6	Alugu Ananda Sekhar	Independent	1,267	46	1,313	
	7	Tullimelli Kutumba Rao	Bharatiya Janata Party	1,183	2	1,185	
	8	Juvvala Nagarjuna Rao	Bahujan Samaj Party	1,058	1	1,059	
	9	Bethala Pulla Rao	Pyramid Party of India	1,045	0	1,045	
	10	Jonnakuti Venkateswara Rao	Independent	561	0	561	
	11	Prattipati Prabhudas	Marxist Communist Party of India (S.S.Srivastava)	351	0	351	
	12	Gokavarapu Ravi	Independent	331	0	331	
			VALID VOTES	1,76,649	864	1,77,513	
		REJECTED VOTES			180	Total Electors	
		TOTAL VOTES POLLED			1,77,693	2,12,001	
		TENDERED VOTES			8		

Assembly Constituency No. & Name	Sl. No.	Candidate Name	Party	Votes Counted from EVM	Postal Votes	Total Votes Polled	Results
188 Tiruvuru (SC)	1	Dirisam Padma Jyothi	Indian National Congress	63,163	461	63,624	Declared Elected
	2	Swamidasa Nallagatla	Telugu Desam	63,038	321	63,359	
	3	Vakkalagadda Vijaya Bhasakar Rao	Praja Rajyam Party	11,441	43	11,484	
	4	Chittibabu Gurindapalli	Bharatiya Janata Party	2,949	3	2,952	
	5	Gaddala Adam	Trilinga Praja Pragati Party	1,437	0	1,437	
	6	Donelli Ratna Sekhar	Bahujan Samaj Party	1,315	3	1,318	
	7	Dubbaku Lakshmi	Lok Satta Party	848	16	864	
	8	Sirikonda Prasad	Independent	684	0	684	
	9	Jayakar Babu Kopelli	Independent	322	4	326	
	10	Mesupam Prabhakara Rao	Communist Party of India (Marxist-Leninist)(Libera	289	0	289	
	11	Kommu Suresh	Independent	214	0	214	
	12	Chintabathini James Babu Rao	Independent	198	0	198	
	13	Appikatla Kumar	Independent	167	0	167	
	14	Kallepalli Tulasamma	Independent	143	0	143	
	15	Balavanthapu Chinna	Bahujan Samaj Party(Ambedkar Phule)	132	0	132	
	16	Chatla Vijaya Kumar	Bharateeya Sadharma Samsthapana Party	104	0	104	
			VALID VOTES	1,46,444	851	1,47,295	
			REJECTED VOTES			12	Total Electors
		TOTAL VOTES POLLED			1,47,307	1,79,958	
		TENDERED VOTES			4		
189 Nuzvid	1	Chinnam Ramakotaiah	Telugu Desam	70,120	86	70,206	Declared Elected
	2	Venkata Pratap Appa Rao Meka	Indian National Congress	64,579	484	65,063	
	3	Muttamsetti Vijaya Nirmala	Praja Rajyam Party	24,431	355	24,786	
	4	Amudala Issaku alias Pitchaiah	Bharatiya Janata Party	3,329	0	3,329	
	5	Syed Ahmad Ansari	Bahujan Samaj Party	1,252	0	1,252	
	6	Viswanadahapalli Samuel	Independent	1,020	2	1,022	
	7	Gudivada Vimala	Pyramid Party of India	939	0	939	
	8	Neelam Dominic	Lok Satta Party	690	2	692	
	9	Mangalapudi Nageswara Rao	Trilinga Praja Pragati Party	653	0	653	
	10	Dara Somasundara Rao	Bharateeya Sadharma Samsthapana Party	606	0	606	
	11	Addagarla Samson	Independent	332	0	332	
	12	Chatla Babu Rao	Communist Party of India (Marxist-Leninist)(Liberation)	317	0	317	
	13	Miryala Venkateswara Rao	Independent	255	0	255	
	14	Kurapati Krishna Rao	Independent	228	0	228	
	15	Kalapala Babu Rao	Independent	216	0	216	
			VALID VOTES	1,68,967	929	1,69,896	
			REJECTED VOTES			23	Total Electors
			TOTAL VOTES POLLED			1,69,919	1,91,655
		TENDERED VOTES			0		
190 Gannavaram	1	Venkata Balavardhanarao Dasari	Telugu Desam	81,885	333	82,218	Declared Elected
	2	Muddaraboina Venkateswararao	Indian National Congress	66,690	233	66,923	
	3	Bathina Rammohanarao (Ramu)	Praja Rajyam Party	19,787	19	19,806	
	4	Maddukuri Vijayakumar	Lok Satta Party	2,258	22	2,280	
	5	Vemuri Wilson Raju	Bahujan Samaj Party	1,072	0	1,072	
	6	V. J. Stalin	Independent	709	0	709	
	7	Addepalli Narasaraju	Pyramid Party of India	659	0	659	
	8	Sunkara Padmasri	Independent	409	0	409	
	9	Inampudi Divashirvadam	Independent	332	1	333	
	10	Bethala Saroj Sarath Babu	Independent	165	0	165	
	11	Kaki Ramesh Chandra Benerji	Independent	148	0	148	
	12	Bathina Sivakumar	Independent	125	0	125	
			VALID VOTES	1,74,239	608	1,74,847	
			REJECTED VOTES			142	Total Electors
		TOTAL VOTES POLLED			1,74,989	2,01,578	
		TENDERED VOTES			6		

Assembly Constituency No. & Name	Sl. No.	Candidate Name	Party	Votes Counted from EVM	Postal Votes	Total Votes Polled	Results
191 Gudivada	1	Kodali Sri Venkateswara Rao (Nani)	Telugu Desam	67,472	562	68,034	Declared Elected
	2	Pinnamaneni Venkateswara Rao	Indian National Congress	49,563	841	50,404	
	3	Raavi Venkateswara Rao	Praja Rajyam Party	21,415	167	21,582	
	4	Kiran Kumar Menda	Bahujan Samaj Party	3,150	0	3,150	
	5	Yalamanchili Jyothi Rao	Lok Satta Party	1,324	12	1,336	
	6	Hitendra Nimmagadda	Bharatiya Janata Party	958	0	958	
	7	Challa Vamsi Mohan	Independent	620	0	620	
	8	Amudalapalli Prasad	Pyramid Party of India	488	0	488	
	9	Boyina Boyina Sree Siva Venkata Satyanarayana	Independent	483	0	483	
	10	Nutakki Venkateswara Rao	Bharateeya Sadharma Samsthapana Party	250	0	250	
	11	Dasari Mahesh	Independent	231	0	231	
	12	Paladugu Venkateswara Rao	Rashtriya Krantikari Samajwadi Party	219	0	219	
	13	Pandilla Veera Surya Narayana	Samajwadi Party	111	0	111	
			VALID VOTES	1,46,284	1582	1,47,866	
		REJECTED VOTES			89	Total Electors	
		TOTAL VOTES POLLED			1,47,955	1,80,560	
		TENDERED VOTES			3		
192 Kaikalur	1	Jayamangala Venkata Ramana	Telugu Desam	50,228	118	50,346	Declared Elected
	2	Kamineni Srinivas	Praja Rajyam Party	48,953	419	49,372	
	3	Yerneni Raja Rama Chandar	Indian National Congress	44,649	197	44,846	
	4	Vasipalli Yona	Independent	5,546	0	5,546	
	5	Gurindapalli Jayarama Krupanidhi	Bahujan Samaj Party	2,405	0	2,405	
	6	Vuyyuru Siva Parvathi	Pyramid Party of India	2,143	0	2,143	
	7	Papolu Krishnaveni	Lok Satta Party	1,168	2	1,170	
	8	Chalameswara Rao Sammeta	Bharatiya Janata Party	822	0	822	
	9	Bhupathiraju Rameshkumar Raju	Bharateeya Sadharma Samsthapana Party	326	0	326	
	10	Pallem Sarvaiah	Independent	319	0	319	
			VALID VOTES	1,56,559	736	1,57,295	
			REJECTED VOTES			27	Total Electors
			TOTAL VOTES POLLED			1,57,322	1,83,024
			TENDERED VOTES			0	
193 Pedana	1	Jogi Ramesh	Indian National Congress	44,339	141	44,480	Declared Elected
	2	Kagita Venkatrao	Telugu Desam	43,045	243	43,288	
	3	Myla Veeraju	Praja Rajyam Party	29,102	70	29,172	
	4	Ede Ravi Babu	Bharatiya Janata Party	3,102	0	3,102	
	5	Yedukondalu Tammu	Lok Satta Party	1,958	3	1,961	
	6	Penneru Subba Rao	Republican Party of India	1,578	0	1,578	
	7	Athmuri Sujatha	Pyramid Party of India	1,421	0	1,421	
	8	Durga Rao Vadlamudi	Bahujan Samaj Party	808	0	808	
	9	Tammu Ramu	Bharateeya Sadharma Samsthapana Party	343	0	343	
	10	Katikala Naga Jaya Varaprasad	Trilinga Praja Pragati Party	331	0	331	
			VALID VOTES	1,26,027	457	1,26,484	
			REJECTED VOTES			13	Total Electors
			TOTAL VOTES POLLED			1,26,497	1,47,115
			TENDERED VOTES			0	
194 Machilipatnam	1	Perni Venkatramaiah (Nani)	Indian National Congress	47,627	953	48,580	Declared Elected
	2	Kollu Ravindra	Telugu Desam	36,988	193	37,181	
	3	Veda Vyas Buragadda	Praja Rajyam Party	34,798	326	35,124	
	4	Maganti Venkata Nageswara Rao	Lok Satta Party	2,316	43	2,359	
	5	Anees Ahamad Raja	Bahujan Samaj Party	1,547	3	1,550	
	6	Vadapalli Raghunadh	Pyramid Party of India	1,049	1	1,050	
	7	Karapa Veera Venkata Ram Babu	Bharatiya Janata Party	802	2	804	
	8	Devarapalli Anjamma	Trilinga Praja Pragati Party	613	0	613	
	9	Sekuboina Subramanyam	Independent	600	0	600	
	10	Nagesh Kumar Satyam	Independent	228	0	228	
	11	Philip Kali	Republican Party of India	193	0	193	
			VALID VOTES	1,26,761	1521	1,28,282	
			REJECTED VOTES			483	Total Electors
			TOTAL VOTES POLLED			1,28,765	1,64,114
		TENDERED VOTES			1		

Assembly Constituency No. & Name	Sl. No.	Candidate Name	Party	Votes Counted from EVM	Postal Votes	Total Votes Polled	Results
195 Avaniigadda	1	Ambati Brahmanaiah	Telugu Desam	55,015	301	55,316	Declared Elected
	2	Budda Prasad Mandali	Indian National Congress	54,467	432	54,899	
	3	Simhadri Ramesh	Praja Rajyam Party	37,226	434	37,660	
	4	Yasam Chitti Babu	Independent	6,244	55	6,299	
	5	Adinarayana Machavarapu	Trilinga Praja Pragati Party	1,674	11	1,685	
	6	Chinna Babu Paruchuri	Lok Satta Party	1,335	15	1,350	
	7	Tummala Suresh Babu	Bharatiya Janata Party	1,174	1	1,175	
	8	Yannam Subrahmanyam	Bahujan Samaj Party	1,032	0	1,032	
	9	Radha Krishna Murali Rajulapati	Janata Dal (United)	445	1	446	
	10	Tumma Lakshmi Narayana	Independent	346	0	346	
	11	Talasila Krishna Mohana Rao	Pyramid Party of India	325	0	325	
			VALID VOTES	1,59,283	1250	1,60,533	
			REJECTED VOTES			75	Total Electors
			TOTAL VOTES POLLED			1,60,608	1,85,080
		TENDERED VOTES			0		
196 Pamarru (SC)	1	D. Y. Das	Indian National Congress	59,830	218	60,048	Declared Elected
	2	Uppuleti Kalpana	Telugu Desam	52,773	335	53,108	
	3	Movva Mohana Rao	Praja Rajyam Party	23,354	84	23,438	
	4	Rajamani Vudiga	Lok Satta Party	1,671	18	1,689	
	5	K. L. V. Niranjan	Bharatiya Janata Party	1,391	0	1,391	
	6	Tadigadapa Ravibabu	Bahujan Samaj Party	1,024	0	1,024	
	7	Manda Venkateswararao	Trilinga Praja Pragati Party	865	1	866	
	8	Ranga Rao Variganji	Independent	749	0	749	
	9	Benarji Matta	Pyramid Party of India	612	0	612	
	10	Naga Venkateswararao Bandaru	Independent	250	0	250	
	11	Kumpati Prasad	Independent	232	0	232	
	12	Yarragunta Raveendranadh Babu	Independent	211	0	211	
	13	Dileep Kumar Pedapudi	Independent	191	0	191	
			VALID VOTES	1,43,153	656	1,43,809	
		REJECTED VOTES			62	Total Electors	
		TOTAL VOTES POLLED			1,43,871	1,68,287	
		TENDERED VOTES			2		
197 Penamaluru	1	Parthasarathy Kolu	Indian National Congress	61,003	343	61,346	Declared Elected
	2	Chalasani Venkateswara Rao	Telugu Desam	60,852	317	61,169	
	3	Dhanekula Murali Mohanarao	Praja Rajyam Party	31,867	63	31,930	
	4	Chennupati Vazeer	Lok Satta Party	2,921	26	2,947	
	5	Kallam Sudhakar Reddy	Bharatiya Janata Party	2,548	1	2,549	
	6	Pantagani Ramesh	Bahujan Samaj Party	1,022	1	1,023	
	7	Chalasani Swarna Latha	Pyramid Party of India	847	2	849	
	8	Dandamudi Venkata Rao	Independent	665	0	665	
	9	P. Sanjay	Independent	581	0	581	
	10	Yenduri Subramanyeswara Rao (Mani)	Independent	229	0	229	
	11	Jonnalagadda Veera Mohana Rao	Bharateeya Sadharma Samsthapana Party	201	0	201	
	12	Chukka Tirupalu	Independent	161	0	161	
	13	Chakka Venkata Subba Rao	Independent	147	0	147	
			VALID VOTES	1,63,044	753	1,63,797	
		REJECTED VOTES			54	Total Electors	
		TOTAL VOTES POLLED			1,63,851	2,04,319	
		TENDERED VOTES			4		
198 Vijayawada West	1	Velampalli Srinivasa Rao	Praja Rajyam Party	51,423	44	51,467	Declared Elected
	2	Mallika Begum	Indian National Congress	42,989	136	43,125	
	3	Kakarlupudi Subba Raju	Communist Party of India	26,197	29	26,226	
	4	Jaleel Khan	Independent	13,845	8	13,853	
	5	Moghal Ahmad Baig	Lok Satta Party	5,504	16	5,520	
	6	Nallapaneni Venkata Prasad	Bharatiya Janata Party	3,479	5	3,484	
	7	Chokkara Lakshminarayana Rao	Independent	1,590	0	1,590	
	8	Maddirala Vinod Kumar	Bahujan Samaj Party	1,136	0	1,136	
	9	Sabinkar Siva Krishna Prasad	Independent	955	0	955	
	10	Manikonda Sridhar	Trilinga Praja Pragati Party	738	0	738	
	11	Saranam Syamaladevi	Pyramid Party of India	644	1	645	
	12	Koppolu Vijaya Kumar	Independent	579	0	579	
	13	Liyakat Ali Khan	Independent	543	0	543	
	14	Boliseti Haribabu	Independent	231	0	231	
	15	Avadhani Pasumarthi	Independent	196	0	196	
	16	Chalumuri Prabhakara Rao	Independent	183	0	183	
	17	Appa Rao Nammi	Independent	172	0	172	
			VALID VOTES	1,50,404	239	1,50,643	
		REJECTED VOTES			55		
		VOTES NOT RETRIEVED FROM EVM			485	Total Electors	
		TOTAL VOTES POLLED			1,51,183	2,06,332	
		TENDERED VOTES			3		

Assembly Constituency No. & Name	Sl. No.	Candidate Name	Party	Votes Counted from EVM	Postal Votes	Total Votes Polled	Results
199 Vijayawada Central	1	Malladi Vishnu	Indian National Congress	52,250	176	52,426	Declared Elected
	2	Vangaveeti Radhakrishnan	Praja Rajyam Party	51,512	66	51,578	
	3	Chigurupati Babu Rao	Communist Party of India (Marxist)	38,159	114	38,273	
	4	Gnanamba Maddi	Lok Satta Party	6,946	21	6,967	
	5	Srinivasaraju Vuppalapati	Bharatiya Janata Party	3,132	14	3,146	
	6	Nandeti Vijaya Prem Kumar	Bahujan Samaj Party	1,574	1	1,575	
	7	Arza Panduranga Rao	Independent	1,284	0	1,284	
	8	Mukharji Bellapu	Pyramid Party of India	1,128	0	1,128	
	9	Boddu Balavardhi Raju	Independent	840	0	840	
	10	Dendukuri Konda Raju	Independent	516	0	516	
	11	Manne Mary Leela	Trilinga Praja Pragati Party	459	0	459	
			VALID VOTES	1,57,800	392	1,58,192	
			REJECTED VOTES			75	Total Electors
			TOTAL VOTES POLLED			1,58,267	2,23,822
		TENDERED VOTES			7		
200 Vijayawada East	1	Ravi Yalamanchili	Praja Rajyam Party	53,187	132	53,319	Declared Elected
	2	Devineni Rajasekhar (Nehru)	Indian National Congress	52,822	307	53,129	
	3	Gadde Ramamohan	Telugu Desam	52,004	270	52,274	
	4	Koneru Venkata Purna Basavesawara Rao	Lok Satta Party	7,742	52	7,794	
	5	Dr.Dasam Uma Maheswara Raju	Bharatiya Janata Party	1,785	3	1,788	
	6	Yenuga Christopher	Bahujan Samaj Party	1,477	0	1,477	
	7	Durga Prasad Polana	Pyramid Party of India	668	2	670	
	8	Saikrishna Aajad Pujula	Independent	554	0	554	
	9	Manda Venkata Ratnam Madiga	Trilinga Praja Pragati Party	522	1	523	
	10	Jakka Ravi Kumar	Independent	185	0	185	
	11	Vella Durga Prasad	Independent	167	0	167	
	12	Yalamanchili Satya Vara Prasad	Independent	137	0	137	
	13	Batchu Madhavi Krishna	Independent	89	0	89	
	14	Batchu Murali Krishna	Independent	81	0	81	
			VALID VOTES	1,71,420	767	1,72,187	
		REJECTED VOTES			46	Total Electors	
		TOTAL VOTES POLLED			1,72,233	2,50,832	
		TENDERED VOTES			15		
201 Mylavaram	1	Umamaheswara Rao Devineni	Telugu Desam	78,368	186	78,554	Declared Elected
	2	Appasani Sandeep	Indian National Congress	65,534	353	65,887	
	3	Laximi Anupama Chanumolu	Praja Rajyam Party	19,495	21	19,516	
	4	Parasa Ramaiah	Trilinga Praja Pragati Party	1,947	3	1,950	
	5	Venkatesh Jarpala	Lok Satta Party	1,715	11	1,726	
	6	Raghunadha Reddy Regalla	Bharatiya Janata Party	1,287	0	1,287	
	7	Subba Rao Mandava	Independent	1,124	0	1,124	
	8	Suryadevara Jhansi	Bahujan Samaj Party	612	0	612	
	9	Gangarapu Sambasiva Rao	Pyramid Party of India	408	0	408	
	10	Sunkara Krishna Murthy	Independent	382	0	382	
	11	Matangi Suvarna Raju	Independent	194	0	194	
	12	Puli Sangitha Rao	Independent	141	0	141	
	13	Bajineedu Venkataswamy	Independent	91	0	91	
			VALID VOTES	1,71,298	574	1,71,872	
		REJECTED VOTES			64	Total Electors	
		TOTAL VOTES POLLED			1,71,936	2,02,319	
		TENDERED VOTES			0		
202 Nandigama (SC)	1	Prabhakara Rao Tangirala	Telugu Desam	60,161	328	60,489	Declared Elected
	2	Parameswara Rao Velpula	Indian National Congress	54,946	372	55,318	
	3	Guruvindapalli Vara Prasada Rao	Praja Rajyam Party	16,759	30	16,789	
	4	Gangolu Syam	Bharatiya Janata Party	2,173	2	2,175	
	5	Papatla Stanley Rajendra Prasad	Bahujan Samaj Party	1,055	0	1,055	
	6	Nandru Sreeramamurthy	Lok Satta Party	945	19	964	
	7	Popuri Sangeetha Rao	Independent	609	3	612	
	8	Mallepaka Srinivasa Rao	Independent	579	0	579	
	9	Velagaleti Ramaiah	Independent	551	0	551	
	10	Badugu Kranti Kumar M.A, B.Ed.	Pyramid Party of India	327	1	328	
	11	Madugula Nagamma	Praja Party	305	0	305	
	12	Prattipati Suryam	Independent	124	0	124	
	13	Chanda John Babu	Independent	97	0	97	
	14	Kama Suresh Prem Chand	Independent	95	0	95	
	15	Kannekanti Sajjan Rao	Independent	80	0	80	
	16	Bondala Rama Krishna	Bharateeya Sadharma Samsthapana Party	68	0	68	
			VALID VOTES	1,38,874	755	1,39,629	
		REJECTED VOTES			68	Total Electors	
		TOTAL VOTES POLLED			1,39,697	1,70,965	
		TENDERED VOTES			5		

Assembly Constituency No. & Name	Sl. No.	Candidate Name	Party	Votes Counted from EVM	Postal Votes	Total Votes Polled	Results
203 Jaggayyapeta	1	Raja Gopal Sreeram	Telugu Desam	74,719	388	75,107	Declared Elected
	2	Udaya Bhanu Samineni	Indian National Congress	64,949	480	65,429	
	3	Kota Jaya Kishore	Praja Rajyam Party	2,050	1	2,051	
	4	Batchalakura Pushparaju	Bahujan Samaj Party	980	0	980	
	5	Venkata Ramana Sunkara	Independent	942	0	942	
	6	Nageswara Rao Yadav Pachipala	Bharatiya Janata Party	876	1	877	
	7	Rajivgandhi Pottapongu	Independent	524	0	524	
	8	Rama Krishna Vadegharu	Lok Satta Party	513	2	515	
	9	Suneel Kumar Pagidipalli	Independent	405	0	405	
	10	Adam Suraboina	Bharateeya Sadharma Samsthapana Party	402	0	402	
	11	Prabhakararao Kukkadapu	Independent	246	0	246	
	12	Velupala Vijay	Independent	166	0	166	
	13	Venkata Rama Rao Baddula	Pyramid Party of India	140	0	140	
	14	Prakasarao Mangalapalli	Independent	93	0	93	
	15	Jala China Nageswararao	Independent	78	0	78	
	16	Thummala Vijaya Ratna Kumar	Independent	76	0	76	
	17	Pathakoti Naga Raju	Rashtriya Krantikari Samajwadi Party	73	0	73	
	18	Ananda Rao Jama	Independent	67	0	67	
	19	Gattu Venkateswarlu	Independent	63	0	63	
			VALID VOTES	1,47,362	872	1,48,234	
		REJECTED VOTES			55	Total Electors	
		TOTAL VOTES POLLED			1,48,289	1,68,087	
		TENDERED VOTES			0		
204 Pedakurupadu	1	Kommalapati Sridhar	Telugu Desam	68,756	257	69,013	Declared Elected
	2	Noorjahan	Indian National Congress	58,918	217	59,135	
	3	Basu Linga Reddy	Praja Rajyam Party	14,750	10	14,760	
	4	Medara Adinarayana	Trilinga Praja Pragati Party	2,728	2	2,730	
	5	Nutalapati Hanumaiah	Independent	1,634	1	1,635	
	6	Jupudi Srinivasaro	Bahujan Samaj Party	1,374	1	1,375	
	7	Syed Azad	Bharatiya Janata Party	745	0	745	
	8	Veepuri Koteswara Rao	Independent	585	0	585	
	9	Nandipati Venkateswara Reddy	Lok Satta Party	514	2	516	
	10	Muddabathuni Vijaya Lakshmi	Pyramid Party of India	369	0	369	
	11	Kannedari Seshagiri Rao	Ajeya Bharat Party	135	0	135	
	12	Shaik Moulali	Bharateeya Sadharma Samsthapana Party	126	0	126	
	13	Chinnapreddy Venkateswara Reddy	Independent	125	0	125	
			VALID VOTES	1,50,759	490	1,51,249	
		REJECTED VOTES			13	Total Electors	
		TOTAL VOTES POLLED			1,51,262	1,82,485	
		TENDERED VOTES			0		
205 Tadikonda (SC)	1	Dokka Manikya Vara Prasada Rao	Indian National Congress	61,261	145	61,406	Declared Elected
	2	Sravan Kumar Tenali	Telugu Desam	57,723	63	57,786	
	3	Ravela Santhi Jyothi	Praja Rajyam Party	15,986	15	16,001	
	4	Nanduri Venkateswarlu	Bharatiya Janata Party	1,065	1	1,066	
	5	Ekula Veeraiah	Lok Satta Party	1,052	4	1,056	
	6	Potluri Balaiah	Bahujan Samaj Party	945	0	945	
	7	Velupala Prabhu Bhushanam	Pyramid Party of India	597	0	597	
	8	Chalivendra Venkateswarlu	Trilinga Praja Pragati Party	238	0	238	
	9	Lingala Nageswara Rao	Praja Party	234	0	234	
			VALID VOTES	1,39,101	228	1,39,329	
		REJECTED VOTES			195	Total Electors	
		TOTAL VOTES POLLED			1,39,524	1,65,283	
		TENDERED VOTES			0		
206 Mangalagiri	1	Kamala Kandru	Indian National Congress	52,400	185	52,585	Declared Elected
	2	Tammisetty Janaki Devi	Praja Rajyam Party	39,754	69	39,823	
	3	Dontireddy Srinivasa Kumari	Communist Party of India (Marxist)	25,424	101	25,525	
	4	Muppalla Nageswararao	Communist Party of India	25,126	32	25,158	
	5	Mallavarapu Nagaiah Madiga	Trilinga Praja Pragati Party	7,592	26	7,618	
	6	Ambati Madhu Mohana Krishna	Lok Satta Party	3,306	19	3,325	
	7	Munagapati Venkateswara Rao	Bharatiya Janata Party	2,586	6	2,592	
	8	Kantheti Lord Welsley	Independent	1,332	0	1,332	
	9	Duru Vijaya Kumar	Bahujan Samaj Party	1,187	0	1,187	
	10	Akurathi Sankararao	Pyramid Party of India	973	0	973	
	11	Munagala Venkata Sadasiva Rao	Independent	360	0	360	
	12	Konda Siva Reddy	Independent	348	0	348	
	13	Peddanna Vudatha	Independent	228	0	228	
	14	Mattukoyya Chakravarthi	Independent	199	1	200	
	15	Mandapati Prasad	Independent	179	0	179	
	16	Kattepogu Nageswara Rao	Independent	172	0	172	
		VALID VOTES	1,61,166	439	1,61,605		
		REJECTED VOTES			193	Total Electors	
		TOTAL VOTES POLLED			1,61,798	2,00,861	
		TENDERED VOTES			0		

Assembly Constituency No. & Name	Sl. No.	Candidate Name	Party	Votes Counted from EVM	Postal Votes	Total Votes Polled	Results
207 Ponnur	1	Dhulipalla Narendrakumar	Telugu Desam	60,796	212	61,008	Declared Elected
	2	Marupudi Leeladhar Rao	Indian National Congress	58,508	332	58,840	
	3	Talla Venkateswararao Yadav	Praja Rajyam Party	30,247	70	30,317	
	4	Yerriboyina Gangadhararao	Bharatiya Janata Party	1,959	1	1,960	
	5	Mallela Prasadarao	Bahujan Samaj Party	1,678	0	1,678	
	6	Somarouthu Veera Sekhararao	Lok Satta Party	1,227	7	1,234	
	7	Bulla Ratnaraju	Trilinga Praja Pragati Party	1,002	1	1,003	
	8	Doppalapudi Surendrababu	Pyramid Party of India	598	0	598	
	9	Gaddipati Leelavathi	Independent	484	0	484	
	10	Siva Prasad Mallagorla	Independent	392	0	392	
	11	Pamulapati Saikrishna	Independent	365	0	365	
	12	Nalukurthi Wilson Babu	Independent	230	0	230	
	13	Akkidasu Josef	Independent	111	0	111	
	14	Nallapu Augasteen	Independent	107	0	107	
	15	Gaddipati Durgaprasad	Independent	98	0	98	
			VALID VOTES	1,57,802	623	1,58,425	
			REJECTED VOTES			25	Total Electors
		TOTAL VOTES POLLED			1,58,450	1,95,465	
		TENDERED VOTES			0		
208 Vemuru (SC)	1	Ananda Babu Nakka	Telugu Desam	55,049	119	55,168	Declared Elected
	2	Merugu Nagarjuna	Indian National Congress	52,641	297	52,938	
	3	Kathi Padma Rao	Praja Rajyam Party	23,300	56	23,356	
	4	Anoop Eपुरi	Independent	8,610	15	8,625	
	5	Bontha Praveen Das	Lok Satta Party	1,271	17	1,288	
	6	Kumar Kattepogu	Pyramid Party of India	1,127	1	1,128	
	7	Dileep Raja Donepudi	Independent	1,049	1	1,050	
	8	Manda Janardhana Rao	Bharatiya Janata Party	959	7	966	
	9	Kuchipudi Santhi Kiran	Bahujan Samaj Party	738	0	738	
	10	Guruvinapalli Anitha Rani	Independent	270	0	270	
	11	Gadelavarthi Prabhakara Rao	Independent	175	2	177	
			VALID VOTES	1,45,189	515	1,45,704	
			REJECTED VOTES			6	Total Electors
		TOTAL VOTES POLLED			1,45,710	1,77,633	
		TENDERED VOTES			1		
209 Repalle	1	Mopidevi Venkata Ramanarao	Indian National Congress	64,221	458	64,679	Declared Elected
	2	Anagani Satya Prasad	Telugu Desam	58,302	432	58,734	
	3	Dr.Evuru Ganesh	Praja Rajyam Party	26,473	43	26,516	
	4	Vadlamudi Ramesh	Bharatiya Janata Party	1,341	12	1,353	
	5	Daram Sambasiva Rao	Bahujan Samaj Party	1,173	0	1,173	
	6	Srinivasa Rao Kopanathi	Independent	883	0	883	
	7	Chilaka Tatababu	Trilinga Praja Pragati Party	759	0	759	
	8	Neela Venkateswarlu	Independent	580	0	580	
	9	Namburu Badarinath	Pyramid Party of India	575	0	575	
	10	Tummala Satyanarayana Choudary	Lok Satta Party	566	2	568	
	11	Somarouthu Venkata Subbarao	Independent	418	0	418	
	12	Peeta Bhaskara Rao	Praja Shanthi Party	206	0	206	
	13	Kona Srinivasa Rao	Independent	197	0	197	
	14	Borra Kasi Viswanadha Reddy	Bharateeya Sadharma Samsthapana Party	181	0	181	
	15	Dova Ramesh	Jai Maha Bharath Party	158	0	158	
	16	Dileep Raja Donepudi	Independent	156	1	157	
	17	Katikala Vijayendra	Independent	127	0	127	
	18	Cherukuri Abraham	Independent	115	0	115	
			VALID VOTES	1,56,431	948	1,57,379	
		REJECTED VOTES			276	Total Electors	
		TOTAL VOTES POLLED			1,57,655	1,99,859	
		TENDERED VOTES			1		
210 Tenali	1	Nadendla Manohar	Indian National Congress	61,120	462	61,582	Declared Elected
	2	Rajendra Prasad Alapati	Telugu Desam	58,309	389	58,698	
	3	Venkata Rosaiah Kilari	Praja Rajyam Party	37,678	312	37,990	
	4	Bonthu Umamaheswara Reddy	Lok Satta Party	3,373	46	3,419	
	5	Raja Gopala Rao Tenali	Trilinga Praja Pragati Party	1,611	5	1,616	
	6	Adsumilli Sudhakar	Bharatiya Janata Party	934	7	941	
	7	Kanaparthi Aruna Rao	Bahujan Samaj Party	793	3	796	
	8	Chunduri Nagamallikarjuna Rao	Pyramid Party of India	494	2	496	
	9	Jairaju Nanduri	Independent	457	0	457	
	10	Lokeswara Rao Vejendla	Independent	426	0	426	
	11	Donepudi Sandeep Raja	Independent	372	0	372	
	12	Allam Babu Rao	Independent	367	0	367	
	13	Anumolu Jaya Kumar	Rajyadhikara Party	355	0	355	
	14	Thota Srinivasa Rao	Independent	248	0	248	
	15	Gorla Sri Lakshmi Yadav	Samajwadi Party	174	0	174	
	16	Nutalapati Suresh Babu	Independent	172	0	172	
	17	Katta Suseela	Independent	141	0	141	
	18	Ch. Kameswara Rao	Bharatiya Jan Shakti	134	0	134	
			VALID VOTES	1,67,158	1226	1,68,384	
		REJECTED VOTES			16	Total Electors	
		TOTAL VOTES POLLED			1,68,400	2,15,635	
		TENDERED VOTES			0		

Assembly Constituency No. & Name	Sl. No.	Candidate Name	Party	Votes Counted from EVM	Postal Votes	Total Votes Polled	Results
211 Bapatla	1	Gade Venkata Reddy	Indian National Congress	37,370	86	37,456	Declared Elected
	2	Chirala Govardhana Reddy	Telugu Desam	36,021	72	36,093	
	3	Kona Raghupathi	Independent	26,511	107	26,618	
	4	Uggirala Seetaramulu @ Seetaramaiah	Praja Rajyam Party	15,812	99	15,911	
	5	Cherukuri Subba Rao	Lok Satta Party	2,213	6	2,219	
	6	Kandru Prasada Rao	Independent	1,105	0	1,105	
	7	Lakshmpathi Sastry R.	Bharatiya Janata Party	881	2	883	
	8	Devarakonda Rajeswara Rao	Pyramid Party of India	643	0	643	
	9	Nagoor Basha Shaik	Independent	560	0	560	
	10	Albert Bennoy	Bahujan Samaj Party	524	1	525	
	11	Bhaskara Reddy Asodi	Independent	376	0	376	
	12	Kamal Kumar Billa	Independent	201	0	201	
	13	Pitla Srinivasa Reddy	Independent	181	0	181	
			VALID VOTES	1,22,398	373	1,22,771	
			REJECTED VOTES			364	Total Electors
		TOTAL VOTES POLLED			1,23,135	1,61,981	
		TENDERED VOTES			2		
212 Prathipadu (SC)	1	Sucharitha Mekathoti	Indian National Congress	66,185	139	66,324	Declared Elected
	2	Kandukuri Veeraiah	Telugu Desam	64,168	114	64,282	
	3	Korivi Vinaya Kumar	Praja Rajyam Party	33,868	21	33,889	
	4	Javvaji Srinivasa Rao	Bharatiya Janata Party	1,200	2	1,202	
	5	Kattepogu Rani	Pyramid Party of India	678	0	678	
	6	Vijayendra Kiran Jonnalagadda	Bahujan Samaj Party	659	0	659	
	7	Suseela Rao Naligala	Independent	439	0	439	
	8	Vijaya Kumari Katari	Independent	351	0	351	
	9	Nallapati Manga Rao	Bharatiya Jan Shakti	268	0	268	
	10	Manchala Joseph	Praja Party	147	0	147	
	11	Garnepudi Sudhakar	Independent	121	0	121	
	12	Manchala Bujji Babu	Independent	110	0	110	
	13	Kolakaluri Koteswara Rao	Independent	108	0	108	
	14	Kuchipudi Jaya Raj	Independent	91	0	91	
			VALID VOTES	1,68,393	276	1,68,669	
		REJECTED VOTES			227	Total Electors	
		TOTAL VOTES POLLED			1,68,896	2,07,396	
		TENDERED VOTES			0		
213 Guntur West	1	Kanna Lakshmi Narayana	Indian National Congress	43,995	681	44,676	Declared Elected
	2	Chukkapalli Ramesh	Telugu Desam	40,916	459	41,375	
	3	Tulasi Rama Chandra Prabhu	Praja Rajyam Party	33,713	291	34,004	
	4	Chivukula Sundara Paravathisam	Lok Satta Party	4,712	75	4,787	
	5	Jupudi Rangaraju	Bharatiya Janata Party	1,594	21	1,615	
	6	Syed Hassan Jeelani	Independent	881	0	881	
	7	Samuel Gangolu	Bahujan Samaj Party	362	4	366	
	8	Gudupudi Mallikharjuna Rao	Independent	316	0	316	
	9	U. V. Chakravarthi	Independent	294	0	294	
	10	Allu Venkata Reddy	Pyramid Party of India	217	4	221	
	11	Vejeandia Babu Rao	Independent	183	0	183	
	12	Chintaluru S. M. Prasadu	Independent	89	2	91	
	13	Dwaraka Bai Boddu	Independent	82	1	83	
	14	Venkaiah Lemati	Independent	82	0	82	
	15	Ravula Harithadevi	Independent	77	0	77	
	16	Nallaka Vijaya Raju	Independent	74	0	74	
	17	Mattupalli Ranga Rao	Independent	45	0	45	
		VALID VOTES	1,27,632	1538	1,29,170		
		REJECTED VOTES			287	Total Electors	
		TOTAL VOTES POLLED			1,29,457	1,96,858	
		TENDERED VOTES			0		
214 Guntur East	1	Shaik Mastan Vali	Indian National Congress	45,294	292	45,586	Declared Elected
	2	Shaik Showkath	Praja Rajyam Party	36,490	84	36,574	
	3	S. M. Ziauddin	Telugu Desam	29,857	69	29,926	
	4	Nerella Madhava Rao	Bharatiya Janata Party	2,304	3	2,307	
	5	Parisapogu Srinivasa Rao	Trilinga Praja Pragati Party	1,934	8	1,942	
	6	Mettu Lakshmi Narayana	Pyramid Party of India	571	0	571	
	7	Anjaneyulu Dara	Bahujan Samaj Party	429	0	429	
	8	Beeraka Trimurtulu	Rajyadhikara Party	257	1	258	
	9	Shaik Showkath Ali	Independent	232	4	236	
	10	Tirumalasetty Prabhavathi	Independent	201	0	201	
	11	Motupalli Veera Narasimha Rao	Independent	131	0	131	
	12	Shaik Chand Bhasha	Independent	126	1	127	
	13	Shaik Rabbani	Independent	115	0	115	
	14	Shaik Karimulla	Independent	98	0	98	
	15	Palakayala Uma Maheswara Rao	Independent	73	0	73	
		VALID VOTES	1,18,112	462	1,18,574		
		REJECTED VOTES			257	Total Electors	
		TOTAL VOTES POLLED			1,18,831	1,83,679	
		TENDERED VOTES			0		

Assembly Constituency No. & Name	Sl. No.	Candidate Name	Party	Votes Counted from EVM	Postal Votes	Total Votes Polled	Results
215 Chilakaluripet	1	Prathipati Pulla Rao	Telugu Desam	76,934	465	77,399	Declared Elected
	2	Marri Rajasekhar	Indian National Congress	57,207	379	57,586	
	3	Posani Krishna Murali	Praja Rajyam Party	14,186	15	14,201	
	4	Pathan Abdul Nabi	Bahujan Samaj Party	1,985	0	1,985	
	5	Madasu Bhanu Prasad	Lok Satta Party	1,045	8	1,053	
	6	Potru Poornachandrarao	Bharatiya Janata Party	704	1	705	
	7	Pamulapati Hari Babu	Pyramid Party of India	557	0	557	
	8	Shaik Mohammad Haneef	Independent	424	0	424	
	9	Dasaradharamaiah Gadipudi	Independent	215	0	215	
	10	Bandla Srinivasa Rao	Independent	188	0	188	
	11	Ponnam Ramanjaneyulu	Independent	157	0	157	
	12	Nakka Rama Rao	Independent	127	0	127	
	13	Pothuri Tulasi Das	Rajyadhikara Party	124	0	124	
	14	Ande Radha Krishna Murthy	Independent	84	0	84	
	15	Chundururi Loka Brahmaiah	Independent	59	0	59	
			VALID VOTES	1,53,996	868	1,54,864	
		REJECTED VOTES			55	Total Electors	
		TOTAL VOTES POLLED			1,54,919	1,89,173	
		TENDERED VOTES			3		
216 Narasaraopet	1	Kasu Venkata Krishna Reddy	Indian National Congress	58,469	519	58,988	Declared Elected
	2	Kodela Siva Prasada Rao	Telugu Desam	52,655	362	53,017	
	3	Kapalavai Vijaya Kumar	Praja Rajyam Party	17,220	126	17,346	
	4	Kandimalla Veeraiah	Bahujan Samaj Party	1,989	5	1,994	
	5	Raja Kasaiah	Independent	1,122	1	1,123	
	6	Katharu Venkateswara Rao Yadav	Bharatiya Janata Party	954	6	960	
	7	Gadipudi Narasimha Rao	Independent	503	1	504	
	8	Kalva China Samuel	Trilinga Praja Pragati Party	393	6	399	
	9	Eswaraiah Pakala	Ajeya Bharat Party	318	0	318	
	10	Boggaram Venkata Hanuman Laskhmi Satyanarayana Murthy	Independent	255	1	256	
	11	Nandyala Sudhakara Reddy	Independent	131	0	131	
	12	Ravilla Lakshminarayana	Bharateeya Sadharma Samsthapana Party	125	0	125	
	13	Pulimi Venkata Rami Reddy	Independent	114	0	114	
			VALID VOTES	1,34,248	1027	1,35,275	
		REJECTED VOTES			124	Total Electors	
		TOTAL VOTES POLLED			1,35,399	1,71,898	
		TENDERED VOTES			0		
217 Sattenapalle	1	Yarram Venkateswarareddy	Indian National Congress	61,734	215	61,949	Declared Elected
	2	Nimmakayala Rajanarayana	Telugu Desam	54,677	125	54,802	
	3	Byra Dileep Chakravarthi	Praja Rajyam Party	25,522	193	25,715	
	4	Dupati Charles Wesley	Bahujan Samaj Party	2,069	1	2,070	
	5	Abdul Raouf Shaik	Lok Satta Party	1,148	11	1,159	
	6	Nalabothu Venkateswarlu	Bharatiya Janata Party	882	2	884	
	7	Sanikommu Garata Reddy	Independent	701	0	701	
	8	Garikapati Ravi Kumar	Trilinga Praja Pragati Party	623	3	626	
	9	Syed Sajid Ali	Pyramid Party of India	409	0	409	
	10	Galabha Samba Siva Rao	Bharateeya Sadharma Samsthapana Party	311	0	311	
	11	Kunapareddy Rajendraprasad	Independent	297	0	297	
			VALID VOTES	1,48,373	550	1,48,923	
		REJECTED VOTES			19	Total Electors	
		TOTAL VOTES POLLED			1,48,942	1,90,005	
		TENDERED VOTES			0		
218 Vinukonda	1	Gonuguntla Venkata Seeta Rama Anjaneyulu	Telugu Desam	89,768	193	89,961	Declared Elected
	2	Narendranath Chebrolu	Indian National Congress	65,646	212	65,858	
	3	Bolla Brahmanaidu	Praja Rajyam Party	11,140	19	11,159	
	4	Nerella Raju	Bahujan Samaj Party	2,595	0	2,595	
	5	Srinivasa Reddy Gayam	Independent	1,250	0	1,250	
	6	Jujjuri Irama Murthy	Lok Satta Party	917	4	921	
	7	S. G. Mastan Vali	Pyramid Party of India	539	0	539	
	8	M. Venkata Apparao	Independent	308	0	308	
	9	Boyapati Veeraiah	Independent	192	0	192	
	10	Karra Yallamanda	Independent	179	0	179	
	11	Chappidi Srinivasa Rao	Independent	136	0	136	
	12	Abburu Harinath	Independent	134	0	134	
	13	Chekuri Seshagiri Rao	Independent	110	0	110	
			VALID VOTES	1,72,914	428	1,73,342	
		REJECTED VOTES			311	Total Electors	
		TOTAL VOTES POLLED			1,73,653	2,12,950	
		TENDERED VOTES			0		

Assembly Constituency No. & Name	Sl. No.	Candidate Name	Party	Votes Counted from EVM	Postal Votes	Total Votes Polled	Results
219 Gurajala	1	Yarapathineni Srinivasa Rao	Telugu Desam	72,068	182	72,250	Declared Elected
	2	Ala Venkateswarlu	Indian National Congress	61,873	356	62,229	
	3	Gurram Gopi Sridhar Reddy	Praja Rajyam Party	24,552	11	24,563	
	4	Mutyam Perireddy	Bharatiya Janata Party	1,430	1	1,431	
	5	Vinjamuri Ananatha Krishna	Lok Satta Party	1,105	2	1,107	
	6	Vemula Koti Reddy	Independent	918	0	918	
	7	Samba Siva Rao Reddy	Bahujan Samaj Party	896	2	898	
	8	Goda Anka Rao	Independent	526	0	526	
	9	Mathangi Satyanandam	Independent	413	0	413	
	10	Ravula Galaiah	Independent	400	0	400	
	11	Pathala Varadaiah	Independent	342	0	342	
	12	Kanchapu Durga Rao	Rajyadhikara Party	235	0	235	
	13	Chilaka Ijaiah	Independent	207	0	207	
	14	Polu Venkata Reddy	Independent	141	0	141	
	15	Gande Obayya	Independent	130	0	130	
			VALID VOTES	1,65,236	554	1,65,790	
			REJECTED VOTES			59	Total Electors
		TOTAL VOTES POLLED			1,65,849	2,12,059	
		TENDERED VOTES			0		
220 Macherla	1	Rama Krishna Reddy Pinnelli	Indian National Congress	66,659	294	66,953	Declared Elected
	2	Julakanti Brahmanandareddy	Telugu Desam	56,968	200	57,168	
	3	Maganti Sudhakar	Praja Rajyam Party	16,368	18	16,386	
	4	Mandava Ravi	Lok Satta Party	3,066	24	3,090	
	5	Aleti Malliah	Bahujan Samaj Party	2,098	0	2,098	
	6	Manukonda Narasimha Sambireddy	Independent	1,001	0	1,001	
	7	Challa Satyanarayana	Bharatiya Janata Party	975	2	977	
	8	Macherla Daniyelu	Independent	628	0	628	
	9	Enumula Muralidhara Reddy	Independent	479	0	479	
	10	Rajaboina Madhusudanarao	Independent	440	0	440	
	11	Julakanti Peda Veera Reddy	Independent	374	0	374	
	12	Brunga Ramanarao	Independent	374	0	374	
	13	Ramisetty Narendra Babu	Independent	323	0	323	
	14	Pola Krishna Murthy	Independent	267	0	267	
	15	Yaganti Mallikharjuna Rao	Independent	232	0	232	
	16	Piratla Anjaneya Sastry	Independent	227	0	227	
	17	Sanikommu Pullareddy	Independent	220	0	220	
	18	Degala Eleesha	Independent	192	0	192	
	19	Panguluri Anjaiah	Independent	166	0	166	
	20	Kamineni Sriramulu	Independent	164	0	164	
	21	Jayaramaiah Vattikonda	Independent	160	0	160	
	22	Vattem Narasimha Rao	Independent	132	0	132	
			VALID VOTES	1,51,513	538	1,52,051	
			REJECTED VOTES			6	Total Electors
		TOTAL VOTES POLLED			1,52,057	2,01,861	
		TENDERED VOTES			3		
221 Yerragondapalem (SC)	1	Audimulapu Suresh	Indian National Congress	66,728	312	67,040	Declared Elected
	2	David Raju Palaparathi	Telugu Desam	53,601	245	53,846	
	3	Nandigam Jesi Babu	Praja Rajyam Party	6,107	13	6,120	
	4	Yenibera Ramesh	Bahujan Samaj Party	2,491	1	2,492	
	5	Manjula Chinige	Bharatiya Janata Party	983	0	983	
	6	Raju Banka	Independent	663	0	663	
	7	Jaya Prakash Thammedpalli	Lok Satta Party	556	6	562	
	8	Yaddanapudi Pedda Guravaiah	Independent	359	0	359	
	9	Pilli Chennakesavulu	Independent	355	0	355	
	10	Israel Chilaka	Independent	326	0	326	
	11	Parisapogu Ijaiah	Independent	309	0	309	
	12	Devarakonda Madhu	Independent	249	0	249	
	13	Ch. Chakravarthi	Independent	209	0	209	
	14	Nagaiah Uppalapati	Independent	202	0	202	
	15	Jalli Chakravarthy	Independent	159	0	159	
			VALID VOTES	1,33,297	577	1,33,874	
			REJECTED VOTES			81	Total Electors
		TOTAL VOTES POLLED			1,33,955	1,80,754	
		TENDERED VOTES			0		

Assembly Constituency No. & Name	Sl. No.	Candidate Name	Party	Votes Counted from EVM	Postal Votes	Total Votes Polled	Results
222 Darsi	1	Buchepalli Siva Prasada Reddy	Indian National Congress	65,960	458	66,418	Declared Elected
	2	Mannam Venkata Ramana Rao	Telugu Desam	52,721	307	53,028	
	3	Maddisetty Venugopal	Praja Rajyam Party	27,030	191	27,221	
	4	Boddu Koti Reddy	Bharatiya Janata Party	2,397	3	2,400	
	5	Manchineni Srinivasa Rao	Lok Satta Party	1,295	2	1,297	
	6	Potturi Subramanyam	Pyramid Party of India	805	0	805	
	7	Syed Mahaboob Saheb	Independent	777	0	777	
	8	Darnasi Peddaiah	Bahujan Samaj Party	637	1	638	
	9	Andam China Satyanarayana	Independent	356	0	356	
	10	Tenali Ravi Babu	Independent	327	0	327	
	11	Pilli China Koteswara Rao	Independent	326	0	326	
	12	K. B. Seshu	Independent	306	0	306	
	13	Narapusetty Hanumantha Rao	Independent	254	0	254	
	14	Eduro Narasimha Reddy	Independent	228	0	228	
	15	Anjaneyulu Kanta	Independent	208	0	208	
			VALID VOTES	1,53,627	962	1,54,589	
			REJECTED VOTES			45	Total Electors
		TOTAL VOTES POLLED			1,54,634	1,78,980	
		TENDERED VOTES			0		
223 Parchur	1	Daggubati Venkateshwara Rao	Indian National Congress	73,384	307	73,691	Declared Elected
	2	Gottipati Narasimha Rao	Telugu Desam	70,458	273	70,731	
	3	Sandu Purnachandrarao	Praja Rajyam Party	19,011	45	19,056	
	4	P. Peddanna	Lok Satta Party	2,009	31	2,040	
	5	Maddala Subbisetty	Bharatiya Janata Party	1,430	1	1,431	
	6	Koppolu Ratnakumar	Bahujan Samaj Party	767	1	768	
	7	Vishweswara Rao Gollapudi	Independent	711	0	711	
	8	Maddineni Adinarayana	Pyramid Party of India	703	1	704	
	9	Jandrajupalli Subbarao	Independent	376	0	376	
	10	Rameshbabu Alokam	Bharateeya Sadharma Samsthapana Party	314	0	314	
			VALID VOTES	1,69,163	659	1,69,822	
			REJECTED VOTES			335	Total Electors
		TOTAL VOTES POLLED			1,70,157	2,14,194	
		TENDERED VOTES			1		
224 Addanki	1	Gottipati Ravi Kumar	Indian National Congress	85,568	467	86,035	Declared Elected
	2	Karanam Bala Rama Krishna Murthy	Telugu Desam	69,794	477	70,271	
	3	Kotapothula Jwala Rao	Praja Rajyam Party	11,214	22	11,236	
	4	Chirumamilla Veeranjanyulu	Bharatiya Janata Party	1,677	0	1,677	
	5	Buraga Ramaiah	Bahujan Samaj Party	1,387	0	1,387	
	6	Sambasivarao Yarra	Lok Satta Party	930	16	946	
	7	Sriram Bethamsetty	Pyramid Party of India	711	0	711	
	8	Maruthi Babu Gottipati	Independent	450	0	450	
	9	Brahmaiah Garimidi	Independent	250	0	250	
	10	Gadipudi Srinivasa Babu	Independent	198	0	198	
	11	Thangirala Raja Rao	Independent	178	0	178	
	12	Gaddam Venkata Reddy	Independent	152	0	152	
			VALID VOTES	1,72,509	982	1,73,491	
			REJECTED VOTES			57	Total Electors
		TOTAL VOTES POLLED			1,73,548	2,04,732	
		TENDERED VOTES			1		
225 Chirala	1	Amanchi Krishna Mohan	Indian National Congress	56,162	438	56,600	Declared Elected
	2	Janjanam Srinivasa Rao	Telugu Desam	44,969	345	45,314	
	3	Paleti Rama Rao	Praja Rajyam Party	21,458	24	21,482	
	4	Krupavardhan Rao Katta	Lok Satta Party	2,102	12	2,114	
	5	Salagala Devadanam	Bahujan Samaj Party	1,071	1	1,072	
	6	Ramabrahman Pallapolu	Bharatiya Janata Party	1,004	0	1,004	
	7	Vema Audiseshu	Pyramid Party of India	692	0	692	
	8	Vetapalem Gajendra Rao	Independent	367	0	367	
	9	Vutukuri Rathaiah	Independent	224	0	224	
	10	P. V. Narasimha Rao	Independent	171	0	171	
	11	Achukolu Venkayamma	Independent	165	0	165	
	12	Kota Venkateswara Rao Yakkala	Independent	137	0	137	
	13	Devarapalli Ranga Rao	Independent	135	0	135	
	14	Devamani Yepuri	Independent	131	0	131	
	15	Badarinarayana Vutukuri	Independent	129	0	129	
			VALID VOTES	1,28,917	820	1,29,737	
			REJECTED VOTES			37	Total Electors
		TOTAL VOTES POLLED			1,29,774	1,63,795	
		TENDERED VOTES			0		

Assembly Constituency No. & Name	Sl. No.	Candidate Name	Party	Votes Counted from EVM	Postal Votes	Total Votes Polled	Results
226 Santhanuthalapadu (SC)	1	B. N. Vijaya Kumar	Indian National Congress	63,452	317	63,769	Declared Elected
	2	Anjaiah Jala	Communist Party of India (Marxist)	53,976	262	54,238	
	3	Kommuri Kanakarao	Praja Rajyam Party	19,102	27	19,129	
	4	Ramu Varikuti	Lok Satta Party	2,185	15	2,200	
	5	Nannepogu Subbarao	Bharatiya Janata Party	1,452	0	1,452	
	6	Kasukurti Polaiah	Pyramid Party of India	1,442	1	1,443	
	7	Jagannadham Sangeetharao	Bahujan Samaj Party	1,178	0	1,178	
	8	Subbarao Golla	Independent	413	0	413	
	9	Ubba Venkateswarlu	Independent	291	0	291	
	10	Kuchipudi Suresh	Independent	249	0	249	
	11	Jagannadham Kotilingam	Independent	229	0	229	
	12	K. P. S. Ratna Raju	Independent	222	0	222	
	13	Gummadi Raju	Independent	182	0	182	
	14	Korsapati Santhaiah	Independent	176	0	176	
			VALID VOTES	1,44,549	622	1,45,171	
			REJECTED VOTES			109	Total Electors
			TOTAL VOTES POLLED			1,45,280	1,99,413
		TENDERED VOTES			8		
227 Ongole	1	Balineni Srinivasa Reddy (Vasu)	Indian National Congress	66,293	921	67,214	Declared Elected
	2	Edara Hari Babu	Telugu Desam	43,816	412	44,228	
	3	Anand Parvathareddy	Praja Rajyam Party	33,247	469	33,716	
	4	Allu Siva Ramesh Reddy	Lok Satta Party	3,544	13	3,557	
	5	Pidaparthy Madhusudhana Reddy	Independent	1,362	0	1,362	
	6	Dara Sambaiah	Bahujan Samaj Party	851	2	853	
	7	K.V.V.Satyanarayana	Independent	799	0	799	
	8	Chinna Yogaiah Yanam	Bharatiya Janata Party	778	1	779	
	9	Devarapalli Anjaneya Vara Prasada Reddy	Independent	658	0	658	
	10	Nagaboina Chalapathi Rao	Independent	476	0	476	
	11	Pogadtha China Chenchaiiah	Independent	378	0	378	
	12	Mareddy Veera Reddy	Independent	354	0	354	
	13	Eranki Jayaram	Pyramid Party of India	346	2	348	
	14	Dasari Sundaram	Independent	248	0	248	
	15	Shaik Salam	Independent	217	0	217	
	16	Saraswathibhotla Venkata Ramanaiah	Independent	212	0	212	
	17	Jajjara Kotaya	Independent	209	0	209	
	18	Muppavarapu Veeraiah Chowdary	Independent	196	0	196	
	19	Asodi Brahma Reddy	Independent	128	0	128	
	20	Katragadda Raghupathi Rao	Independent	126	0	126	
	21	Medikonda Mohana Rao	Rashtriya Krantikari Samajwadi Party	118	0	118	
	22	Koteswararao Sudanagunta	Independent	101	0	101	
	23	Tummalapenta Rama Rao	Independent	89	0	89	
	24	Edara Chandra Mouli	Independent	80	1	81	
	25	Telagalapudi Aseervadam	Independent	76	0	76	
			VALID VOTES	1,54,702	1821	1,56,523	
			REJECTED VOTES			7	Total Electors
		TOTAL VOTES POLLED			1,56,530	2,34,265	
		TENDERED VOTES			2		
228 Kandukur	1	Maheedhar Reddy Manugunta	Indian National Congress	73,957	596	74,553	Declared Elected
	2	Divi Siva Ram	Telugu Desam	69,779	531	70,310	
	3	Vallepu Raghavulu	Praja Rajyam Party	5,873	12	5,885	
	4	Upputuri Venkaiah	Pyramid Party of India	1,051	1	1,052	
	5	Chimmiri Koteswara Rao	Lok Satta Party	708	5	713	
	6	Atchutha Malakondaiah	Bharatiya Janata Party	533	0	533	
	7	Kannedari Nagabhushanam	Bahujan Samaj Party	448	4	452	
	8	Vallepu Ankaiah	Independent	398	0	398	
	9	Koteswara Rao Daggumati	Independent	232	0	232	
	10	Navuluri Srinu	Independent	201	0	201	
	11	Kondapanaidu Upputuri	Independent	165	0	165	
	12	Sreenivasulu Dara	Bharateeya Sadharma Samsthapana Party	119	0	119	
			VALID VOTES	1,53,464	1149	1,54,613	
			REJECTED VOTES			72	Total Electors
		TOTAL VOTES POLLED			1,54,685	1,85,120	
		TENDERED VOTES			0		

Assembly Constituency No. & Name	Sl. No.	Candidate Name	Party	Votes Counted from EVM	Postal Votes	Total Votes Polled	Results
229 Kondapi (SC)	1	Gurrula Venkateshesu	Indian National Congress	71,760	315	72,075	Declared Elected
	2	Sree Bala Veeranjaneya Swami Dola	Telugu Desam	66,563	348	66,911	
	3	Sujatha Gangada	Praja Rajyam Party	9,186	10	9,196	
	4	Badugu Indira	Bahujan Samaj Party	1,823	1	1,824	
	5	Gundabathina Madhava Rao	Lok Satta Party	1,148	7	1,155	
	6	Karatapu Raju	Bharatiya Janata Party	833	0	833	
	7	Thirupathi Nirmala	Independent	669	0	669	
	8	Venkateswarlu Yanamadini	Independent	330	0	330	
	9	Menda Koteswara Rao	Pyramid Party of India	328	1	329	
	10	Angalakurthy Prasad	Independent	322	0	322	
	11	Katta Babu Rao	Janata Dal (United)	275	0	275	
	12	Parre Lakshminarayana	Independent	241	0	241	
	13	Devarapalli Venkata Seshagiri Rao	Independent	208	0	208	
	14	Kasukurthi Srinu	Independent	176	0	176	
	15	Narayana Cheedarla	Independent	159	0	159	
	16	Addanki Hari Prasada Rao	Independent	111	0	111	
			VALID VOTES	1,54,132	682	1,54,814	
		REJECTED VOTES			4	Total Electors	
		TOTAL VOTES POLLED			1,54,818	2,01,898	
		TENDERED VOTES			3		
230 Markapuram	1	Kandula Narayana Reddy	Telugu Desam	69,356	388	69,744	Declared Elected
	2	Kunduru Pedda Konda Reddy	Indian National Congress	60,164	526	60,690	
	3	Javed Hussain Baig Mirja	Praja Rajyam Party	6,081	27	6,108	
	4	Tadi Dhanalakshmi	Bharatiya Janata Party	1,930	4	1,934	
	5	Chittem Venkata Reddy	Lok Satta Party	937	14	951	
	6	Thoufic Ali Shaik	Independent	775	0	775	
	7	Sandrapati Prasad	Bahujan Samaj Party	536	4	540	
	8	Syed Abdul Rawoof	Independent	330	0	330	
	9	Satharajupalli Chandra Sekhar	Independent	238	0	238	
	10	Pilli Anjaiah	Independent	215	0	215	
	11	Yeruva Nagarjuna Reddy	Independent	204	0	204	
	12	Pabbishetty Rama Rao alias Ramu	Pyramid Party of India	193	0	193	
	13	Kandula Venugopala Reddy	Independent	182	0	182	
	14	Thatireddy Srinivasa Reddy	Independent	179	0	179	
	15	Akula Chennaiah	Independent	132	0	132	
	16	Nagisetty Venkateswarlu	Great India Party	130	0	130	
			VALID VOTES	1,41,582	963	1,42,545	
		REJECTED VOTES			70	Total Electors	
		TOTAL VOTES POLLED			1,42,615	1,85,743	
		TENDERED VOTES			0		
231 Giddalur	1	Anna Rambabu	Praja Rajyam Party	54,823	750	55,573	Declared Elected
	2	Bhiraboina Chandrasekhar	Indian National Congress	47,728	299	48,027	
	3	Linga Reddy Chegireddy	Telugu Desam	33,637	460	34,097	
	4	Rajeswara Rao Gangiseti	Rashtriya Janata Dal	1,958	0	1,958	
	5	Rajasekhar Raju Modampuri	Pyramid Party of India	1,347	3	1,350	
	6	Balaranga Reddy Muthumula	Lok Satta Party	1,168	4	1,172	
	7	Ankala Venkata Siva Prasadu Dintakurthy	Bharateeya Sadharma Samsthapana Party	1,087	0	1,087	
	8	Divakar Thotakuri	Bahujan Samaj Party	916	0	916	
	9	Kondaiah Suddula (Addala)	Bharatiya Janata Party	793	4	797	
	10	Satyanarayana Thummalapalli	Independent	637	0	637	
	11	Mynuddin S. A. K.	Independent	618	0	618	
	12	Dakala Pullaiah	Independent	443	0	443	
	13	Siva Narayana Reddy Yeruva	Independent	411	1	412	
	14	Venkatya Subbareddy Battula	Independent	344	0	344	
	15	Venkateswarlu Nagi	Rashtriya Krantikari Samajwadi Party	316	0	316	
	16	Izaiah Itta	Independent	283	0	283	
			VALID VOTES	1,46,509	1521	1,48,030	
		REJECTED VOTES			352	Total Electors	
		TOTAL VOTES POLLED			1,48,382	1,99,046	
		TENDERED VOTES			0		

Assembly Constituency No. & Name	Sl. No.	Candidate Name	Party	Votes Counted from EVM	Postal Votes	Total Votes Polled	Results
232 Kanigiri	1	Ugra Narasimha Reddy Mukku	Indian National Congress	59,618	543	60,161	Declared Elected
	2	Sunkari Madhu Sudhana Rao	Independent	56,860	366	57,226	
	3	Uma Maheswari Maddeboina	Praja Rajyam Party	4,565	13	4,578	
	4	Paluri Venkata Ramana Reddy	Lok Satta Party	2,634	6	2,640	
	5	Ongole Chitti Babu	Bahujan Samaj Party	1,443	1	1,444	
	6	Palakollu Venkateswara Reddy	Independent	1,205	0	1,205	
	7	Mukku Venkata Reddy	Bharatiya Janata Party	1,096	1	1,097	
	8	Chidella Venu Gopal	Pyramid Party of India	717	0	717	
	9	Sanikommu Rama Raghava Reddy	Independent	573	0	573	
	10	Mule Bali Reddy	Independent	332	0	332	
	11	Shaik Jemsheer Ahamad	Independent	299	0	299	
	12	Jonnalagadda Sriramulu	Independent	277	0	277	
	13	Potu Babul Reddy	Independent	240	0	240	
	14	Rachamalla Srinivasa Reddy	Independent	216	0	216	
	15	Pothala Ramesh	Independent	166	0	166	
	16	Malineni Narasaiah	Independent	155	0	155	
			VALID VOTES	1,30,396	930	1,31,326	
		REJECTED VOTES			267	Total Electors	
		TOTAL VOTES POLLED			1,31,593	1,94,872	
		TENDERED VOTES			0		
233 Kavali	1	Beeda Masthan Rao	Telugu Desam	68,831	388	69,219	Declared Elected
	2	Katam Reddy Vishnuvardhan Reddy	Indian National Congress	49,926	266	50,192	
	3	Ramireddy Pratap Kumar Reddy	Praja Rajyam Party	27,330	22	27,352	
	4	Kandukuri Venkata Satyanarayana	Bharatiya Janata Party	3,306	8	3,314	
	5	Ramireddy Krishna Reddy	Bahujan Samaj Party	1,133	0	1,133	
	6	Chevuru Prasad	Independent	1,098	10	1,108	
	7	Katamareddy Malakonda Reddy	Pyramid Party of India	866	0	866	
	8	K. Siva Kumar Reddy	Independent	716	0	716	
	9	Mutluru Venkata Subbaiah	Independent	415	0	415	
	10	B. Venkata Subbamma	Independent	375	0	375	
			VALID VOTES	1,53,996	694	1,54,690	
		REJECTED VOTES			105	Total Electors	
		TOTAL VOTES POLLED			1,54,795	2,18,392	
		TENDERED VOTES			8		
234 Atmakur	1	Anam Rama Narayana Reddy	Indian National Congress	76,071	836	76,907	Declared Elected
	2	Kommi Lakshmaiah Naidu	Telugu Desam	57,761	502	58,263	
	3	Khajavali Shaik	Praja Rajyam Party	8,762	10	8,772	
	4	Chennupalli Ramakrishnaiah	Bahujan Samaj Party	1,602	2	1,604	
	5	Shaik Basha	Independent	713	0	713	
	6	Ramadevi Sirivella	Pyramid Party of India	617	1	618	
	7	Pemmasani Prabhakar Naidu	Independent	352	0	352	
	8	Kilari Chandra Mouli	Independent	299	0	299	
	9	Pidikiti Venkata Subbaiah	Independent	221	0	221	
	10	Devarapalli Venu Gopal Reddy	Independent	201	1	202	
	11	Gundala Vijaya Bhaskar Reddy	Independent	186	0	186	
			VALID VOTES	1,46,785	1352	1,48,137	
		REJECTED VOTES			98	Total Electors	
		TOTAL VOTES POLLED			1,48,235	1,89,820	
		TENDERED VOTES			8		
235 Kovur	1	Nallapareddy Prasanna Kumar Reddy	Telugu Desam	72,770	442	73,212	Declared Elected
	2	Polamreddy Srinivasulu Reddy	Indian National Congress	65,404	364	65,768	
	3	Thupakula Munemma	Praja Rajyam Party	22,611	13	22,624	
	4	Mannepalli Nageswara Rao	Bahujan Samaj Party	1,614	0	1,614	
	5	Chenukula Sudhakar	Lok Satta Party	1,375	4	1,379	
	6	Tupakula Raghu	Independent	1,207	0	1,207	
	7	Tupakula Srinivasulu	Independent	893	0	893	
	8	Chinni Venkateswarlu	Pyramid Party of India	869	0	869	
	9	Talari Vijayamma	Independent	671	0	671	
	10	Manda Ravi	Trilinga Praja Pragati Party	390	0	390	
	11	Gubba Suresh	Independent	382	0	382	
			VALID VOTES	1,68,186	823	1,69,009	
		REJECTED VOTES			81	Total Electors	
		TOTAL VOTES POLLED			1,69,090	2,27,130	
		TENDERED VOTES			2		

Assembly Constituency No. & Name	Sl. No.	Candidate Name	Party	Votes Counted from EVM	Postal Votes	Total Votes Polled	Results	
236 Nellore City	1	Mungamuru Sridhar Krishna Reddy	Praja Rajyam Party	36,004	99	36,103	Declared Elected	
	2	Anil Kumar Poluboina	Indian National Congress	35,822	191	36,013		
	3	Tallapaka Ramesh Reddy	Telugu Desam	26,042	131	26,173		
	4	Manukonda Vijaya Lakshmi	Lok Satta Party	3,644	26	3,670		
	5	Vempuluri Bhaskar	Bharatiya Janata Party	1,945	5	1,950		
	6	Ziaul Haq Mohammed	Independent	853	0	853		
	7	Shaik Husnara Begum	Independent	427	0	427		
	8	Balasubramanya Sastri Ravuri	Pyramid Party of India	372	0	372		
	9	Tadakapalli Ravindra Babu	Bahujan Samaj Party	318	2	320		
	10	Chatla Narayana	Republican Party of India (A)	264	0	264		
	11	Rebba Papa Rao	Independent	148	0	148		
	12	Panditi Subbaiah	Trilinga Praja Pragati Party	96	0	96		
			VALID VOTES	1,05,935	454	1,06,389		
			REJECTED VOTES			68	Total Electors	
		TOTAL VOTES POLLED			1,06,457	1,99,788		
		TENDERED VOTES			19			
237 Nellore Rural	1	Anam Vivekananda Reddy	Indian National Congress	46,729	212	46,941	Declared Elected	
	2	Anam Venkata Ramana Reddy	Praja Rajyam Party	43,707	103	43,810		
	3	Bhanu Raju T. P.	Communist Party of India (Marxist)	23,052	91	23,143		
	4	M. K. Reddy	Lok Satta Party	3,441	19	3,460		
	5	Anjaneya Reddy Karnati	Bharatiya Janata Party	2,964	5	2,969		
	6	Yanamala Nageswara Rao Yadav	Bahujan Samaj Party	1,400	0	1,400		
	7	A. Geetha	Pyramid Party of India	925	0	925		
	8	Sarvepalli Suresh Kumar	Independent	568	0	568		
	9	Kalavakuru Rajasekhar Reddy	Independent	403	0	403		
	10	P. S. Sharma	Independent	247	0	247		
	11	Shameem Sk.	Bharatiya Jan Shakti	244	0	244		
			VALID VOTES	1,23,680	430	1,24,110		
			REJECTED VOTES			283	Total Electors	
			TOTAL VOTES POLLED			1,24,393	2,26,906	
		TENDERED VOTES			0			
238 Sarvepalli	1	Adala Prabhakara Reddy	Indian National Congress	73,595	165	73,760	Declared Elected	
	2	Chandra Mohan Reddy Somireddy	Telugu Desam	63,339	137	63,476		
	3	Venkata Sessa Reddy Chittooru	Praja Rajyam Party	11,547	6	11,553		
	4	Enamala Chengal Rao	Bahujan Samaj Party	1,895	0	1,895		
	5	Veerepalli Sreenivasulu Reddy	Bharatiya Janata Party	1,854	0	1,854		
	6	Sundaramireddy Konda	Independent	818	0	818		
	7	Enugu Prabhakar Reddy	Independent	781	0	781		
	8	Krishnapatnam Bhaskar	Lok Satta Party	710	2	712		
	9	Mallareddy Meda	Independent	335	0	335		
	10	Kakumani Prameela	Pyramid Party of India	312	0	312		
	11	Talari China Masthanaiah	Independent	277	0	277		
	12	Epuru Audisshaiah	Rajyadhikara Party	157	0	157		
			VALID VOTES	1,55,620	310	1,55,930		
			REJECTED VOTES			11	Total Electors	
		TOTAL VOTES POLLED			1,55,941	1,95,412		
		TENDERED VOTES			0			
239 Gudur (SC)	1	Durga Prasad Rao Balli	Telugu Desam	64,044	286	64,330	Declared Elected	
	2	Panabaka Krishnaiah	Indian National Congress	52,580	512	53,092		
	3	Babu Ravindra Manapati	Praja Rajyam Party	27,268	50	27,318		
	4	Ingilala Seenaiah	Bahujan Samaj Party	2,877	1	2,878		
	5	Kundurthi Venkata Krishnaiah	Lok Satta Party	2,683	27	2,710		
	6	Manda Krishnaiah	Independent	1,090	0	1,090		
	7	Mylari Amaravathamma	Pyramid Party of India	828	1	829		
	8	Bandi Srinivasulu	Independent	589	0	589		
			VALID VOTES	1,51,959	877	1,52,836		
			REJECTED VOTES			49	Total Electors	
			TOTAL VOTES POLLED			1,52,885	2,10,676	
			TENDERED VOTES			0		
	240 Sullurpeta (SC)	1	Dr.Parasa Venkata Rathnaiah	Telugu Desam	65,812	277	66,089	Declared Elected
		2	Vinnamala Saraswathi	Indian National Congress	60,363	359	60,722	
3		Garika Eswaramma	Praja Rajyam Party	24,786	46	24,832		
4		Udduru Ramachandraiah	Bahujan Samaj Party	3,558	1	3,559		
5		Pellakuru Kanchiraju	Lok Satta Party	1,712	34	1,746		
6		Degala Suryanarayana	Pyramid Party of India	1,002	0	1,002		
7		Panabaka China Gangaiah	Independent	876	0	876		
8		Chilakala Srinivasulu	Independent	671	0	671		
9		Orepalli Venkata Krishna Prasad	Independent	375	0	375		
			VALID VOTES	1,59,155	717	1,59,872		
			REJECTED VOTES			44	Total Electors	
			TOTAL VOTES POLLED			1,59,916	2,12,160	
			TENDERED VOTES			0		

Assembly Constituency No. & Name	Sl. No.	Candidate Name	Party	Votes Counted from EVM	Postal Votes	Total Votes Polled	Results
241 Venkatagiri	1	Kurugondla Rama Krishna	Telugu Desam	69,315	416	69,731	Declared Elected
	2	Nedurumalli Rajya Lakshmi	Indian National Congress	62,361	604	62,965	
	3	Meraga Murali Yadav	Praja Rajyam Party	19,929	41	19,970	
	4	Yerramreddy Venkata Anupkumar Reddy	Bharatiya Janata Party	1,898	0	1,898	
	5	Modiboyina Subramanyam	Lok Satta Party	1,505	15	1,520	
	6	Davala Venkataswamy	Independent	1,361	0	1,361	
	7	Palepu Masthnaiah	Bahujan Samaj Party	1,239	1	1,240	
	8	Desabhatla Venkata Sreedhar Babu	Pyramid Party of India	697	0	697	
	9	Katari Gopalu	Independent	469	0	469	
			VALID VOTES	1,58,774	1077	1,59,851	
			REJECTED VOTES			73	Total Electors
			TOTAL VOTES POLLED			1,59,924	2,08,348
		TENDERED VOTES			5		
242 Udayagiri	1	Mekapati Chandra Sekhar Reddy	Indian National Congress	68,828	524	69,352	Declared Elected
	2	Kambham Vijaya Rami Reddy	Telugu Desam	55,497	373	55,870	
	3	Sunkara Anjanadri	Praja Rajyam Party	14,483	29	14,512	
	4	Bijuvemula Venkata Subbareddy	Independent	1,827	0	1,827	
	5	Ankaiah Chowdari Makkena	Lok Satta Party	1,739	8	1,747	
	6	Krakuturi Pusupanjali	Bahujan Samaj Party	1,307	1	1,308	
	7	Singavarapu Venkateswara Reddy	Independent	586	0	586	
	8	Sirivella Malyadri	Pyramid Party of India	540	0	540	
	9	Vadlapalli Krishnaiah	Independent	516	0	516	
	10	Ramireddy Srinivasulu Reddy	Independent	388	0	388	
	11	Malepati Chenchunaidu	Samajwadi Party	326	0	326	
	12	Mallavarapu Krishnareddy	Independent	309	0	309	
	13	Annapureddy China Vengala Reddy	Independent	286	0	286	
	14	Maturi Subbarao	Independent	240	0	240	
			VALID VOTES	1,46,872	935	1,47,807	
		REJECTED VOTES			76	Total Electors	
		TOTAL VOTES POLLED			1,47,883	2,03,782	
		TENDERED VOTES			0		
243 Badvel (SC)	1	Kamamma P. M.	Indian National Congress	77,884	602	78,486	Declared Elected
	2	Chennaiah Lakkineni	Telugu Desam	41,580	312	41,892	
	3	Singamala Venkateswarlu	Praja Rajyam Party	9,557	17	9,574	
	4	Vanam Narasimhulu	Bharatiya Janata Party	1,411	4	1,415	
	5	Seelam Rajesh	Independent	1,075	4	1,079	
	6	Ratnamaiah .R	Praja Party	881	0	881	
	7	J. Kamala Prabhas	Rashtriya Krantikari Samajwadi Party	509	0	509	
	8	Banka Ranganayakulu	Independent	357	0	357	
	9	Banka Chinna Veeraiah	Independent	348	0	348	
	10	T.C.Chennaiah	Independent	242	0	242	
	11	Nagipogu Chinna	Independent	178	0	178	
	12	Nagipogu Jayanna	Independent	172	0	172	
			VALID VOTES	1,34,194	939	1,35,133	
			REJECTED VOTES			31	Total Electors
		TOTAL VOTES POLLED			1,35,164	1,84,931	
		TENDERED VOTES			0		
244 Rajampet	1	Amaranath Reddy Akepati	Indian National Congress	59,962	435	60,397	Declared Elected
	2	Madan Mohan Reddy K.	Telugu Desam	47,807	248	48,055	
	3	Gunipati Ramaiah	Praja Rajyam Party	21,384	115	21,499	
	4	Nagothu Ramesh Naidu	Bharatiya Janata Party	1,924	3	1,927	
	5	Y. Vijaya Sagar	Independent	1,511	0	1,511	
	6	Cheekati Charles	Bahujan Samaj Party	1,100	2	1,102	
	7	Chaata Chandra Sekhar	Lok Satta Party	1,055	6	1,061	
	8	Chandrasaha Reddy Guttireddy	Independent	680	0	680	
	9	Arigela Sowmitri Chandranath	Independent	649	0	649	
	10	O. Venkatadri	Rashtriya Janata Dal	611	0	611	
	11	Nagineni Siva Prasad	Pyramid Party of India	592	0	592	
	12	Ravichandran Sunkesula	Janata Dal (United)	230	0	230	
			VALID VOTES	1,37,505	809	1,38,314	
			REJECTED VOTES			32	Total Electors
		TOTAL VOTES POLLED			1,38,346	1,85,475	
		TENDERED VOTES			0		

Assembly Constituency No. & Name	Sl. No.	Candidate Name	Party	Votes Counted from EVM	Postal Votes	Total Votes Polled	Results
245 Kadapa	1	Ahamadullah Mohammad Syed	Indian National Congress	60,814	799	61,613	Declared Elected
	2	Kandula Sivananda Reddy	Telugu Desam	53,310	953	54,263	
	3	Afzal Ali Khan T. K.	Praja Rajyam Party	13,930	59	13,989	
	4	Chepuri Sarada	Bharatiya Janata Party	2,153	4	2,157	
	5	Payyavula Venu Gopal	Lok Satta Party	1,743	11	1,754	
	6	Noorulla Khan Mayana	Rashtriya Krantikari Samajwadi Party	808	0	808	
	7	Dr.Suhail Ahmed	Independent	533	0	533	
	8	Sunkara Sreenivas	Bahujan Samaj Party	514	0	514	
	9	Kodadala Joji Reddy	Pyramid Party of India	335	1	336	
	10	Sangati Manohar	Independent	232	0	232	
	11	Sujad Ahmed	Independent	200	0	200	
	12	G. Vijaya Kumar	Independent	168	0	168	
	13	G. Madhusudhana Achari	Trilinga Praja Pragati Party	107	0	107	
			VALID VOTES	1,34,847	1827	1,36,674	
		REJECTED VOTES			2	Total Electors	
		TOTAL VOTES POLLED			1,36,676	2,27,880	
		TENDERED VOTES			3		
246 Kodur (SC)	1	Koramutla Srinivasulu	Indian National Congress	51,575	172	51,747	Declared Elected
	2	Ajay Babu Nandavaram Benjiman	Telugu Desam	39,193	166	39,359	
	3	Samineni Saraswathi	Praja Rajyam Party	22,102	20	22,122	
	4	Velakacherla Tirupaiah	Independent	1,002	0	1,002	
	5	Penchalaiah Koduru	Rashtriya Janata Dal	782	0	782	
	6	Srinivasulu Gadela	Bharatiya Janata Party	771	3	774	
	7	Koramutla Venkata Subbaiah	Independent	654	0	654	
	8	Nagiripati Chengaiah	Trilinga Praja Pragati Party	332	0	332	
	9	Vankayala Sivaiah	Independent	325	0	325	
	10	Minuku Ramaiah	Independent	303	0	303	
	11	Nosina Sankaraiah	Independent	263	0	263	
			VALID VOTES	1,17,302	361	1,17,663	
			REJECTED VOTES			40	Total Electors
			TOTAL VOTES POLLED			1,17,703	1,58,139
		TENDERED VOTES			0		
247 Rayachoti	1	Gadikota Srikanth Reddy	Indian National Congress	71,218	683	71,901	Declared Elected
	2	Palakondrayudu Sugavasi	Telugu Desam	56,539	530	57,069	
	3	Mohaboob Basha Shaik	Praja Rajyam Party	6,465	4	6,469	
	4	Topireddy Naveen Kumar Reddy	Bahujan Samaj Party	1,636	0	1,636	
	5	Shaik Jabeeulla	Independent	1,355	0	1,355	
	6	T. Ramachandra Reddy	Independent	1,288	0	1,288	
	7	Rachuri Radhakrishna	Bharatiya Janata Party	1,210	1	1,211	
	8	Patan Naseeb Jan	Lok Satta Party	640	0	640	
	9	Papireddy Madanmohan Reddy	Independent	456	0	456	
	10	K. Obulesu	Independent	404	0	404	
	11	G. Harish	Rashtriya Krantikari Samajwadi Party	235	0	235	
	12	Rekam Sivaiah	Rashtriya Janata Dal	198	0	198	
	13	Avvaru Mallikarjuna	Janata Dal (United)	167	0	167	
	14	Shaik Ameen Peeran	Ambedkar National Congress	165	0	165	
			VALID VOTES	1,41,976	1218	1,43,194	
			REJECTED VOTES			20	Total Electors
		TOTAL VOTES POLLED			1,43,214	1,86,579	
		TENDERED VOTES			0		
248 Pulivendla	1	Y. S. Raja Sekhar Reddy	Indian National Congress	1,03,116	440	1,03,556	Declared Elected
	2	Venkata Satish Kumar Reddy Singareddy	Telugu Desam	34,804	71	34,875	
	3	Veluru Chinna Gangi Reddy	Praja Rajyam Party	3,625	4	3,629	
	4	N. Prema Sagar Reddy	Bahujan Samaj Party	1,795	1	1,796	
	5	Desam Venkata Subba Reddy	Bharatiya Janata Party	1,127	1	1,128	
	6	N. Jagadeeswara Reddy	Trilinga Praja Pragati Party	484	0	484	
	7	Sivasankar Reddy Devireddy	Rashtriya Janata Dal	465	0	465	
	8	R. Venugopal	Samata Party	304	0	304	
	9	Rajula Bhaskar Reddy	Janata Dal (United)	208	0	208	
	10	Rajula Padmanabha Reddy	Bharatiya Jan Shakti	199	0	199	
			VALID VOTES	1,46,127	517	1,46,644	
		REJECTED VOTES			73	Total Electors	
		TOTAL VOTES POLLED			1,46,717	1,86,446	
		TENDERED VOTES			0		

Assembly Constituency No. & Name	Sl. No.	Candidate Name	Party	Votes Counted from EVM	Postal Votes	Total Votes Polled	Results
249 Kamalapuram	1	Gandluru Veera Siva Reddy	Indian National Congress	65,133	253	65,386	Declared Elected
	2	Putta Narasimha Reddy	Telugu Desam	60,965	258	61,223	
	3	O. Subba Reddy	Praja Rajyam Party	3,366	0	3,366	
	4	Rajoli Veera Narayana Reddy	Bahujan Samaj Party	1,419	0	1,419	
	5	Munnelli Mallikarjuna Reddy	Independent	714	0	714	
	6	Levaku Rama Mohan Reddy	Bharatiya Janata Party	647	1	648	
	7	Kandula Chinna Bali Reddy	Independent	417	0	417	
	8	Kuncham Venkata Subba Reddy	Rayalaseema Rastra Samithi	350	0	350	
	9	Altaf Hussain	Lok Satta Party	315	0	315	
	10	S. Sudhakar Reddy	Rashtriya Krantikari Samajwadi Party	283	0	283	
	11	Palagiri Jagan Mohan Reddy	Pyramid Party of India	277	0	277	
	12	Veera Ramesh Reddy Gandluri	Rashtriya Janata Dal	204	0	204	
	13	Shaik Khadar Basha	Trilinga Praja Pragati Party	146	0	146	
	14	Sanivarapu Shivashankara Reddy	Samata Party	122	0	122	
	15	P. V. Rami Reddy	Janata Dal (United)	106	0	106	
	16	Mudireddy Subba Reddy	Rajyadhikara Party	104	0	104	
			VALID VOTES	1,34,568	512	1,35,080	
		REJECTED VOTES			6	Total Electors	
		TOTAL VOTES POLLED			1,35,086	1,59,975	
		TENDERED VOTES			0		
250 Jammalamadugu	1	Adi Narayana Reddy Chidipiralla	Indian National Congress	83,746	670	84,416	Declared Elected
	2	Rama Subba Reddy Ponnappureddy	Telugu Desam	76,686	346	77,032	
	3	Vongala Nagendra Yadav	Praja Rajyam Party	4,657	3	4,660	
	4	Pamugari Narayana Reddy	Bahujan Samaj Party	2,540	0	2,540	
	5	Yampalaku Surya Peddiraju	Independent	1,149	0	1,149	
	6	S. Venkata Krishna Reddy	Bharatiya Janata Party	1,131	0	1,131	
	7	Kouluru Venkata Konda Reddy	Rashtriya Krantikari Samajwadi Party	843	0	843	
	8	P. Bramhananda Reddy	Lok Satta Party	715	3	718	
	9	Nageswara Reddy Mettupalli	Independent	427	0	427	
	10	Rameswara Reddy Bandi	Bharatiya Jan Shakti	316	0	316	
	11	Putta Venkata Ramana Madiga	Trilinga Praja Pragati Party	298	0	298	
	12	Peddi Bali Reddy	Pyramid Party of India	282	0	282	
	13	Hanumantha Reddy Maliki Reddy	Rashtriya Janata Dal	257	0	257	
	14	K. Katamaiah	B.C.United Front	167	0	167	
	15	B. Obula Reddy	Praja Party	102	0	102	
			VALID VOTES	1,73,316	1022	1,74,338	
			REJECTED VOTES			27	Total Electors
		TOTAL VOTES POLLED			1,74,365	2,06,569	
		TENDERED VOTES			1		
251 Proddatur	1	Lingaa Reddy Mallela	Telugu Desam	72,576	447	73,023	Declared Elected
	2	Nandyala Varada Rajulu Reddy	Indian National Congress	56,025	842	56,867	
	3	Muralidhar Mallela	Praja Rajyam Party	22,710	74	22,784	
	4	Chenna Venkata Subbanna	Bharatiya Janata Party	1,138	2	1,140	
	5	Vardireddy Rajasekhar Reddy	Rashtriya Krantikari Samajwadi Party	584	0	584	
	6	Moppe Chandra Sekhar Reddy	Independent	526	0	526	
	7	P. Ramakrishnaiah	B.C.United Front	487	2	489	
	8	Gummalla Rajasekhar Reddy	Bahujan Samaj Party	469	0	469	
	9	Bangaru Muni Reddy Pathakota	Janata Dal (United)	358	0	358	
	10	Bhaskar Reddy Dwarsala	Bharateeya Sadharma Samsthanapana Party	319	0	319	
	11	Pothireddy Lakshmi Narayana Reddy	Independent	238	0	238	
	12	Konda Reddy Mudimela	Independent	206	0	206	
	13	Mudireddy Muni Reddy	Independent	195	0	195	
			VALID VOTES	1,55,831	1367	1,57,198	
		REJECTED VOTES			41	Total Electors	
		TOTAL VOTES POLLED			1,57,239	2,04,221	
		TENDERED VOTES			1		

Assembly Constituency No. & Name	Sl. No.	Candidate Name	Party	Votes Counted from EVM	Postal Votes	Total Votes Polled	Results	
252 Mydukur	1	Duggireddy Lakshmi Reddy Ravindrareddy	Indian National Congress	62,013	364	62,377	Declared Elected	
	2	Raghurami Reddy Settipalli	Telugu Desam	57,785	231	58,016		
	3	Iragamreddy Tirupala Reddy	Praja Rajyam Party	16,491	61	16,552		
	4	B Karun Kumar Reddy	Rashtriya Janata Dal	912	0	912		
	5	Eragamreddy Prabhakar Reddy	Bharatiya Janata Party	754	0	754		
	6	Bhumireddy Venkata Ramana Reddy	Independent	662	0	662		
	7	Venkata Ramana Bandi	Bahujan Samaj Party	636	0	636		
	8	Pattupogula Ramanaiah	Pyramid Party of India	573	0	573		
	9	Gampa Tirupati	B.C.United Front	448	0	448		
	10	P.Balaiah Yadav	Independent	306	0	306		
	11	Jonnaram Hussain Reddy	Independent	274	0	274		
	12	J. C. Chennaiah	Independent	223	0	223		
	13	Gosetty Venkata Ramanaiah	Janata Dal (United)	202	0	202		
	14	Ghouse Lazam Adamsabgari	Independent	182	0	182		
				VALID VOTES	1,41,461	656	1,42,117	
			REJECTED VOTES			26	Total Electors	
			TOTAL VOTES POLLED			1,42,143	1,77,694	
			TENDERED VOTES			0		
253 Allagadda	1	Bhuma Shobha Nagi Reddy	Praja Rajyam Party	61,327	228	61,555	Declared Elected	
	2	Gangula Prathap Reddy	Indian National Congress	59,484	113	59,597		
	3	Erigela Rampullareddy	Telugu Desam	23,759	41	23,800		
	4	H. S. Rawoof	Independent	1,395	0	1,395		
	5	Injeti Krishna Reddy	Rashtriya Janata Dal	1,230	0	1,230		
	6	Boreddy Lakshmi Reddy	Bharatiya Janata Party	1,120	3	1,123		
	7	Ruddireddy Radha Krishna	Lok Satta Party	967	0	967		
	8	T. Obulesu	Bahujan Samaj Party	955	0	955		
	9	J.Korneli Babu	Independent	867	0	867		
	10	Gali Krishnaiah Naidu	Independent	725	0	725		
	11	M. Krishna Reddy	Rashtriya Krantikari Samajwadi Party	658	0	658		
	12	C. K. C. Venkateswarlu	B.C.United Front	536	0	536		
	13	C. Raghunath Reddy	Independent	439	0	439		
				VALID VOTES	1,53,462	385	1,53,847	
				REJECTED VOTES			78	Total Electors
			TOTAL VOTES POLLED			1,53,925	2,00,691	
			TENDERED VOTES			0		
254 Srisaillam	1	Erasu Pratap Reddy	Indian National Congress	49,321	63	49,384	Declared Elected	
	2	Budda Rajasekhar Reddy	Telugu Desam	45,020	57	45,077		
	3	Budda Sesa Reddy	Praja Rajyam Party	16,453	2	16,455		
	4	SRI GIRI	Bahujan Samaj Party	1,448	0	1,448		
	5	Pokuri Srinivasa Achari	Lok Satta Party	754	1	755		
	6	B. Sanjeeva Reddy Alias (Jiva)	Independent	725	0	725		
	7	Mallela Krishna Reddy	Bharatiya Janata Party	661	0	661		
	8	Dakka Chinna Munenna	Independent	475	0	475		
	9	S. Meer Hussain	Independent	336	0	336		
	10	Meenige Laxmi Reddy	Independent	327	0	327		
				VALID VOTES	1,15,520	123	1,15,643	
				REJECTED VOTES			142	Total Electors
				TOTAL VOTES POLLED			1,15,785	1,48,226
				TENDERED VOTES			0	
	255 Nandikotkur (SC)	1	Labbi Venkata Swamy	Indian National Congress	63,347	95	63,442	Declared Elected
2		Chimme Bitchanna	Telugu Desam	57,584	85	57,669		
3		Madarapu Renukamma	Praja Rajyam Party	11,963	5	11,968		
4		Katepogu Sai Baba	Bharatiya Janata Party	1,952	4	1,956		
5		B.Satyachandra Prasad	Bahujan Samaj Party	940	0	940		
6		M.Venkateswarlu	Independent	777	0	777		
7		K V Seshamma	Independent	754	0	754		
8		A Pullaiah	Independent	691	0	691		
9		Bellam Rani Pushpaleela	Independent	528	0	528		
10		Damodaram Nagaseshulu	Lok Satta Party	509	1	510		
11		Mallepula Nagendrudu	Communist Party of India (Marxist-Leninist)(Libera	321	0	321		
12		Gundepogu Anjaneyulu	Rajyadhikara Party	309	0	309		
13		Y.Papanna	Independent	302	0	302		
14		Cheruku Lalithamma	Independent	292	0	292		
15		Kongara Venkateswarlu	Independent	208	0	208		
16		Gaddala Manikya Raju	Bahujan Samaj Party(Ambedkar-Phule)	174	0	174		
17		P Anil Kumar	Independent	167	0	167		
18		Y Aseervadam	Independent	151	0	151		
19		D Eswar	Independent	117	0	117		
				VALID VOTES	1,41,086	190	1,41,276	
			REJECTED VOTES			19	Total Electors	
			TOTAL VOTES POLLED			1,41,295	1,83,750	
			TENDERED VOTES			0		

Assembly Constituency No. & Name	SI. No.	Candidate Name	Party	Votes Counted from EVM	Postal Votes	Total Votes Polled	Results
256 Kurnool	1	T.G.Venkatesh	Indian National Congress	68,279	188	68,467	Declared Elected
	2	Abdul Gafoor.M.	Communist Party of India (Marxist)	24,360	40	24,400	
	3	Yennam Rajasekhar Reddy	Praja Rajyam Party	12,011	2	12,013	
	4	H.Vasanthamma	Lok Satta Party	2,253	7	2,260	
	5	Anumula Sridhara Sarma	Rashtriya Janata Dal	1,784	0	1,784	
	6	G. C. Sunkanna	Bahujan Samaj Party	753	0	753	
	7	S.Md.Shanawaz	Independent	547	0	547	
	8	T.G.Venkatesh	Independent	531	0	531	
	9	N.Kumar	Trilinga Praja Pragati Party	235	0	235	
	10	Dr.Daffedar Abdul Jaleel	Independent	138	0	138	
	11	S.Abdul Gafoor (Kothapeta)	Independent	134	0	134	
	12	K. Siva Shankar	Communist Party of India (Marxist-Leninist)(Libera	115	0	115	
	13	S.A.N.Gani	Independent	99	0	99	
	14	K.Md.Iqbal	Independent	89	0	89	
	15	S.Abdul Gafoor (Seetaramnagar)	Independent	82	0	82	
	16	S. Khasim	Independent	79	0	79	
			VALID VOTES	1,11,489	237	1,11,726	
		REJECTED VOTES			244	Total Electors	
		TOTAL VOTES POLLED			1,11,970	2,11,511	
		TENDERED VOTES			0		
257 Panyam	1	Katasani Rambhupal Reddy	Indian National Congress	63,303	20	63,323	Declared Elected
	2	Byreddy Rajasekhar Reddy	Telugu Desam	54,388	21	54,409	
	3	D.Vishnuvardhan Reddy	Praja Rajyam Party	28,596	4	28,600	
	4	Golla Suddula Nagaraju	Bharatiya Janata Party	2,212	1	2,213	
	5	M Padma	Lok Satta Party	2,162	2	2,164	
	6	M.Ramana Reddy	Bahujan Samaj Party	1,065	0	1,065	
	7	Lakki Reddy Siva Reddy	Independent	956	0	956	
	8	B.V.Subba Reddy	Independent	850	0	850	
	9	G.Jayarami Reddy	Independent	366	0	366	
	10	A.Lakshmi Kantha Reddy	Independent	324	0	324	
	11	Shaik Abubakar Basha	Independent	297	0	297	
	12	Gaddala Bala Swamy	Independent	265	1	266	
	13	B.Rami Reddy	Independent	256	0	256	
	14	Anantha Ratnam	Jai Maha Bharath Party	242	0	242	
	15	M.Bala Venkateswara Reddy	Independent	195	0	195	
	16	G.Gokari	Independent	171	0	171	
			VALID VOTES	1,55,648	49	1,55,697	
		REJECTED VOTES			30	Total Electors	
		TOTAL VOTES POLLED			1,55,727	2,27,867	
		TENDERED VOTES			0		
258 Nandyal	1	Silpa Mohan Reddy	Indian National Congress	67,062	368	67,430	Declared Elected
	2	Atla Venkata Subba Reddy	Praja Rajyam Party	35,378	163	35,541	
	3	N.H.Bhaskar Reddy	Telugu Desam	34,758	221	34,979	
	4	S.A.Mazeed	Lok Satta Party	1,851	5	1,856	
	5	Perupogu Vijay Kumar	Bahujan Samaj Party	1,659	0	1,659	
	6	N.Venkateswara Rao	Rashtriya Janata Dal	1,144	0	1,144	
	7	Bupanapati Narasimhulu Madiga	Independent	677	1	678	
	8	B.V.Subba Reddy	Independent	614	0	614	
	9	A.V. Subba Reddy	Independent	496	0	496	
	10	Panyam Rajeswara Reddy	Independent	231	0	231	
	11	T. V. S. Prasad Reddy	Independent	211	0	211	
	12	Midde Jaya Rao	Independent	181	0	181	
	13	M. V. Bhaskara Reddy	Independent	175	0	175	
	14	Ande Sudharsana Reddy	Independent	148	0	148	
	15	Karu Ravi Kumar	Independent	139	0	139	
	16	Gopavaram Sainath Reddy	Independent	134	0	134	
			VALID VOTES	1,44,858	758	1,45,616	
		REJECTED VOTES			86	Total Electors	
		TOTAL VOTES POLLED			1,45,702	2,08,389	
		TENDERED VOTES			3		

Assembly Constituency No. & Name	Sl. No.	Candidate Name	Party	Votes Counted from EVM	Postal Votes	Total Votes Polled	Results
259 Banaganapalle	1	Katasani Rami Reddy	Praja Rajyam Party	55,372	66	55,438	Declared Elected
	2	Challa Rama Krishna Reddy	Indian National Congress	41,664	88	41,752	
	3	Yerrabothula Venkata Reddy	Telugu Desam	39,549	62	39,611	
	4	M.Aswartha Reddy	Rashtriya Janata Dal	967	0	967	
	5	Nitturu Chandrasekhar Aazad	Lok Satta Party	955	2	957	
	6	Vangala Parameswara Reddy	Independent	919	0	919	
	7	Silpi Subbarayudu	Independent	753	0	753	
	8	Akbar Basha.S	B.C.United Front	740	0	740	
	9	P. Ravindranatha Reddy	Bharatiya Janata Party	627	0	627	
	10	M.Venkata Subbanna	Pyramid Party of India	581	0	581	
	11	G.Jagadeeswar Reddy	Independent	426	0	426	
	12	G. Raju	Bahujan Samaj Party	394	0	394	
	13	K.Madhava Reddy	Independent	384	0	384	
	14	R.Madhava Reddy	Independent	275	0	275	
	15	Gaddam Ramakrishna Reddy	Independent	266	0	266	
	16	Ummadi Adi Ussain Reddy	Independent	248	0	248	
	17	Kamini Chinna Bala Thimmaiah	Independent	201	0	201	
			VALID VOTES	1,44,321	218	1,44,539	
			REJECTED VOTES			3	Total Electors
		TOTAL VOTES POLLED			1,44,542	1,91,902	
		TENDERED VOTES			0		
260 Dhone	1	Kambalapadu Ediga Krihsna Murthy	Telugu Desam	60,626	143	60,769	Declared Elected
	2	Kotla Sujathamma	Indian National Congress	55,964	154	56,118	
	3	Marri Govinda Raj	Praja Rajyam Party	14,533	2	14,535	
	4	V. Madhava Krishna	Rashtriya Janata Dal	1,935	0	1,935	
	5	B. Siva Kumar	Independent	1,572	0	1,572	
	6	Thirupathiah Muddavaram	Lok Satta Party	985	4	989	
	7	Krishna Murthy M.	Independent	759	0	759	
	8	K. Venkata Ramana Achari	Independent	648	0	648	
	9	S. V. Ramana	Bharatiya Janata Party	481	0	481	
	10	K. Ranga Reddy	Independent	423	0	423	
	11	P. Damodar	Independent	281	0	281	
	12	K. Chandra Sekhar	Pyramid Party of India	280	0	280	
	13	Bommireddy Dhashradha Rami Reddy	Independent	267	0	267	
	14	G. Ramudu	Bahujan Samaj Party	249	0	249	
	15	Gajula Hari Krishna	B.C.United Front	210	0	210	
			VALID VOTES	1,39,213	303	1,39,516	
			REJECTED VOTES			62	Total Electors
		TOTAL VOTES POLLED			1,39,578	1,97,886	
		TENDERED VOTES			0		
261 Pattikonda	1	Kambalapadu Ediga Prabhakar	Telugu Desam	67,469	171	67,640	Declared Elected
	2	S. V. Chandramohan Reddy	Indian National Congress	57,408	260	57,668	
	3	Mohan Prasad N.	Praja Rajyam Party	5,172	4	5,176	
	4	P. Brahmaiah	Bahujan Samaj Party	1,956	0	1,956	
	5	Harijana Ranganna	Independent	1,302	0	1,302	
	6	Srinivasa Reddy Y.	Independent	842	0	842	
	7	Kamsala Anand Achari	Lok Satta Party	556	6	562	
	8	P. Veeranjanyulu	Independent	507	0	507	
	9	M. Siva Ramudu	Rashtriya Janata Dal	397	0	397	
	10	D.C.Drumma Pedda Veeranna	Independent	369	0	369	
	11	K. Chandrasekhara Reddy	Independent	302	0	302	
	12	Dareddy Venkata Ranga Reddy	Independent	266	0	266	
	13	Karanam Nagaraja Rao	Independent	223	0	223	
			VALID VOTES	1,36,769	441	1,37,210	
		REJECTED VOTES			4	Total Electors	
		TOTAL VOTES POLLED			1,37,214	1,76,695	
		TENDERED VOTES			0		
262 Kodumur (SC)	1	Parigela Muralikrishna	Indian National Congress	47,724	120	47,844	Declared Elected
	2	M. Manigandhi	Telugu Desam	42,435	84	42,519	
	3	Bojugu Karunakara Raju	Praja Rajyam Party	25,317	26	25,343	
	4	V. Gopal	Bharatiya Janata Party	3,313	2	3,315	
	5	B. Nagamunindra	Independent	1,257	0	1,257	
	6	A. Vanumulaiah	Bahujan Samaj Party	1,241	1	1,242	
	7	P. B. Raj Kumar	Lok Satta Party	959	3	962	
	8	Mallepogu Ravi	Rajyadhikara Party	791	0	791	
	9	A. Pedda Moulali	Samajwadi Party	688	0	688	
	10	M. Gurramanna	Independent	539	0	539	
	11	E. Sanjeeva Rao	B.C.United Front	484	0	484	
	12	P. Elisha	Pyramid Party of India	292	0	292	
			VALID VOTES	1,25,040	236	1,25,276	
			REJECTED VOTES			52	Total Electors
		TOTAL VOTES POLLED			1,25,328	1,71,633	
		TENDERED VOTES			0		

Assembly Constituency No. & Name	Sl. No.	Candidate Name	Party	Votes Counted from EVM	Postal Votes	Total Votes Polled	Results
263 Yemmiganur	1	K. Chennakesava Reddy	Indian National Congress	53,619	147	53,766	Declared Elected
	2	B. V. Mohan Reddy	Telugu Desam	51,132	311	51,443	
	3	Vagaruru Lakshmi Kantha Reddy	Praja Rajyam Party	16,610	28	16,638	
	11	N.Sreenivasulu	Independent	1,949	7	1,956	
	4	K. Rama Krishna Swamy	Bharatiya Janata Party	1,330	2	1,332	
	5	Bethapally Suryanarayana	Lok Satta Party	879	17	896	
	6	M. Satyanarayana Setty	Pyramid Party of India	684	0	684	
	7	V. Venkata Reddy	Independent	672	0	672	
	8	M. Santhi Raju	Bahujan Samaj Party	537	0	537	
	9	P. Baba Khan	Independent	406	0	406	
	10	M. Shankaraiah	Praja Party	392	1	393	
			VALID VOTES	1,28,210	513	1,28,723	
			REJECTED VOTES			93	Total Electors
			TOTAL VOTES POLLED			1,28,816	1,89,278
		TENDERED VOTES			0		
264 Mantralayam	1	Y. Balanagi Reddy	Telugu Desam	52,431	0	52,431	Declared Elected
	2	Dalavai Ramaiah	Indian National Congress	41,734	0	41,734	
	3	N. Rama Reddy	Praja Rajyam Party	10,176	0	10,176	
	4	K.Veera Raghavulu	Independent	2,623	0	2,623	
	5	S.Lakshminarayana	Bahujan Samaj Party	1,887	0	1,887	
	6	Ulligaddala Mallikarjuna	Pyramid Party of India	1,328	0	1,328	
	7	C. Anjaneyulu	Lok Satta Party	966	0	966	
	8	M. Sheeladaran	Bharatiya Janata Party	812	0	812	
			VALID VOTES	1,11,957	0	1,11,957	
			REJECTED VOTES			11	Total Electors
			TOTAL VOTES POLLED			1,11,968	1,60,039
		TENDERED VOTES			0		
265 Adoni	1	K. Meenakshi Naidu	Telugu Desam	45,130	164	45,294	Declared Elected
	2	Y. Sai Prasad Reddy	Indian National Congress	44,708	330	45,038	
	3	B. Khaja Saleem	Praja Rajyam Party	17,866	51	17,917	
	4	Desai Chandranna	Bharatiya Janata Party	3,115	18	3,133	
	5	K.Santha Kumar	Bahujan Samaj Party	1,468	8	1,476	
	6	K. G. Venkatesulu	Lok Satta Party	1,149	14	1,163	
	7	V. Satheesh Kumar	Independent	803	0	803	
	8	Pagadala Kodanda	Independent	715	1	716	
	9	Y. Venkata Rami Reddy	Independent	375	0	375	
	10	Bandari Hanumanthu	Independent	361	3	364	
	11	B. Mani	Independent	325	0	325	
			VALID VOTES	1,16,015	589	1,16,604	
			REJECTED VOTES			116	Total Electors
			TOTAL VOTES POLLED			1,16,720	2,01,571
		TENDERED VOTES			0		
266 Alur	1	Patil Neeraj Reddy	Indian National Congress	43,097	8	43,105	Declared Elected
	2	Gummanuru Jayaram	Praja Rajyam Party	37,459	1	37,460	
	3	K.Rama Krishna	Communist Party of India	28,439	5	28,444	
	4	H.Kesava Reddy	Independent	16,207	6	16,213	
	5	Gangi Rajeswari	Bharatiya Janata Party	2,766	0	2,766	
	6	G.Khader Basha	Independent	2,750	0	2,750	
	7	C. Praveen Kumar	Lok Satta Party	2,334	1	2,335	
	8	K.Sivaram Goud	Independent	1,901	0	1,901	
	9	V.Thippanna	Bahujan Samaj Party	1,314	0	1,314	
	10	S. Mallikarjuna	Independent	1,287	0	1,287	
	11	Giripogu Yosopu	Independent	1,274	0	1,274	
	12	Anand.M	Independent	891	0	891	
			VALID VOTES	1,39,719	21	1,39,740	
			REJECTED VOTES			129	Total Electors
		TOTAL VOTES POLLED			1,39,869	1,96,585	
		TENDERED VOTES			0		
267 Rayadurg	1	Kapu Ramachandra Reddy	Indian National Congress	75,963	296	76,259	Declared Elected
	2	Mettu Govinda Reddy	Telugu Desam	62,017	151	62,168	
	3	Bosula Manohar	Praja Rajyam Party	9,666	4	9,670	
	4	Palyegar Thippe Swamy	Bharatiya Janata Party	2,860	0	2,860	
	5	Govinda Reddy	Independent	2,164	0	2,164	
	6	Andra Prasad	Lok Satta Party	1,072	0	1,072	
	7	P. Mohan	Bharateeya Sadharma Samsthapana Party	885	0	885	
	8	C. Nagaraju	Pyramid Party of India	776	0	776	
			VALID VOTES	1,55,403	451	1,55,854	
			REJECTED VOTES			1	Total Electors
		TOTAL VOTES POLLED			1,55,855	1,98,167	
		TENDERED VOTES			0		

Assembly Constituency No. & Name	Sl. No.	Candidate Name	Party	Votes Counted from EVM	Postal Votes	Total Votes Polled	Results
268 Uravakonda	1	Payyavula Keshav	Telugu Desam	64,387	341	64,728	Declared Elected
	2	Y. Visweswara Reddy	Indian National Congress	64,243	256	64,499	
	3	Gurram Chennakeshava Rao	Praja Rajyam Party	8,251	4	8,255	
	4	Mendla Prabhakar	Bahujan Samaj Party	1,692	0	1,692	
	5	K. B. Sreenivasulu	Independent	1,175	0	1,175	
	6	Vasikeri Shiva Prasad	Independent	838	0	838	
	7	Vadde Narayana Swamy	Independent	476	1	477	
	8	H. Lakshmana	Trilinga Praja Pragati Party	300	0	300	
	9	D. Shivakumar	Pyramid Party of India	295	0	295	
	10	Bandari Sunkanna	Independent	226	0	226	
	11	K. Ramireddy	Independent	223	0	223	
	12	Devineni Prakash	Independent	202	0	202	
			VALID VOTES	1,42,308	602	1,42,910	
			REJECTED VOTES			31	Total Electors
		TOTAL VOTES POLLED			1,42,941	1,87,323	
		TENDERED VOTES			0		
269 Guntakal	1	Madhusudan	Indian National Congress	60,755	342	61,097	Declared Elected
	2	Sainath Goud Ramagowni	Telugu Desam	51,579	174	51,753	
	3	Patti Ravi	Praja Rajyam Party	20,395	22	20,417	
	4	T Obilesu	Bahujan Samaj Party	2,739	1	2,740	
	5	D.Hemadri	Independent	1,610	0	1,610	
	6	Pasupula Hari Haranath	Bharatiya Janata Party	1,565	5	1,570	
	7	G.Veeranjeneyya	Bharateeya Sadharma Samsthapana Party	583	0	583	
			VALID VOTES	1,39,226	544	1,39,770	
			REJECTED VOTES			2	Total Electors
			TOTAL VOTES POLLED			1,39,772	2,17,807
		TENDERED VOTES			2		
270 Tadpatri	1	Divakar Reddy J.C.	Indian National Congress	62,899	459	63,358	Declared Elected
	2	Peram Nagi Reddy	Telugu Desam	56,292	111	56,403	
	3	Pyla Narasimhaiah	Praja Rajyam Party	19,706	12	19,718	
	4	C.Kesava Reddy	Bahujan Samaj Party	3,855	0	3,855	
	5	P. V. Prathapa Reddy	Bharatiya Janata Party	1,640	1	1,641	
	6	R. Venkata Ramana	Independent	1,204	0	1,204	
	7	Ogeti Sreedevi	Lok Satta Party	919	3	922	
	8	Bhanu Prakash Reddy	Independent	537	0	537	
	9	P. Prathap Yadav	Independent	502	0	502	
	10	Pyla Rayudu	Independent	500	0	500	
	11	Prabhakar J.C.	Independent	471	0	471	
	12	K. Pulikonda	Independent	440	0	440	
	13	Golla Subramanyam	Independent	274	0	274	
	14	Tanguturi Jagannatha Reddy	Independent	225	0	225	
	15	Chintha Purushotham	Independent	202	0	202	
			VALID VOTES	1,49,666	586	1,50,252	
		REJECTED VOTES			0	Total Electors	
		TOTAL VOTES POLLED			1,50,252	2,02,829	
		TENDERED VOTES			0		
271 Singanamala (SC)	1	Dr.Sake Sailajanath	Indian National Congress	65,248	119	65,367	Declared Elected
	2	Pamidi Shamanthakamani	Telugu Desam	62,129	62	62,191	
	3	Jayaram Kothapalli	Praja Rajyam Party	12,688	1	12,689	
	4	Mallichety Peddanna	Bharatiya Janata Party	2,247	0	2,247	
	5	Harijana Chandrasekhar	Bahujan Samaj Party	1,664	0	1,664	
	6	Y. K. Viswanath	Trilinga Praja Pragati Party	1,200	0	1,200	
	7	Mudigubba Lakshmana	Independent	1,094	0	1,094	
	8	Kullayappa Midde	Independent	720	0	720	
	9	A.Naga Nallaiah	Independent	609	0	609	
	10	M.Chandrappa	Independent	556	0	556	
	11	M. Obulapathi	Independent	496	0	496	
	12	P. Peddanna	Praja Party	348	0	348	
	13	Ramamurthy Dasari	Communist Party of India (Marxist-Leninist)(Libera	294	0	294	
			VALID VOTES	1,49,293	182	1,49,475	
		REJECTED VOTES			84	Total Electors	
		TOTAL VOTES POLLED			1,49,559	1,97,716	
		TENDERED VOTES			2		

Assembly Constituency No. & Name	Sl. No.	Candidate Name	Party	Votes Counted from EVM	Postal Votes	Total Votes Polled	Results
272 Anantapur Urban	1	B. Gurunatha Reddy	Indian National Congress	44,820	455	45,275	Declared Elected
	2	Mahalakshmi Sreenivasulu	Telugu Desam	31,731	302	32,033	
	3	T. J. Prakash	Praja Rajyam Party	28,261	228	28,489	
	4	Dr.K. Kondaiah	Lok Satta Party	4,243	71	4,314	
	5	S. Salar Basha	Independent	2,152	4	2,156	
	6	Kasani Naga Raju	Bahujan Samaj Party	1,352	0	1,352	
	7	Syed Fayazuddin	Bharatiya Janata Party	727	1	728	
	8	K. Vijaya Kumar	Pyramid Party of India	325	4	329	
	9	G. Lalitha	Independent	284	0	284	
	10	Dasari Adi Narayana	Independent	214	0	214	
	11	K. Basha	Communist Party of India (Marxist-Leninist)(Libera	207	0	207	
	12	S. Phani Kumar	Independent	141	0	141	
	13	D. Riyaz	Independent	119	0	119	
	14	Chakala Naga Raju	Independent	106	0	106	
	15	V. Anjaneyulu, S/o.V.Narasaiah	Rajyadhikara Party	98	0	98	
	16	Avulanna Kullayappa	Independent	82	0	82	
	17	D. Rama Krishna	Independent	81	0	81	
			VALID VOTES	1,14,943	1065	1,16,008	
			REJECTED VOTES			15	Total Electors
		TOTAL VOTES POLLED			1,16,023	2,29,876	
		TENDERED VOTES			0		
273 Kalyandurg	1	Neelakantapuram Raghuvveera Reddy	Indian National Congress	69,249	365	69,614	Declared Elected
	2	Unnam Hanumantharaya Chowdary	Telugu Desam	64,751	475	65,226	
	3	Market Ramanna	Praja Rajyam Party	7,334	8	7,342	
	4	Balaram Sake	Bharatiya Janata Party	1,415	0	1,415	
	5	M. Narayana	Independent	914	0	914	
	6	R. G. Santha Kumari	Lok Satta Party	639	3	642	
	7	B. Venkata Narayana	Bahujan Samaj Party	616	0	616	
	8	Yeragorla Kuruba Venkatesulu	Pyramid Party of India	532	0	532	
			VALID VOTES	1,45,450	851	1,46,301	
			REJECTED VOTES			91	Total Electors
		TOTAL VOTES POLLED			1,46,392	1,77,742	
		TENDERED VOTES			0		
274 Raptadu	1	Paritala Suneethamma	Telugu Desam	64,499	60	64,559	Declared Elected
	2	Thopudurthi Prakash Reddy	Indian National Congress	62,549	303	62,852	
	3	K. Krishna Murthy	Praja Rajyam Party	6,428	1	6,429	
	4	T.Ramalingaiah	Independent	2,437	0	2,437	
	5	C.Sivappa	Independent	1,044	0	1,044	
	6	V. Ravindra Reddy	Bharatiya Janata Party	976	0	976	
	7	Boya Nagendra	Bahujan Samaj Party	839	0	839	
	8	B.Ramadasu	Independent	588	0	588	
	9	B.Yellappa	Independent	335	0	335	
	10	S. Vannurappa	Bharateeya Sadharma Samsthapana Party	281	0	281	
	11	V.Suryanarayana	Independent	280	0	280	
	12	J. Mutyalappa	Independent	255	0	255	
	13	Matta Sreeharsha	Independent	238	0	238	
	14	S.Satyanarayana	Independent	217	0	217	
	15	G. Pothanna	Independent	214	0	214	
	16	A. Chinna Soppulaiah	Independent	192	0	192	
	17	Shaik Ali	Communist Party of India (Marxist-Leninist)(Liberation)	170	0	170	
	18	Sanjeevappa	B.C.United Front	164	0	164	
	19	G. Kesava Reddy	Independent	161	0	161	
	20	S. Chandra Sekhar	Independent	137	0	137	
			VALID VOTES	1,42,004	364	1,42,368	
		REJECTED VOTES			163	Total Electors	
		TOTAL VOTES POLLED			1,42,531	1,84,518	
		TENDERED VOTES			0		
275 Madakasira (SC)	1	K. Sudhakar	Indian National Congress	70,391	266	70,657	Declared Elected
	2	K. Eranna	Telugu Desam	60,033	209	60,242	
	3	S. Hanumanthappa	Praja Rajyam Party	9,389	25	9,414	
	4	D. Indeevar	Bahujan Samaj Party	4,126	2	4,128	
	5	T. Dhan Raj	Bharatiya Janata Party	1,866	0	1,866	
	6	D. Narasimhappa	Independent	1,572	8	1,580	
			VALID VOTES	1,47,377	510	1,47,887	
		REJECTED VOTES			23	Total Electors	
		TOTAL VOTES POLLED			1,47,910	1,75,054	
		TENDERED VOTES			0		

Assembly Constituency No. & Name	Sl. No.	Candidate Name	Party	Votes Counted from EVM	Postal Votes	Total Votes Polled	Results
276 Hindupur	1	P. Abdul Ghani	Telugu Desam	45,403	103	45,506	Declared Elected
	2	B. Naveen Nischal	Independent	36,676	66	36,742	
	3	(Ambika) Lakshminarayana	Indian National Congress	30,398	370	30,768	
	4	Palla Lakshmi Narayana	Praja Rajyam Party	18,667	46	18,713	
	5	Anantha Ramana Murthy	Bharatiya Janata Party	3,901	0	3,901	
	6	S. Mangesh	Lok Satta Party	2,492	8	2,500	
	7	K. Thimmappa	Independent	1,448	0	1,448	
	8	P. V. Chandra Sekhar	Bahujan Samaj Party	1,110	0	1,110	
	9	G. Ravi Babu	Independent	998	0	998	
	10	K. Mallikarjuna	Independent	907	0	907	
	11	H. Baba Khan	Independent	491	0	491	
	12	S. Eliyaz	Independent	316	0	316	
	13	H. Imam Khan	Independent	264	0	264	
			VALID VOTES	1,43,071	593	1,43,664	
			REJECTED VOTES			123	Total Electors
		TOTAL VOTES POLLED			1,43,787	2,06,337	
		TENDERED VOTES			2		
277 Penukonda	1	B. K. Partha Sarathi	Telugu Desam	68,241	159	68,400	Declared Elected
	2	K. T. Sreedhar	Indian National Congress	53,817	198	54,015	
	3	K. Ramesh Babu	Praja Rajyam Party	19,560	17	19,577	
	4	Donthi Lakshminarayana Gupta	Bharatiya Janata Party	5,235	3	5,238	
	5	M. Sreenivasulu	Independent	1,418	0	1,418	
	6	G. Siddalappa	Bahujan Samaj Party	1,213	2	1,215	
	7	G. Srinivasulu	Independent	902	0	902	
	8	Vavilala Pothula Sunitha	Independent	515	0	515	
	9	J. Sreenivasa Reddy	Independent	475	0	475	
	10	A. Kesava Reddy	Independent	339	0	339	
	11	K. Ramappa	Independent	288	0	288	
			VALID VOTES	1,52,003	379	1,52,382	
			REJECTED VOTES			408	Total Electors
			TOTAL VOTES POLLED			1,52,790	2,02,468
			TENDERED VOTES			0	
278 Puttaparthi	1	Palle Raghunatha Reddy	Telugu Desam	59,012	344	59,356	Declared Elected
	2	Kadapala Mohan Reddy	Indian National Congress	58,053	282	58,335	
	3	Pasupuleti Ramana	Praja Rajyam Party	12,740	37	12,777	
	4	Vadde Kesanna	Independent	1,424	0	1,424	
	5	Somagutta Vishnu Vardhan Reddy	Bharatiya Janata Party	1,384	1	1,385	
	6	Sadagala Uttanna	Bahujan Samaj Party	973	0	973	
	7	K.Sreenivasulu	Independent	759	0	759	
	8	P. B. Phanindhar	Lok Satta Party	450	0	450	
	9	P. Srinath Reddy	Independent	448	0	448	
	10	Valasapalli Uthappa Royal	Independent	350	0	350	
	11	Yerragundla Somasekhar Reddy	Independent	327	0	327	
	12	Vuntla Lakshminpathi Reddy	Independent	260	0	260	
	13	Harijana Pedda Narasimhulu	Trilinga Praja Pragati Party	247	0	247	
	14	N. Mahammed Rafi	Bharateeya Sadharma Samsthapana Party	185	0	185	
			VALID VOTES	1,36,612	664	1,37,276	
		REJECTED VOTES			67	Total Electors	
		TOTAL VOTES POLLED			1,37,343	1,78,612	
		TENDERED VOTES			0		
279 Dharmavaram	1	Kethireddy Venkata Rami Reddy	Indian National Congress	60,975	285	61,260	Declared Elected
	2	G. Suryanarayana	Independent	41,941	147	42,088	
	3	G. Sadasiva Reddy	Praja Rajyam Party	20,685	6	20,691	
	4	Devaragudi Jagadeesh	Communist Party of India	6,479	1	6,480	
	5	Kacherla Kanchenna	Bharatiya Janata Party	3,947	0	3,947	
	6	Madana Ramanjineyulu	Independent	2,249	0	2,249	
	7	Pamisetti Nagarju	Lok Satta Party	1,299	3	1,302	
	8	Vavilala Pothula Sunitha	Independent	1,282	0	1,282	
	9	Malapati Suryanarayana	Praja Party	836	0	836	
	10	S. Shabeer Basha	Independent	822	0	822	
	11	Midde Ravindra Babu	Bahujan Samaj Party	767	0	767	
	12	P. Devendra Reddy	Independent	749	0	749	
	13	N. Dhanunjaya	Independent	730	0	730	
	14	Devarakonda Ramanjulu	Pyramid Party of India	679	0	679	
	15	B. Suresh Naidu	Independent	606	0	606	
	16	G. Suryanarayana Reddy	Independent	548	0	548	
	17	G. Sreerami Reddy	Independent	535	0	535	
	18	J. Suryanarayana	Independent	472	0	472	
	19	Gonuguntla Mohan Naidu	Independent	460	0	460	
	20	Gonanglu Venkata Naidu	Independent	456	0	456	
	21	Nagu Ravindra Reddy	Independent	418	0	418	
	22	Chinta Pullaiah	Independent	415	0	415	
	23	Imran	Independent	389	0	389	
	24	Gandhamaneni Narayanaswamy	Independent	298	0	298	
	25	Y. V. Sudhakara Reddy	Independent	258	0	258	
			VALID VOTES	1,48,295	442	1,48,737	
		REJECTED VOTES			269	Total Electors	
		TOTAL VOTES POLLED			1,49,006	1,97,833	
		TENDERED VOTES			0		

Assembly Constituency No. & Name	Sl. No.	Candidate Name	Party	Votes Counted from EVM	Postal Votes	Total Votes Polled	Results
280 Kadiri	1	Kandikunta Venkata Prasad	Telugu Desam	71,595	713	72,308	Declared Elected
	2	Battala Venkataramana	Indian National Congress	56,925	406	57,331	
	3	P Venkata Sidda Reddy	Praja Rajyam Party	17,992	185	18,177	
	4	B. Ramamohana Reddy	Bharatiya Janata Party	1,963	3	1,966	
	5	T. Venkataramana	Independent	1,306	0	1,306	
	6	G. Mansur Basha	Lok Satta Party	659	10	669	
	7	M. Rajasekhara Chari	Independent	537	0	537	
	8	B.S.P.Sreeramulu	Bahujan Samaj Party	419	0	419	
	9	J. Narayanaswamy	Independent	412	0	412	
	10	M.N.Fayaz Ali Khan	Independent	345	0	345	
	11	K. Akhib	Independent	316	0	316	
	12	Dadem Rajasekhar Reddy	Independent	301	0	301	
	13	Thottuka Venkataramana	Independent	245	0	245	
	14	Akmal	Great India Party	223	0	223	
	15	Tummala Bhaskar	Independent	194	0	194	
	16	S. Jakir Hussain	Independent	186	0	186	
			VALID VOTES	1,53,618	1317	1,54,935	
		REJECTED VOTES			9	Total Electors	
		TOTAL VOTES POLLED			1,54,944	2,32,788	
		TENDERED VOTES			0		
281 Thamballapalle	1	Anipireddi Venkata Praveen Kumar Reddy	Telugu Desam	46,573	80	46,653	Declared Elected
	2	Gulloola Shankar	Indian National Congress	43,692	3	43,695	
	3	Kadapa Prabhakar Reddy	Praja Rajyam Party	30,050	59	30,109	
	4	Challapalle Narsimha Reddy	Bharatiya Janata Party	16,638	1	16,639	
	5	Kondreddy Hanumanthu Reddy	Independent	2,141	0	2,141	
	6	Surendra Gowdu Gorla	Independent	1,810	0	1,810	
	7	Bheemagani Prabhakar Reddy	Independent	1,247	0	1,247	
	8	Sunkara Sivaprasad	Bahujan Samaj Party	920	0	920	
	9	Kotakonda Suryanarayana	Lok Satta Party	729	0	729	
	10	Ramigani Reddappa Reddy	Pyramid Party of India	508	0	508	
	11	Patan Nazeer Khan	Independent	472	0	472	
	12	Sankar Reddy Mekala	Bharateeya Sadharma Samsthapana Party	424	0	424	
	13	S.Narasimhulu	Independent	345	0	345	
			VALID VOTES	1,45,549	143	1,45,692	
		REJECTED VOTES			271	Total Electors	
		TOTAL VOTES POLLED			1,45,963	1,74,899	
		TENDERED VOTES			4		
282 Pileru	1	Nallari Kiran Kumar Reddy	Indian National Congress	53,456	449	53,905	Declared Elected
	2	Imtiyaz Ahmed Shaik	Telugu Desam	44,695	78	44,773	
	3	Chintala Ramachandra Reddy	Praja Rajyam Party	43,915	282	44,197	
	4	Kotapalle Sanondra Reddy	Bharatiya Janata Party	2,169	1	2,170	
	5	Bonumalla Venkatesu	Independent	1,783	0	1,783	
	6	Balum Seshadri Yadav	Bahujan Samaj Party	1,171	0	1,171	
	7	Neerugatti Venkatramana	Bharateeya Sadharma Samsthapana Party	629	0	629	
	8	Kavali Venugopal Nayunivaru	Lok Satta Party	595	3	598	
	9	Gaddam Yesuraju	Ambedkar National Congress	592	0	592	
	10	Asadi Venkatadri	Rashtriya Krantikari Samajwadi Party	518	0	518	
	11	S.S.Prasad	Independent	438	0	438	
			VALID VOTES	1,49,961	813	1,50,774	
		REJECTED VOTES			324	Total Electors	
		TOTAL VOTES POLLED			1,51,098	1,90,578	
		TENDERED VOTES			0		
283 Madanapalle	1	M. Shajahan Basha (Jaha)	Indian National Congress	53,192	264	53,456	Declared Elected
	2	R. Krishna Sagar Reddy	Telugu Desam	42,388	196	42,584	
	3	C. Vasudeva Reddy	Praja Rajyam Party	32,994	173	33,167	
	4	Peddi Reddy Pal Reddy	Bharatiya Janata Party	1,514	1	1,515	
	5	U. Suresh	Independent	1,168	0	1,168	
	6	Veeradallu Nageswara Rao	Lok Satta Party	1,018	6	1,024	
	7	Adavipalle Krishnappa	Pyramid Party of India	1,014	1	1,015	
	8	Kangeri Nanda	Independent	830	0	830	
	9	B. Nagabhushanamma	Bahujan Samaj Party	802	0	802	
	10	J. Muralidhar Gowd	Independent	525	0	525	
	11	Dandu Ramana Reddy	Independent	524	0	524	
	12	S Sabir Basha	Independent	352	0	352	
	13	Chandra Sekhar S.	Bharateeya Sadharma Samsthapana Party	283	0	283	
	14	Mooni Chandrasekhar	Independent	265	0	265	
	15	Jampala Karuna	Independent	228	0	228	
			VALID VOTES	1,37,097	641	1,37,738	
		REJECTED VOTES			148	Total Electors	
		TOTAL VOTES POLLED			1,37,886	2,20,521	
		TENDERED VOTES			13		

Assembly Constituency No. & Name	Sl. No.	Candidate Name	Party	Votes Counted from EVM	Postal Votes	Total Votes Polled	Results
284 Punganur	1	Peddireddy Rama Chandra Reddy	Indian National Congress	83,642	441	84,083	Declared Elected
	2	M.Venkata Ramana Raju	Telugu Desam	43,343	13	43,356	
	3	Vantela Khadar Basha	Praja Rajyam Party	25,870	21	25,891	
	4	Grandhim Ramesh Babu	Bharatiya Janata Party	5,225	1	5,226	
	5	Vaddi Patabhi	Independent	1,221	0	1,221	
	6	Shaik Kadhar Basha	Bahujan Samaj Party	785	0	785	
	7	Chiruvelu Sreenivasulu	Lok Satta Party	564	1	565	
	8	V.K.Prasad	Independent	412	0	412	
	9	MD.Rahamathullah	Bharateeya Sadharma Samsthapana Party	411	0	411	
	10	P.Keshava Murthy	Independent	346	0	346	
	11	Tharigonda Kalesha	Independent	295	0	295	
	12	Khadhar Valli	Rashtriya Krantikari Samajwadi Party	230	0	230	
			VALID VOTES	1,62,344	477	1,62,821	
			REJECTED VOTES			491	Total Electors
		TOTAL VOTES POLLED			1,63,312	1,95,258	
		TENDERED VOTES			0		
285 Chandragiri	1	Aruna Kumari Galla	Indian National Congress	71,664	278	71,942	Declared Elected
	2	R.K. Roja	Telugu Desam	60,864	98	60,962	
	3	Saikam Sai Ramani	Praja Rajyam Party	29,794	39	29,833	
	4	Gali Pushpalatha	Bharatiya Janata Party	2,209	3	2,212	
	5	P.Jagannatham Naidu	Lok Satta Party	1,412	5	1,417	
	6	Devagurunadhan.S	Bahujan Samaj Party	1,015	1	1,016	
	7	Attuluru Ananda Naidu	Independent	703	0	703	
	8	Ramavaram Sudhakar Reddy	Independent	656	0	656	
	9	Y.Munirathnam	Independent	546	0	546	
	10	N. Munaswamy Naidu	Independent	533	0	533	
	11	Devaraju Peddineni	Pyramid Party of India	465	0	465	
	12	T. Ramachandra Reddy	Independent	378	0	378	
	13	Aruna Kumari (Aluganti)	Independent	208	0	208	
			VALID VOTES	1,70,447	424	1,70,871	
		REJECTED VOTES			452	Total Electors	
		TOTAL VOTES POLLED			1,71,323	2,19,118	
		TENDERED VOTES			0		
286 Tirupati	1	Konidala Chiranjeevi	Praja Rajyam Party	56,309	0	56,309	Declared Elected
	2	Karunakar Reddy Bhumana	Indian National Congress	40,379	0	40,379	
	3	K. Sankara Reddy	Telugu Desam	21,307	0	21,307	
	4	Gujjalla Malyadri	Lok Satta Party	3,716	0	3,716	
	5	G. Bhanu Prakash Reddy	Bharatiya Janata Party	2,174	0	2,174	
	6	K.Ramesh	Independent	902	0	902	
	7	Chiranjeevi.T.	Independent	754	0	754	
	8	D. Kesavaraju	Pyramid Party of India	414	0	414	
	9	Mukku Satyavanthudu	Bahujan Samaj Party	359	0	359	
	10	Prof.K. Munirathnam Chetty	Independent	242	0	242	
	11	Vaddi Venkatesh Naidu	Independent	214	0	214	
	12	P. Karunakar Reddy	Independent	197	0	197	
	13	Anjaiah.P.	Republican Party of India (A)	194	0	194	
	14	Avulapati Bhaskar	Independent	122	0	122	
	15	G.H.Kishore Babu	Independent	93	0	93	
	16	Gadiraju Subbarama Raju	Independent	89	0	89	
	17	C. N. Saravana	Bharatiya Jan Shakti	87	0	87	
	18	B. Thulasi Rami Reddy	Independent	75	0	75	
		VALID VOTES	1,27,627	0	1,27,627		
		REJECTED VOTES			501	Total Electors	
		TOTAL VOTES POLLED			1,28,128	2,47,160	
		TENDERED VOTES			0		

Assembly Constituency No. & Name	Sl. No.	Candidate Name	Party	Votes Counted from EVM	Postal Votes	Total Votes Polled	Results
287 Srikalahasti	1	Gopala Krishna Reddy Bojala	Telugu Desam	70,451	256	70,707	Declared Elected
	2	S. C. V. Naidu	Indian National Congress	57,857	387	58,244	
	3	Doctor Cipai Subramanyam	Praja Rajyam Party	24,237	112	24,349	
	4	M Murali Yadav	Bharatiya Janata Party	2,291	0	2,291	
	5	Jitta Rangaiah	Bahujan Samaj Party	2,149	0	2,149	
	6	Pallamala Sudhakar	Independent	1,334	1	1,335	
	7	S.Chiranjeevi	Lok Satta Party	1,273	4	1,277	
	8	R.T.C.Sudheer	Independent	705	0	705	
	9	T.M. Balu	Pyramid Party of India	493	0	493	
	10	Kameswaraiah Arthamala	Bharateeya Sadharma Samsthapana Party	461	0	461	
	11	K.V.Ramana	Independent	217	0	217	
	12	Ammapalem Ramana Reddy	Samajwadi Party	216	0	216	
	13	Kalavagunta Mahadeva Reddy	Independent	215	0	215	
	14	Chandamamala Kotaiah	Independent	215	0	215	
	15	Chalapathi Kayyuri	Independent	150	0	150	
	16	T. Gopi Chand	Independent	105	0	105	
			VALID VOTES	1,62,369	760	1,63,129	
		REJECTED VOTES			45	Total Electors	
		TOTAL VOTES POLLED			1,63,174	2,13,270	
		TENDERED VOTES			0		
288 Satyavedu (SC)	1	H. Hemalatha	Telugu Desam	65,457	14	65,471	Declared Elected
	2	Kalathuru Narayanaswamy	Indian National Congress	55,712	68	55,780	
	3	Sankala Subbaiah	Praja Rajyam Party	13,814	9	13,823	
	4	P. Subbarathnamma	Bharatiya Janata Party	2,667	0	2,667	
	5	Gangaramaiah Reddypalli	Bahujan Samaj Party	1,639	0	1,639	
	6	C. P. V. Velu (Vajravelu)	Independent	1,003	0	1,003	
	7	J. Bharati	Independent	719	0	719	
	8	Kadiveti Pattabhi	Samajwadi Party	550	0	550	
	9	Masarapu Purushotham	Independent	532	0	532	
			VALID VOTES	1,42,093	91	1,42,184	
			REJECTED VOTES			340	Total Electors
		TOTAL VOTES POLLED			1,42,524	1,77,870	
		TENDERED VOTES			0		
289 Nagari	1	Gali Muddukrishnama Naidu	Telugu Desam	60,769	80	60,849	Declared Elected
	2	Chenga Reddy Reddyvari	Indian National Congress	59,156	385	59,541	
	3	G. Sudarshana Varma	Praja Rajyam Party	13,831	10	13,841	
	4	J. Venugopal Raju	Bahujan Samaj Party	1,568	0	1,568	
	5	N. Sankar Yadav	Bharatiya Janata Party	1,499	2	1,501	
	6	B.Ramakrishnama Naidu	Independent	1,256	0	1,256	
	7	Dr.G. Jawahar Ruben	Lok Satta Party	738	4	742	
	8	B. Dilli Babu	Independent	455	0	455	
	9	K. Dhanasekhar Chetty	Independent	403	0	403	
	10	G.Gunasekhar	Bharateeya Sadharma Samsthapana Party	207	0	207	
			VALID VOTES	1,39,882	481	1,40,363	
		REJECTED VOTES			241	Total Electors	
		TOTAL VOTES POLLED			1,40,604	1,68,421	
		TENDERED VOTES			6		
290 Gangadhara Nellore (SC)	1	Kuthuhalam Gummadi	Indian National Congress	62,128	121	62,249	Declared Elected
	2	Gandhi	Telugu Desam	51,236	187	51,423	
	3	M. Nagabushnam	Praja Rajyam Party	12,392	13	12,405	
	4	Devarajulu	Independent	4,409	0	4,409	
	5	V. Rajendran	Bharatiya Janata Party	1,489	1	1,490	
	6	E. Murugaiah	Bahujan Samaj Party	1,270	0	1,270	
	7	Kaveripakam Markondaiah	Independent	909	0	909	
	8	N. Rajesh	Independent	891	0	891	
	9	K. Jaya Prakash	Lok Satta Party	683	3	686	
	10	N. Jayakar	Republican Party of India (A)	415	0	415	
	11	Sivaprasad	Bharateeya Sadharma Samsthapana Party	295	0	295	
			VALID VOTES	1,36,117	325	1,36,442	
		REJECTED VOTES			61	Total Electors	
		TOTAL VOTES POLLED			1,36,503	1,63,206	
		TENDERED VOTES			0		

Assembly Constituency No. & Name	Sl. No.	Candidate Name	Party	Votes Counted from EVM	Postal Votes	Total Votes Polled	Results
291 Chittoor	1	C. K. Jayachandra Reddy @ C. K. Babu	Indian National Congress	45,788	306	46,094	Declared Elected
	2	Arani Srinivasulu J.M.C.	Praja Rajyam Party	44,148	236	44,384	
	3	P. Balaji	Telugu Desam	30,620	170	30,790	
	4	Advocate Jayakumar	Lok Satta Party	1,289	9	1,298	
	5	K. Ravindra Reddy M.A.	Bharatiya Janata Party	867	0	867	
	6	S. Srinivasulu	Bharateeya Sadharma Samsthapana Party	855	0	855	
	7	D. A. Nagaraju	Bahujan Samaj Party	840	0	840	
	8	M. Janakiraman	Pyramid Party of India	623	1	624	
	9	Krishnadevan Yadav	B.C.United Front	525	0	525	
	10	A. Shivakumar	Independent	440	0	440	
	11	Dr.B. K. Ramana Reddy	Independent	283	0	283	
			VALID VOTES	1,26,278	722	1,27,000	
			REJECTED VOTES			8	Total Electors
			TOTAL VOTES POLLED			1,27,008	1,79,155
		TENDERED VOTES			0		
292 Puthalapattu (SC)	1	Dr. P. Ravi	Indian National Congress	64,401	83	64,484	Declared Elected
	2	L. Lalitha Kumari	Telugu Desam	63,385	148	63,533	
	3	P. Pushparaj	Praja Rajyam Party	17,625	2	17,627	
	4	K. Sundara Raj	Bharateeya Sadharma Samsthapana Party	1,930	0	1,930	
	5	R. Panjanadhan	Bharatiya Janata Party	1,121	0	1,121	
	6	K. Sankar	Independent	1,027	0	1,027	
	7	V. Nagan	Bahujan Samaj Party	925	0	925	
	8	M. Paramanandam	Independent	488	0	488	
	9	Konka Radha	Independent	325	0	325	
	10	T. Gopinath	Independent	297	0	297	
			VALID VOTES	1,51,524	233	1,51,757	
			REJECTED VOTES			115	Total Electors
			TOTAL VOTES POLLED			1,51,872	1,80,230
			TENDERED VOTES			0	
293 Palamaner	1	Amaranatha Reddy.N	Telugu Desam	79,822	155	79,977	Declared Elected
	2	Reddeppa Reddy.R.	Indian National Congress	64,147	282	64,429	
	3	Ravuri Venkataswamy	Praja Rajyam Party	21,866	84	21,950	
	4	Shaik Amjad	Bharatiya Janata Party	1,925	2	1,927	
	5	Addanki Venkataramana Murthy	Bahujan Samaj Party	1,265	0	1,265	
	6	V.Lokanatham Naidu	Independent	951	0	951	
	7	Mallikarjuna.M	Lok Satta Party	753	6	759	
	8	K.Rami Reddy	Independent	409	0	409	
	9	C.R.Naidu	Pyramid Party of India	384	4	388	
	10	Bandla Munivenkatappa	Independent	359	1	360	
	11	Ambuthoti Venkataramana	Independent	336	0	336	
	12	B. Bhaskar Reddy	Independent	293	0	293	
			VALID VOTES	1,72,510	534	1,73,044	
			REJECTED VOTES			134	Total Electors
		TOTAL VOTES POLLED			1,73,178	2,05,794	
		TENDERED VOTES			0		
294 Kuppam	1	Nara Chandrababu Naidu	Telugu Desam	89,950	2	89,952	Declared Elected
	2	M. Subramanyam Reddy	Indian National Congress	43,885	1	43,886	
	3	K. Rajendra Babu	Praja Rajyam Party	5,366	0	5,366	
	4	N. S. Thulasinath	Bharatiya Janata Party	2,117	0	2,117	
	5	Abdul Kadar S. A.	Rajyadhikara Party	1,162	0	1,162	
	6	G. Sudhakar Setty	Independent	794	0	794	
	7	Y. Sreenivasulu	Independent	706	0	706	
	8	C. Lakshmi	B.C.United Front	531	0	531	
	9	G. Chandra Kumar	Bharateeya Sadharma Samsthapana Party	393	0	393	
	10	K. Venkata Rao (K.V.Rao)	Republican Party of India (A)	380	0	380	
			VALID VOTES	1,45,284	3	1,45,287	
			REJECTED VOTES			3	Total Electors
			TOTAL VOTES POLLED			1,45,290	1,75,997
			TENDERED VOTES			0	

STATEMENT SHOWING CONSTITUENCY-WISE VOTES SECURED BY THE ELECTED WOMEN/SC/ST CANDIDATES WITH MARGIN OF VOTES

Assembly Constituency No. & Name	Total Valid Votes	Name of the Elected Candidate	Party	Valid votes secured	Percentage polled to elected candidate	Margin of votes	Percentage of Margin
WOMEN CANDIDATES							
6 Khanapur (ST)	116595	Suman Rathod	TDP	56,014	48.04	26,432	22.67
11 Armur	120822	Annappurna Aleti	TDP	49,009	40.56	13,059	10.81
37 Narsapur	158268	Vaakiti Sunitha Laxmareddy	INC	73,924	46.71	13,274	8.39
38 Zahirabad (SC)	153492	Dr. J.Geeta	INC	62,758	40.89	2,186	1.42
50 Maheswararam	174911	Patlolla Sabitha	INC	65,077	37.21	7,833	4.48
57 Musheerabad	132769	T. Manemma	INC	45,966	34.62	14,843	11.18
70 Secunderabad	124070	Jayasudha Kapoor	INC	45,063	36.32	4,395	3.54
76 Devarikadra	141582	Seetha Dayakar Reddy	TDP	58,576	41.37	19,036	13.45
79 Gadwal	141325	Aruna D.K.	INC	63,433	44.88	10,427	7.38
94 Bhongir	148370	Alimineti Uma Madhava Reddy	TDP	53,073	35.77	9,353	6.30
101 Dornakal (ST)	150499	Satyavathi Rathod	TDP	69,282	46.03	4,623	3.07
102 Mahabubabad (ST)	152914	Kavitha Maloth	INC	66,209	43.30	15,367	10.05
104 Parkal	147753	Konda Surekha	INC	69,135	46.79	12,800	8.66
109 Mulugu (ST)	134674	Anasuya Dansari	TDP	64,285	47.73	18,775	13.94
115 Wyra (ST)	127094	Chandravathi Banoth	CPI	53,090	41.77	13,626	10.72
119 Bhadrachalam (ST)	143908	Kunja Satyavathi	INC	51,466	35.76	6,383	4.44
125 Amadalavalasa	119531	Boddepalli Satyavathi	INC	48,128	40.26	16,209	13.56
131 Parvathipuram (SC)	119956	Jayamani Savarapu	INC	49,614	41.36	2,718	2.27
138 Srungavarapukota	157337	Kolla Lalitha Kumari	TDP	40,142	25.51	3,440	2.19
153 Narsipatnam	151401	Bolem Muthyala Papa	INC	65,465	43.24	8,287	5.47
156 Pithapuram	149479	Vanga Geetha Viswanadh	PRAP	46,623	31.19	1,036	0.69
165 Gannavaram (SC)	134551	Pamula Rajeswari Devi	INC	44,756	33.26	3,105	2.31
176 Palacole	130532	Usha Rani Bangaru	INC	49,720	38.09	5,446	4.17
185 Gopalapuram (SC)	163337	Taneti Vanita	TDP	70,659	43.26	14,653	8.97
188 Tiruvuru (SC)	147295	Dirisam Padma Jyothi	INC	63,624	43.19	265	0.18
206 Mangalagiri	161605	Kamala Kandru	INC	52,585	32.54	12,762	7.90

STATEMENT SHOWING CONSTITUENCY-WISE VOTES SECURED BY THE ELECTED WOMEN/SC/ST CANDIDATES WITH MARGIN OF VOTES

Assembly Constituency No. & Name	Total Valid Votes	Name of the Elected Candidate	Party	Valid votes secured	Percentage polled to elected candidate	Margin of votes	Percentage of Margin
212 Prathipadu (SC)	168669	Sucharitha Mekathoti	INC	66,324	39.32	2,042	1.21
243 Badvel (SC)	135133	Kamamma P. M.	INC	78,486	58.08	36,594	27.08
253 Allagadda	153847	Bhuma Shobha Nagi Reddy	PRAP	61,555	40.01	1,958	1.27
266 Alur	139740	Patil Neeraj Reddy	INC	43,105	30.85	5,645	4.04
274 Raptadu	142368	Paritala Suneethamma	TDP	64,559	45.35	1,707	1.20
285 Chandragiri	170871	Aruna Kumari Galla	INC	71,942	42.10	10,980	6.43
288 Satyavedu (SC)	142184	H. Hemalatha	TDP	65,471	46.05	9,691	6.82
290 Gangadhara Nellore (SC)	136442	Kuthuhalam Gummadi	INC	62,249	45.62	10,826	7.93
SC CANDIDATES							
2 Chennai (SC)	112579	Nallala Odelu	TRS	45,012	39.98	11,549	10.26
3 Bellampalle (SC)	102237	Gunda Mallesh	CPI	41,957	41.04	8,892	8.70
13 Jukkal (SC)	127735	Hanmanth Shinde	TDP	72,971	57.13	34,124	26.71
22 Dharmapuri (SC)	127744	Eshwar Koppula	TRS	45,848	35.89	1,484	1.16
27 Choppadandi (SC)	138764	Suddala Devaiah	TDP	68,841	49.61	32,988	23.77
30 Manakondur (SC)	141094	Arepally Mohan	INC	45,304	32.11	2,172	1.54
36 Andole (SC)	170218	C. Damodar Raja Narsimha	INC	78,671	46.22	2,906	1.71
38 Zahirabad (SC)	153492	Dr. J.Geeta	INC	62,758	40.89	2,186	1.42
53 Chevella (SC)	148243	K. S. Ratnam	TDP	62,332	42.05	2,249	1.52
55 Vicarabad (SC)	128027	G. Prasad Kumar	INC	58,810	45.94	4,859	3.80
71 Secunderabad Cantt. (SC)	110257	Dr.P.Shanker Rao	INC	36,853	33.42	4,183	3.79
80 Alampur (SC)	129361	Abraham V.M.	INC	49,722	38.44	1,183	0.91
82 Achampet (SC)	144980	P.Ramulu	TDP	67,361	46.46	4,831	3.33
95 Nakrekal (SC)	168436	Chirumarthy Lingaiah	INC	72,023	42.76	12,176	7.23
96 Thungathurthi (SC)	172952	Mothukupally Narsimulu	TDP	80,888	46.77	11,863	6.86
99 Ghanpur (Station) (SC)	171646	Rajaiah Thatikonda	INC	68,162	39.71	11,210	6.53
107 Wardhannapet (SC)	149048	Kondeti Sridhar	INC	57,871	38.83	6,584	4.42
114 Madhira (SC)	159985	Batti Vikramarka Mallu	INC	59,394	37.12	1,417	0.89
116 Sathupalle (SC)	169220	Sandra Venkata Veeraiah	TDP	79,491	46.97	14,008	8.28

STATEMENT SHOWING CONSTITUENCY-WISE VOTES SECURED BY THE ELECTED WOMEN/SC/ST CANDIDATES WITH MARGIN OF VOTES

Assembly Constituency No. & Name	Total Valid Votes	Name of the Elected Candidate	Party	Valid votes secured	Percentage polled to elected candidate	Margin of votes	Percentage of Margin
128 Rajam (SC)	134396	Kondru Murali Mohan	INC	61,771	45.96	27,133	20.19
131 Parvathipuram (SC)	119956	Jayamani Savatarapu	INC	49,614	41.36	2,718	2.27
152 Payakaraopet (SC)	157890	Golla Baburao	INC	50,698	32.11	656	0.42
163 Amalapuram (SC)	138056	Pinipe Viswarupu	INC	57,922	41.96	6,273	4.54
164 Razole (SC)	131598	Rapaka Vara Prasada Rao	INC	52,319	39.76	5,869	4.46
165 Gannavaram (SC)	134551	Pamula Rajeswari Devi	INC	44,756	33.26	3,105	2.31
173 Kovvur(SC)	133179	T.V.Rama Rao	TDP	55,669	41.80	15,478	11.62
185 Gopalapuram (SC)	163337	Taneti Vanita	TDP	70,659	43.26	14,653	8.97
187 Chintalapudi (SC)	177513	Maddala Rajesh Kumar	INC	68,078	38.35	1,417	0.80
188 Tiruvuru (SC)	147295	Dirisam Padma Jyothi	INC	63,624	43.19	265	0.18
196 Pamaru (SC)	143809	D. Y. Das	INC	60,048	41.76	6,940	4.83
202 Nandigama (SC)	139629	Prabhakara Rao Tangirala	TDP	60,489	43.32	5,171	3.70
205 Tadikonda (SC)	139329	Dokka Manikya Vara Prasada Rao	INC	61,406	44.07	3,620	2.60
208 Vemuru (SC)	145704	Ananda Babu Nakka	TDP	55,168	37.86	2,230	1.53
212 Prathipadu (SC)	168669	Sucharitha Mekathoti	INC	66,324	39.32	2,042	1.21
221 Yerragondapalem (SC)	133874	Audimulapu Suresh	INC	67,040	50.08	13,194	9.86
226 Santhanuthalapadu (SC)	145171	B. N. Vijaya Kumar	INC	63,769	43.93	9,531	6.57
229 Kondapi (SC)	154814	Gurrala Venkateseshu	INC	72,075	46.56	5,164	3.34
239 Gudur (SC)	152836	Durga Prasad Rao Balli	TDP	64,330	42.09	11,238	7.35
240 Sullurpeta (SC)	159872	Dr.Parasa Venkata Rathnaiah	TDP	66,089	41.34	5,367	3.36
243 Badvel (SC)	135133	Kamamma P. M.	INC	78,486	58.08	36,594	27.08
246 Kodur (SC)	117663	Koramutla Srinivasulu	INC	51,747	43.98	12,388	10.53
255 Nandikotkur (SC)	141276	Labbi Venkata Swamy	INC	63,442	44.91	5,773	4.09
262 Kodumur (SC)	125276	Parigela Muralikrishna	INC	47,844	38.19	5,325	4.25
271 Singanamala (SC)	149475	Dr.Sake Sailajanath	INC	65,367	43.73	3,176	2.12
275 Madakasira (SC)	147887	K. Sudhakar	INC	70,657	47.78	10,415	7.04
288 Satyavedu (SC)	142184	H. Hemalatha	TDP	65,471	46.05	9,691	6.82
290 Gangadhara Nellore (SC)	136442	Kuthuhalam Gummadi	INC	62,249	45.62	10,826	7.93
292 Puthalapattu (SC)	151757	Dr. P. Ravi	INC	64,484	42.49	951	0.63

STATEMENT SHOWING CONSTITUENCY-WISE VOTES SECURED BY THE ELECTED WOMEN/SC/ST CANDIDATES WITH MARGIN OF VOTES

Assembly Constituency No. & Name	Total Valid Votes	Name of the Elected Candidate	Party	Valid votes secured	Percentage polled to elected candidate	Margin of votes	Percentage of Margin
ST CANDIDATES							
5 Asifabad (ST)	117917	Athram Sakku	INC	42,907	36.39	15,286	12.96
6 Khanapur (ST)	116595	Suman Rathod	TDP	56,014	48.04	26,432	22.67
8 Boath (ST)	116040	Godam Nagesh	TDP	64,895	55.92	30,995	26.71
86 Devarakonda (ST)	147251	Balu Naik Nenavath	INC	64,887	44.07	7,468	5.07
101 Dornakal (ST)	150499	Satyavathi Rathod	TDP	69,282	46.03	4,623	3.07
102 Mahabubabad (ST)	152914	Kavitha Maloth	INC	66,209	43.30	15,367	10.05
109 Mulugu (ST)	134674	Anasuya Dansari	TDP	64,285	47.73	18,775	13.94
110 Pinapaka (ST)	115386	Rega Kantha Rao	INC	40,028	34.69	349	0.30
111 Yellandu (ST)	136415	Abbaiah Vooke	TDP	41,605	30.50	2,946	2.16
115 Wyra (ST)	127094	Chandravathi Banoth	CPI	53,090	41.77	13,626	10.72
118 Aswaraopeta (ST)	125313	Mithrasena Vaggela	INC	46,183	36.85	5,107	4.08
119 Bhadrachalam (ST)	143908	Kunja Satyavathi	INC	51,466	35.76	6,383	4.44
123 Pathapatnam	126041	Vijayaramaraju Satrucherla	INC	58,936	46.76	20,790	16.49
129 Palakonda (ST)	108212	Nimmaka Sugreevulu	INC	45,909	42.43	16,150	14.92
130 Kurupam (ST)	117042	Janardhana Thotraj Veeravara Thodaramala	INC	48,493	41.43	15,053	12.86
132 Salur (ST)	120950	Rajanna Dora Peedika	INC	49,517	40.94	1,656	1.37
147 Araku Valley (ST)	120384	Siveri Soma	TDP	34,959	29.04	402	0.33
148 Paderu (ST)	110040	Pasupuleti Balaraju	INC	35,653	32.40	587	0.53
172 Rampachodavaram (ST)	95593	Kosuri Kasi Viswanadha Veera Venkata Satyanarayana Redd	INC	32,654	34.16	10,803	11.30
186 Polavaram (ST)	144662	Tellam Bala Raju	INC	50,298	34.77	5,664	3.92

